

5/22/2023 9:03 am

C001 - COUNTY

Tax Year 2022

	Assessed (BoR Eq.)	State Equalized (1.00000)	Exemptions	Amount	State Category	Net Taxable Value	After EZ & TIF	Other Information	County	District
Land:	543,121,954	543,121,954	Home Improvement:	5,858,003	Farm:	518,057,345	514,590,136	PTELL:		
Farm Land:	343,059,640	343,059,640	Owner Occupied:	188,165,245	Residential:	1,527,530,207	1,468,871,076	New Property EAV:	14,010,013	14,010,013
Building:	2,654,709,521	2,654,709,521	Senior Citizen:	49,403,908	Commercial:	445,996,339	356,750,783	Annexations EAV:	0	0
Farm Building:	36,883,063	36,883,063	Veteran:	217,734	Industrial:	780,096,806	755,141,503	Disconnection EAV:	0	0
State Assessed:	46,483,464	46,483,464	Senior Assessment Freez	39,003,239	Mineral:	79,138	76,138	Recovered TIF EAV:	34,209,963	34,209,963
	3,624,257,642	3,624,257,642	Abatement:	0	Pollution Control:	119,059	119,059	Aggregate Extension:	0	
Less Assessments < 150	-32,897	-32,897	Development:	0	State Railroad:	46,363,686	46,363,686	Rate Increase:	0.00000	
	3,624,224,745	3,624,224,745	Solar:	0	Local Railroad:	11,360	11,360	TIF Loss EAV:	176,330,199	
Less Exemptions		-305,970,805	Owner Occupied 50%:	0		3,318,253,940	3,141,923,741	EZ EAV Reduction:	0	
Net Taxable Value		3,318,253,940	Returning Veteran:	5,000	Overlapping Counties			EZ Tax Reduction:	0.00	
			Disabled Person:	1,265,215				Industrial Tax Abatement:	266,293.98	
			Disabled Veteran 50%:	416,564						
			Disabled Veteran 70%:	21,339,486						
			Leasehold Owner:	0						
			Natural Disaster:	136,925						
			Disabled Veteran 30%:	159,486						
				305,970,805						

Fund	Levy Request	Max Rate	Auto Set To Max	Calculated Rate	Calculated Taxes	PTELL Factor	PTELL Rate	(w/overrides) Final Rate	Final Taxes	% of Total
001 General Fund	7,259,221	0.25000		0.23105	7,198,457.60			0.23105	7,198,457.60	22.92%
005 I.M.R.F	4,716,922	0.00000		0.15013	4,677,361.78			0.15013	4,677,361.78	14.89%
006 County Highway	3,021,533	0.10000		0.09617	2,996,215.83			0.09617	2,996,215.83	9.54%
008 Co. Bridges	1,510,924	0.05000		0.04809	1,498,263.69			0.04809	1,498,263.69	4.77%
018 Mental Health	2,451,166	0.10000		0.07802	2,430,745.13			0.07802	2,430,745.13	7.74%
021 Matching Tax	1,510,924	0.05000		0.04809	1,498,263.69			0.04809	1,498,263.69	4.77%
022 County Health	659,929	0.10000		0.02101	654,575.18			0.02101	654,575.18	2.08%
035 Liability Insurance	5,370,566	0.00000		0.17094	5,325,705.87			0.17094	5,325,705.87	16.96%
055 V.A.C.	576,708	0.03000		0.01836	572,013.34			0.01836	572,013.34	1.82%
102 Detention Home	450,009	0.01500		0.01433	446,457.03			0.01433	446,457.03	1.42%
113 Nursing Home	1,706,388	0.10000		0.05432	1,692,361.90			0.05432	1,692,361.90	5.39%
047 Social Security	2,440,167	0.00000		0.07767	2,419,840.74			0.07767	2,419,840.74	7.70%
003 Bonds And Interest	0	0.00000		0.00000	0.00			0.00000	0.00	0.00%
	31,674,457			1.00818	31,410,261.78			1.00818	31,410,261.78	100.00%

Jennifer Ebner

I, JENNIFER EBNER, County Clerk for LASALLE County Illinois, do hereby certify this report to be a true and complete copy of the 2022 extension information.

Tax Year 2022											
Assessed (BoR Eq.)		State Equalized (1.00000)	Exemptions		Amount	State Category	Net Taxable Value	After EZ & TIF	Other Information	County	District
Land:	3,033,048	3,033,048	Home Improvement:	75,061	Farm:	19,396,100	19,396,100	PTELL:			
Farm Land:	13,660,410	13,660,410	Owner Occupied:	1,318,874	Residential:	7,401,448	7,401,448	New Property EAV:	121,895		121,895
Building:	48,923,378	48,923,378	Senior Citizen:	233,854	Commercial:	1,436,878	1,436,878	Annexations EAV:	0		0
Farm Building:	2,123,280	2,123,280	Veteran:	0	Industrial:	37,714,623	37,714,623	Disconnection EAV:	0		0
State Assessed:	4,882,889	4,882,889	Senior Assessment Freez	108,270	Mineral:	0	0	Recovered TIF EAV:	0		0
	72,623,005	72,623,005	Abatement:	0	Pollution Control:	0	0	Aggregate Extension:	0		
Less Assessments < 150	-395	-395	Development:	0	State Railroad:	4,882,889	4,882,889	Rate Increase:	0.00000		
	72,622,610	72,622,610	Solar:	0	Local Railroad:	0	0	TIF Loss EAV:	0		
Less Exemptions		-1,790,672	Owner Occupied 50%:	0		70,831,938	70,831,938	EZ EAV Reduction:	0		
Net Taxable Value		70,831,938	Returning Veteran:	0	Overlapping Counties			EZ Tax Reduction:	0.00		
			Disabled Person:	6,000	Grundy (Actual)		3,875,368	Industrial Tax Abatement:	0.00		
			Disabled Veteran 50%:	0	Livingston (Actual)		10,383,156				
			Disabled Veteran 70%:	48,613							
			Leasehold Owner:	0			85,090,462				
			Natural Disaster:	0							
			Disabled Veteran 30%:	0							
				1,790,672							

Fund	Levy Request	Max Rate	Auto Set To Max	Calculated Rate	Calculated Taxes	PTELL Factor	PTELL Rate	(w/overrides) Final Rate	Final Taxes	% of Total
001 Corporate	110,000	0.30000		0.12928	91,571.58			0.12928	91,571.58	46.47%
027 Audit	2,700	0.00500		0.00318	2,252.46			0.00318	2,252.46	1.14%
035 Liability Insurance	14,000	0.00000		0.01646	11,658.94			0.01646	11,658.94	5.92%
064 Ambulance	110,000	0.25000		0.12928	91,571.58			0.12928	91,571.58	46.47%
	236,700			0.27820	197,054.56			0.27820	197,054.56	100.00%

Jennifer Ebner

Tax Year 2022											
Assessed (BoR Eq.)		State Equalized (1.00000)	Exemptions		Amount	State Category	Net Taxable Value	After EZ & TIF	Other Information	County	District
Land:	640,924	640,924	Home Improvement:	5,158	Farm:	8,001,664	8,001,664	PTELL:			
Farm Land:	7,306,897	7,306,897	Owner Occupied:	470,042	Residential:	2,125,101	2,125,101	New Property EAV:	0		0
Building:	2,953,569	2,953,569	Senior Citizen:	109,714	Commercial:	419,462	419,462	Annexations EAV:	0		0
Farm Building:	290,206	290,206	Veteran:	0	Industrial:	0	0	Disconnection EAV:	0		0
State Assessed:	0	0	Senior Assessment Freez	52,455	Mineral:	0	0	Recovered TIF EAV:	0		0
	11,191,596	11,191,596	Abatement:	0	Pollution Control:	0	0	Aggregate Extension:	0		
	0	0	Development:	0	State Railroad:	0	0	Rate Increase:	0.00000		
			Solar:	0	Local Railroad:	0	0	TIF Loss EAV:	0		
Less Exemptions		-645,369	Owner Occupied 50%:	0		10,546,227	10,546,227	EZ EAV Reduction:	0		
Net Taxable Value		10,546,227	Returning Veteran:	0	Overlapping Counties			EZ Tax Reduction:	0.00		
			Disabled Person:	8,000	Livingston (Actual)		2,860,997	Industrial Tax Abatement:	0.00		
			Disabled Veteran 50%:	0	Woodford (Actual)		2,013,239				
			Disabled Veteran 70%:	0			15,420,463				
			Leasehold Owner:	0							
			Natural Disaster:	0							
			Disabled Veteran 30%:	0							
				645,369							

Fund	Levy Request	Max Rate	Auto Set To Max	Calculated Rate	Calculated Taxes	PTELL Factor	PTELL Rate	(w/overrides) Final Rate	Final Taxes	% of Total
001 Corporate	40,900	0.30000		0.26524	27,972.77			0.26524	27,972.77	60.24%
035 Liability Insurance	7,000	0.00000		0.04540	4,787.98			0.04540	4,787.98	10.31%
064 Ambulance	20,000	0.30000		0.12970	13,678.43			0.12970	13,678.43	29.45%
	67,900			0.44034	46,439.18			0.44034	46,439.18	100.00%

Jennifer Ebner

Tax Year 2022										
	Assessed (BoR Eq.)	State Equalized (1.00000)	Exemptions	Amount	State Category	Net Taxable Value	After EZ & TIF	Other Information	County	District
Land:	6,221,340	6,221,340	Home Improvement:	56,246	Farm:	14,100,997	14,100,997	PTELL:		
Farm Land:	9,500,523	9,500,523	Owner Occupied:	1,474,380	Residential:	18,207,299	18,207,299	New Property EAV:	131,338	131,338
Building:	22,766,925	22,766,925	Senior Citizen:	390,000	Commercial:	2,181,463	2,181,463	Annexations EAV:	0	0
Farm Building:	1,025,972	1,025,972	Veteran:	0	Industrial:	2,399,342	2,399,342	Disconnection EAV:	0	0
State Assessed:	93,016	93,016	Senior Assessment Freez	471,977	Mineral:	12,346	12,346	Recovered TIF EAV:	0	0
	39,607,776	39,607,776	Abatement:	0	Pollution Control:	0	0	Aggregate Extension:	0	
Less Assessments < 150	-1,945	-1,945	Development:	0	State Railroad:	93,016	93,016	Rate Increase:	0.00000	
	39,605,831	39,605,831	Solar:	0	Local Railroad:	0	0	TIF Loss EAV:	0	
Less Exemptions		-2,611,368	Owner Occupied 50%:	0		36,994,463	36,994,463	EZ EAV Reduction:	0	
Net Taxable Value		36,994,463	Returning Veteran:	0	Overlapping Counties			EZ Tax Reduction:	0.00	
			Disabled Person:	2,000				Industrial Tax Abatement:	0.00	
			Disabled Veteran 50%:	0						
			Disabled Veteran 70%:	216,765						
			Leasehold Owner:	0						
			Natural Disaster:	0						
			Disabled Veteran 30%:	0						
				2,611,368						

Fund		Levy Request	Max Rate	Auto Set To Max	Calculated Rate	Calculated Taxes	PTELL Factor	PTELL Rate	(w/overrides) Final Rate	Final Taxes	% of Total
001	Corporate	45,075	0.12500		0.12185	45,077.52			0.12185	45,077.52	100.00%
		45,075			0.12185	45,077.52			0.12185	45,077.52	100.00%

Jennifer Ebner

District Extension Summary

FDD1 - EARLVILLE FIRE

Tax Year 2022

	Assessed (BoR Eq.)	State Equalized (1.00000)	Exemptions	Amount	State Category	Net Taxable Value	After EZ & TIF	Other Information	County	District
Land:	10,536,020	10,536,020	Home Improvement:	139,253	Farm:	42,740,255	42,740,255	PTELL:		
Farm Land:	31,506,360	31,506,360	Owner Occupied:	4,573,483	Residential:	33,730,738	33,730,738	New Property EAV:	281,870	281,870
Building:	45,810,840	45,810,840	Senior Citizen:	1,250,000	Commercial:	4,045,558	4,045,558	Annexations EAV:	0	0
Farm Building:	1,860,399	1,860,399	Veteran:	0	Industrial:	1,108,882	1,108,882	Disconnection EAV:	0	0
State Assessed:	7,093,501	7,093,501	Senior Assessment Freez	1,619,877	Mineral:	4,297	4,297	Recovered TIF EAV:	726,600	726,600
	96,807,120	96,807,120	Abatement:	0	Pollution Control:	0	0	Aggregate Extension:	0	
Less Assessments < 150	-683	-683	Development:	0	State Railroad:	7,093,501	7,093,501	Rate Increase:	0.00000	
	96,806,437	96,806,437	Solar:	0	Local Railroad:	0	0	TIF Loss EAV:	0	
Less Exemptions		-8,083,206	Owner Occupied 50%:	0		88,723,231	88,723,231	EZ EAV Reduction:	0	
Net Taxable Value		88,723,231	Returning Veteran:	5,000	Overlapping Counties			EZ Tax Reduction:	0.00	
			Disabled Person:	18,000	Dekalb (Actual)		2,231,919	Industrial Tax Abatement:	0.00	
			Disabled Veteran 50%:	20,000	Lee (Actual)		1,495,927			
			Disabled Veteran 70%:	427,840						
			Leasehold Owner:	0						
			Natural Disaster:	22,253						
			Disabled Veteran 30%:	7,500						
				8,083,206						

Fund		Levy Request	Max Rate	Auto Set To Max	Calculated Rate	Calculated Taxes	PTELL Factor	PTELL Rate	(w/overrides) Final Rate	Final Taxes	% of Total
001	Corporate	129,628	0.30000		0.14022	124,407.77			0.14022	124,407.77	38.90%
064	Ambulance	203,572	0.25000		0.22020	195,368.63			0.22020	195,368.63	61.10%
		333,200			0.36042	319,776.40			0.36042	319,776.40	100.00%

Jennifer Ebner

Tax Year 2022												
Assessed (BoR Eq.)		State Equalized (1.00000)	Exemptions		Amount	State Category	Net Taxable Value	After EZ & TIF	Other Information	County	District	
Land:	7,927,995	7,927,995	Home Improvement:	29,139	Farm:	21,327,431	21,327,431	PTELL:				
Farm Land:	12,521,741	12,521,741	Owner Occupied:	2,803,840	Residential:	24,259,931	24,259,931	New Property EAV:	100,366		100,366	
Building:	32,634,639	32,634,639	Senior Citizen:	640,000	Commercial:	2,676,041	2,676,041	Annexations EAV:	0		0	
Farm Building:	1,152,043	1,152,043	Veteran:	0	Industrial:	886,599	886,599	Disconnection EAV:	0		0	
State Assessed:	2,740,879	2,740,879	Senior Assessment Freez	1,052,180	Mineral:	1,017	1,017	Recovered TIF EAV:	0		0	
	56,977,297	56,977,297	Abatement:	0	Pollution Control:	0	0	Aggregate Extension:	0			
Less Assessments < 150	-359	-359	Development:	0	State Railroad:	2,740,863	2,740,863	Rate Increase:	0.00000			
	56,976,938	56,976,938	Solar:	0	Local Railroad:	0	0	TIF Loss EAV:	0			
Less Exemptions		-5,085,056	Owner Occupied 50%:	0		51,891,882	51,891,882	EZ EAV Reduction:	0			
Net Taxable Value		51,891,882	Returning Veteran:	0	Overlapping Counties			EZ Tax Reduction:	0.00			
			Disabled Person:	20,000	Dekalb (Actual)		20,107,442	Industrial Tax Abatement:	0.00			
			Disabled Veteran 50%:	0			71,999,324					
			Disabled Veteran 70%:	532,397								
			Leasehold Owner:	0								
			Natural Disaster:	0								
			Disabled Veteran 30%:	7,500								
			5,085,056									
Fund			Levy Request	Max Rate	Auto Set To Max	Calculated Rate	Calculated Taxes	PTELL Factor	PTELL Rate	(w/overrides) Final Rate	Final Taxes	% of Total
001	Corporate		136,594	0.30000		0.18972	98,449.26			0.18972	98,449.26	100.00%
			136,594			0.18972	98,449.26			0.18972	98,449.26	100.00%

Jennifer Ebner

			Tax Year 2022						
Assessed (BoR Eq.)	State Equalized (1.00000)	Exemptions	Amount	State Category	Net Taxable Value	After EZ & TIF	Other Information	County	District
Land:	87,734	87,734	Home Improvement:	0	Farm:	1,618,024	1,618,024	PTELL:	
Farm Land:	1,558,075	1,558,075	Owner Occupied:	42,000	Residential:	220,921	220,921	New Property EAV:	0704,593
Building:	254,060	254,060	Senior Citizen:	0	Commercial:	36,672	36,672	Annexations EAV:	00
Farm Building:	40,411	40,411	Veteran:	0	Industrial:	0	0	Disconnection EAV:	00
State Assessed:	526,493	526,493	Senior Assessment Freez	0	Mineral:	0	0	Recovered TIF EAV:	00
	2,466,773	2,466,773	Abatement:	0	Pollution Control:	0	0	Aggregate Extension:	91,291
	0	0	Development:	0	State Railroad:	526,493	526,493	Rate Increase:	0.00000
			Solar:	0	Local Railroad:	0	0	TIF Loss EAV:	0
			Owner Occupied 50%:	0		2,402,110	2,402,110	EZ EAV Reduction:	0
Less Exemptions	-64,663		Returning Veteran:	0	Overlapping Counties			EZ Tax Reduction:	0.00
Net Taxable Value	2,402,110		Disabled Person:	0	Livingston (Actual)		35,077,543	Industrial Tax Abatement:	0.00
			Disabled Veteran 50%:	0					
			Disabled Veteran 70%:	22,663			37,479,653		
			Leasehold Owner:	0					
			Natural Disaster:	0					
			Disabled Veteran 30%:	0					
				64,663					

Fund	Levy Request	Max Rate	Auto Set To Max	Calculated Rate	Calculated Taxes	PTELL Factor	PTELL Rate	(w/overrides) Final Rate	Final Taxes	% of Total
001 Corporate	90,736	0.40000		0.24210	5,815.51	0.97457	0.23594	0.23594	5,667.50	90.52%
035 Liability Insurance	9,500	0.00000		0.02535	608.93	0.97457	0.02471	0.02471	593.56	9.48%
209 Prior Year Adj (Sb508)	0	0.00000		0.00000	0.00			0.00000	0.00	0.00%
	100,236			0.26745	6,424.44		0.26065	0.26065	6,261.06	100.00%

Jennifer Ebner

Tax Year 2022											
Assessed (BoR Eq.)		State Equalized (1.00000)	Exemptions		Amount	State Category	Net Taxable Value	After EZ & TIF	Other Information	County	District
Land:	2,126,000	2,126,000	Home Improvement:	7,294	Farm:	20,027,854	19,849,534	PTELL:			
Farm Land:	17,297,737	17,297,737	Owner Occupied:	1,524,998	Residential:	8,564,684	8,202,355	New Property EAV:	56,322		56,322
Building:	11,640,568	11,640,568	Senior Citizen:	298,100	Commercial:	1,362,798	1,161,394	Annexations EAV:	0		0
Farm Building:	1,012,844	1,012,844	Veteran:	0	Industrial:	0	0	Disconnection EAV:	0		0
State Assessed:	1,049,222	1,049,222	Senior Assessment Freez	146,495	Mineral:	0	0	Recovered TIF EAV:	0		0
	33,126,371	33,126,371	Abatement:	0	Pollution Control:	805	805	Aggregate Extension:	0		
Less Assessments < 150	-175	-175	Development:	0	State Railroad:	1,048,401	1,048,401	Rate Increase:	0.00000		
	33,126,196	33,126,196	Solar:	0	Local Railroad:	500	500	TIF Loss EAV:	742,053		
Less Exemptions		-2,121,154	Owner Occupied 50%:	0		31,005,042	30,262,989	EZ EAV Reduction:	0		
Net Taxable Value		31,005,042	Returning Veteran:	0	Overlapping Counties			EZ Tax Reduction:	0.00		
			Disabled Person:	8,000	Marshall (Actual)		1,048,260	Industrial Tax Abatement:	0.00		
			Disabled Veteran 50%:	5,000	31,311,249						
			Disabled Veteran 70%:	131,267							
			Leasehold Owner:	0							
			Natural Disaster:	0							
			Disabled Veteran 30%:	0							
			2,121,154								

Fund	Levy Request	Max Rate	Auto Set To Max	Calculated Rate	Calculated Taxes	PTELL Factor	PTELL Rate	(w/overrides) Final Rate	Final Taxes	% of Total
001 Corporate	92,995	0.30000		0.29701	89,884.04			0.29701	89,884.04	50.04%
035 Liability Insurance	19,000	0.00000		0.06069	18,366.59			0.06069	18,366.59	10.23%
064 Ambulance	73,830	0.30000		0.23580	71,360.07			0.23580	71,360.07	39.73%
	185,825			0.59350	179,610.70			0.59350	179,610.70	100.00%

Jennifer Ebner

			Tax Year 2022								
		State	Exemptions	Amount	State	Net	After	Other		County	District
Assessed	Equalized	(1.00000)			Category	Taxable	EZ & TIF	Information			
(BoR Eq.)	(1.00000)					Value					
Land:	79,259	79,259	Home Improvement:	0	Farm:	1,522,836	1,522,836	PTELL:			
Farm Land:	1,334,928	1,334,928	Owner Occupied:	24,000	Residential:	166,748	166,748	New Property EAV:	0	0	
Building:	247,369	247,369	Senior Citizen:	15,000	Commercial:	0	0	Annexations EAV:	0	0	
Farm Building:	67,028	67,028	Veteran:	0	Industrial:	0	0	Disconnection EAV:	0	0	
State Assessed:	52,776	52,776	Senior Assessment Freez	0	Mineral:	0	0	Recovered TIF EAV:	0	0	
	1,781,360	1,781,360	Abatement:	0	Pollution Control:	0	0	Aggregate Extension:	0		
	0	0	Development:	0	State Railroad:	52,776	52,776	Rate Increase:	0.00000		
			Solar:	0	Local Railroad:	0	0	TIF Loss EAV:	0		
			Owner Occupied 50%:	0		1,742,360	1,742,360	EZ EAV Reduction:	0		
Less Exemptions		-39,000	Returning Veteran:	0	Overlapping Counties			EZ Tax Reduction:	0.00		
Net Taxable Value		1,742,360	Disabled Person:	0	Marshall (Actual)		2,601,710	Industrial Tax Abatement:	0.00		
			Disabled Veteran 50%:	0	Putnam (Actual)		13,478,225				
			Disabled Veteran 70%:	0			17,822,295				
			Leasehold Owner:	0							
			Natural Disaster:	0							
			Disabled Veteran 30%:	0							
				39,000							

Fund	Levy Request	Max Rate	Auto Set To Max	Calculated Rate	Calculated Taxes	PTELL Factor	PTELL Rate	(w/overrides) Final Rate	Final Taxes	% of Total
001 Corporate	51,800	0.30000		0.29065	5,064.18			0.29065	5,064.18	54.24%
035 Liability Insurance	7,080	0.00000		0.03973	692.24			0.03973	692.24	7.41%
062 Workman's Comp	1,620	0.00000		0.00909	158.38			0.00909	158.38	1.70%
064 Ambulance	35,000	0.30000		0.19639	3,421.83			0.19639	3,421.83	36.65%
	95,500			0.53586	9,336.63			0.53586	9,336.63	100.00%

Jennifer Ebner

Tax Year 2022											
Assessed (BoR Eq.)		State Equalized (1.00000)	Exemptions		Amount	State Category	Net Taxable Value	After EZ & TIF	Other Information	County	District
Land:	40,230,705	40,230,705	Home Improvement:	347,605	Farm:	16,033,417	16,033,417	PTELL:			
Farm Land:	6,868,645	6,868,645	Owner Occupied:	12,313,929	Residential:	101,795,289	101,713,378	New Property EAV:	571,197		571,197
Building:	394,464,116	394,464,116	Senior Citizen:	3,128,838	Commercial:	17,073,058	15,413,208	Annexations EAV:	0		0
Farm Building:	1,304,705	1,304,705	Veteran:	0	Industrial:	287,762,178	287,674,396	Disconnection EAV:	0		0
State Assessed:	1,173,794	1,173,794	Senior Assessment Freez	2,439,949	Mineral:	0	0	Recovered TIF EAV:	0		0
	444,041,965	444,041,965	Abatement:	0	Pollution Control:	0	0	Aggregate Extension:	0		
Less Assessments < 150	-3,590	-3,590	Development:	0	State Railroad:	1,173,654	1,173,654	Rate Increase:	0.00000		
	444,038,375	444,038,375	Solar:	0	Local Railroad:	0	0	TIF Loss EAV:	1,829,543		
			Owner Occupied 50%:	0		423,837,596	422,008,053	EZ EAV Reduction:	0		
Less Exemptions		-20,200,779	Returning Veteran:	0	Overlapping Counties			EZ Tax Reduction:	0.00		
Net Taxable Value		423,837,596	Disabled Person:	52,268				Industrial Tax Abatement:	0.00		
			Disabled Veteran 50%:	30,879							
			Disabled Veteran 70%:	1,874,811							
			Leasehold Owner:	0							
			Natural Disaster:	0							
			Disabled Veteran 30%:	12,500							
			20,200,779								

Fund	Levy Request	Max Rate	Auto Set To Max	Calculated Rate	Calculated Taxes	PTELL Factor	PTELL Rate	(w/overrides) Final Rate	Final Taxes	% of Total
001 Corporate	818,525	0.30000		0.19396	818,527.79			0.19396	818,527.79	70.05%
064 Ambulance	350,000	0.40000		0.08294	350,013.89			0.08294	350,013.89	29.95%
	1,168,525			0.27690	1,168,541.68			0.27690	1,168,541.68	100.00%

Jennifer Ebner

Tax Year 2022											
Assessed (BoR Eq.)		State Equalized (1.00000)	Exemptions		Amount	State Category	Net Taxable Value	After EZ & TIF	Other Information	County	District
Land:	110,006	110,006	Home Improvement:	13,927	Farm:	2,438,795	2,438,795	PTELL:			
Farm Land:	2,115,038	2,115,038	Owner Occupied:	54,000	Residential:	229,704	229,704	New Property EAV:	0		0
Building:	446,740	446,740	Senior Citizen:	15,000	Commercial:	0	0	Annexations EAV:	0		0
Farm Building:	82,580	82,580	Veteran:	0	Industrial:	0	0	Disconnection EAV:	0		0
State Assessed:	0	0	Senior Assessment Freez	2,828	Mineral:	0	0	Recovered TIF EAV:	0		0
	2,754,364	2,754,364	Abatement:	0	Pollution Control:	0	0	Aggregate Extension:	0		
Less Assessments < 150	-110	-110	Development:	0	State Railroad:	0	0	Rate Increase:	0.00000		
	2,754,254	2,754,254	Solar:	0	Local Railroad:	0	0	TIF Loss EAV:	0		
Less Exemptions		-85,755	Owner Occupied 50%:	0		2,668,499	2,668,499	EZ EAV Reduction:	0		
Net Taxable Value		2,668,499	Returning Veteran:	0	Overlapping Counties			EZ Tax Reduction:	0.00		
			Disabled Person:	0	Putnam (Actual)			Industrial Tax Abatement:	0.00		
			Disabled Veteran 50%:	0							
			Disabled Veteran 70%:	0							
			Leasehold Owner:	0							
			Natural Disaster:	0							
			Disabled Veteran 30%:	0							
				85,755							

Fund	Levy Request	Max Rate	Auto Set To Max	Calculated Rate	Calculated Taxes	PTELL Factor	PTELL Rate	(w/overrides) Final Rate	Final Taxes	% of Total
001 Corporate	81,000	0.30000		0.29168	7,783.48			0.29168	7,783.48	38.21%
035 Liability Insurance	27,000	0.00000		0.09723	2,594.58			0.09723	2,594.58	12.74%
064 Ambulance	81,000	0.30000		0.29168	7,783.48			0.29168	7,783.48	38.21%
047 Social Security	23,000	0.00000		0.08282	2,210.05			0.08282	2,210.05	10.85%
	212,000			0.76341	20,371.59			0.76341	20,371.59	100.00%

Jennifer Ebner

Tax Year 2022										
		State Equalized			State	Net Taxable	After			
		(BoR Eq.)			Category	Value	EZ & TIF			
		(1.00000)	Exemptions	Amount				Other Information	County	District
Land:	11,499,912	11,499,912	Home Improvement:	236,698	Farm:	50,617,700	50,617,700	PTELL:		
Farm Land:	35,911,618	35,911,618	Owner Occupied:	3,608,876	Residential:	25,140,194	25,140,194	New Property EAV:	469,338	469,338
Building:	41,703,114	41,703,114	Senior Citizen:	1,121,836	Commercial:	5,175,290	5,175,290	Annexations EAV:	0	0
Farm Building:	5,061,862	5,061,862	Veteran:	0	Industrial:	6,855,292	6,855,292	Disconnection EAV:	0	0
State Assessed:	6,287,415	6,287,415	Senior Assessment Freez	706,596	Mineral:	300	300	Recovered TIF EAV:	0	0
	100,463,921	100,463,921	Abatement:	0	Pollution Control:	0	0	Aggregate Extension:	0	
Less Assessments < 150	-1,228	-1,228	Development:	0	State Railroad:	6,287,351	6,287,351	Rate Increase:	0.00000	
	100,462,693	100,462,693	Solar:	0	Local Railroad:	0	0	TIF Loss EAV:	0	
Less Exemptions		-6,386,566	Owner Occupied 50%:	0		94,076,127	94,076,127	EZ EAV Reduction:	0	
Net Taxable Value		94,076,127	Returning Veteran:	0	Overlapping Counties			EZ Tax Reduction:	0.00	
			Disabled Person:	8,000	Bureau (Actual)		7,731,068	Industrial Tax Abatement:	0.00	
			Disabled Veteran 50%:	10,000			101,807,195			
			Disabled Veteran 70%:	689,560						
			Leasehold Owner:	0						
			Natural Disaster:	0						
			Disabled Veteran 30%:	5,000						
				6,386,566						

Fund		Levy Request	Max Rate	Auto Set To Max	Calculated Rate	Calculated Taxes	PTELL Factor	PTELL Rate	(w/overrides) Final Rate	Final Taxes	% of Total
001	Corporate	187,000	0.30000		0.18369	172,808.19			0.18369	172,808.19	100.00%
		187,000			0.18369	172,808.19			0.18369	172,808.19	100.00%

Jennifer Ebner

Tax Year 2022											
Assessed (BoR Eq.)		State Equalized (1.00000)	Exemptions		Amount	State Category	Net Taxable Value	After EZ & TIF	Other Information	County	District
Land:	4,159,784	4,159,784	Home Improvement:	35,878	Farm:	11,575,216	11,575,216	PTELL:			
Farm Land:	5,244,322	5,244,322	Owner Occupied:	1,347,000	Residential:	14,025,008	14,025,008	New Property EAV:	23,989		517,530
Building:	17,456,471	17,456,471	Senior Citizen:	260,000	Commercial:	743,756	743,756	Annexations EAV:	0		0
Farm Building:	1,443,124	1,443,124	Veteran:	0	Industrial:	0	0	Disconnection EAV:	0		0
State Assessed:	316,955	316,955	Senior Assessment Freez	206,924	Mineral:	21,590	21,590	Recovered TIF EAV:	0		0
	28,620,656	28,620,656	Abatement:	0	Pollution Control:	0	0	Aggregate Extension:	301,412		
Less Assessments < 150	-549	-549	Development:	0	State Railroad:	316,955	316,955	Rate Increase:	0.00000		
	28,620,107	28,620,107	Solar:	0	Local Railroad:	0	0	TIF Loss EAV:	0		
Less Exemptions		-1,937,582	Owner Occupied 50%:	0		26,682,525	26,682,525	EZ EAV Reduction:	0		
Net Taxable Value		26,682,525	Returning Veteran:	0	Overlapping Counties			EZ Tax Reduction:	0.00		
			Disabled Person:	2,000	Kendall (Actual)			Industrial Tax Abatement:	0.00		
			Disabled Veteran 50%:	0	100,848,321						
			Disabled Veteran 70%:	79,023							
			Leasehold Owner:	0							
			Natural Disaster:	0							
			Disabled Veteran 30%:	6,757							
			1,937,582								

Fund	Levy Request	Max Rate	Auto Set To Max	Calculated Rate	Calculated Taxes	PTELL Factor	PTELL Rate	(w/overrides) Final Rate	Final Taxes	% of Total
001 Corporate	200,000	0.40000		0.19832	52,916.78	0.52721	0.10456	0.10456	27,899.22	33.13%
064 Ambulance	450,570	0.40000		0.40000	106,730.10	0.52721	0.21088	0.21088	56,268.06	66.81%
209 Prior Year Adj (Sb508)	178	0.00000		0.00018	48.03			0.00018	48.03	0.06%
	650,748			0.59850	159,694.91		0.31544	0.31562	84,215.31	100.00%

Jennifer Ebner

Tax Year 2022											
Assessed (BoR Eq.)		State Equalized (1.00000)	Exemptions		Amount	State Category	Net Taxable Value	After EZ & TIF	Other Information	County	District
Land:	3,391,313	3,391,313	Home Improvement:	78,774	Farm:	3,657,544	3,657,544	PTELL:			
Farm Land:	1,680,895	1,680,895	Owner Occupied:	1,419,102	Residential:	11,843,018	11,843,018	New Property EAV:	132,343		132,343
Building:	16,821,531	16,821,531	Senior Citizen:	500,000	Commercial:	3,858,730	3,858,730	Annexations EAV:	0		0
Farm Building:	236,295	236,295	Veteran:	0	Industrial:	43,185	43,185	Disconnection EAV:	0		0
State Assessed:	0	0	Senior Assessment Freez	354,150	Mineral:	2,211	2,211	Recovered TIF EAV:	0		0
	22,130,034	22,130,034	Abatement:	0	Pollution Control:	0	0	Aggregate Extension:	0		
Less Assessments < 150	-361	-361	Development:	0	State Railroad:	0	0	Rate Increase:	0.00000		
	22,129,673	22,129,673	Solar:	0	Local Railroad:	0	0	TIF Loss EAV:	0		
Less Exemptions		-2,724,985	Owner Occupied 50%:	0		19,404,688	19,404,688	EZ EAV Reduction:	0		
Net Taxable Value		19,404,688	Returning Veteran:	0	Overlapping Counties			EZ Tax Reduction:	0.00		
			Disabled Person:	8,000				Industrial Tax Abatement:	0.00		
			Disabled Veteran 50%:	10,000							
			Disabled Veteran 70%:	354,959							
			Leasehold Owner:	0							
			Natural Disaster:	0							
			Disabled Veteran 30%:	0							
			2,724,985								
Fund		Levy Request	Max Rate	Auto Set To Max	Calculated Rate	Calculated Taxes	PTELL Factor	PTELL Rate	(w/overrides) Final Rate	Final Taxes	% of Total
001	Corporate	22,551	0.30000		0.11622	22,552.08			0.11622	22,552.08	100.00%
		22,551			0.11622	22,552.08			0.11622	22,552.08	100.00%

Jennifer Ebner

Tax Year 2022										
	Assessed (BoR Eq.)	State Equalized (1.00000)	Exemptions	Amount	State Category	Net Taxable Value	After EZ & TIF	Other Information	County	District
Land:	588,461	588,461	Home Improvement:	9,423	Farm:	2,708,351	2,708,351	PTELL:		
Farm Land:	2,259,044	2,259,044	Owner Occupied:	622,531	Residential:	2,330,774	2,330,774	New Property EAV:	0	0
Building:	3,357,618	3,357,618	Senior Citizen:	134,594	Commercial:	412,715	412,715	Annexations EAV:	0	0
Farm Building:	110,207	110,207	Veteran:	0	Industrial:	520	520	Disconnection EAV:	0	0
State Assessed:	190,983	190,983	Senior Assessment Freez	77,977	Mineral:	170	170	Recovered TIF EAV:	0	0
	6,506,313	6,506,313	Abatement:	0	Pollution Control:	0	0	Aggregate Extension:	0	
Less Assessments < 150	-84	-84	Development:	0	State Railroad:	190,983	190,983	Rate Increase:	0.00000	
	6,506,229	6,506,229	Solar:	0	Local Railroad:	0	0	TIF Loss EAV:	0	
			Owner Occupied 50%:	0		5,643,513	5,643,513	EZ EAV Reduction:	0	
Less Exemptions		-862,716	Returning Veteran:	0	Overlapping Counties			EZ Tax Reduction:	0.00	
Net Taxable Value		5,643,513	Disabled Person:	4,000	Marshall (Actual)		50,585,113	Industrial Tax Abatement:	0.00	
			Disabled Veteran 50%:	0			56,228,626			
			Disabled Veteran 70%:	11,691						
			Leasehold Owner:	0						
			Natural Disaster:	0						
			Disabled Veteran 30%:	2,500						
				862,716						

Fund	Levy Request	Max Rate	Auto Set To Max	Calculated Rate	Calculated Taxes	PTELL Factor	PTELL Rate	(w/overrides) Final Rate	Final Taxes	% of Total
001 Corporate	223,200	0.40000		0.39696	22,402.39			0.39696	22,402.39	44.95%
035 Liability Insurance	20,000	0.00000		0.03557	2,007.39			0.03557	2,007.39	4.03%
064 Ambulance	223,200	0.40000		0.39696	22,402.40			0.39696	22,402.40	44.95%
049 Emergency Rescue Crews Equip	29,000	0.05000		0.05000	2,821.75			0.05000	2,821.75	5.66%
027 Audit	2,000	0.00500		0.00356	200.91			0.00356	200.91	0.40%
	497,400			0.88305	49,834.84			0.88305	49,834.84	100.00%

Jennifer Ebner

Tax Year 2022											
Assessed (BoR Eq.)		State Equalized (1.00000)	Exemptions		Amount	State Category	Net Taxable Value	After EZ & TIF	Other Information	County	District
Land:	19,159,887	19,159,887	Home Improvement:	73,615	Farm:	11,425,623	11,425,623	PTELL:			
Farm Land:	5,011,923	5,011,923	Owner Occupied:	3,774,000	Residential:	51,958,666	51,958,666	New Property EAV:	873,636		1,744,450
Building:	49,113,427	49,113,427	Senior Citizen:	765,000	Commercial:	4,594,915	4,594,915	Annexations EAV:	0		0
Farm Building:	1,178,740	1,178,740	Veteran:	0	Industrial:	61,391	61,391	Disconnection EAV:	0		0
State Assessed:	0	0	Senior Assessment Freez	831,092	Mineral:	0	0	Recovered TIF EAV:	0		0
	74,463,977	74,463,977	Abatement:	0	Pollution Control:	0	0	Aggregate Extension:	966,093		
Less Assessments < 150	-243	-243	Development:	0	State Railroad:	0	0	Rate Increase:	0.00000		
	74,463,734	74,463,734	Solar:	0	Local Railroad:	0	0	TIF Loss EAV:	0		
Less Exemptions		-6,423,139	Owner Occupied 50%:	0		68,040,595	68,040,595	EZ EAV Reduction:	0		
Net Taxable Value		68,040,595	Returning Veteran:	0	Overlapping Counties			EZ Tax Reduction:	0.00		
			Disabled Person:	10,000	Dekalb (Actual)		191,058,304	Industrial Tax Abatement:	0.00		
			Disabled Veteran 50%:	5,000	Kendall (Actual)		31,677,957				
			Disabled Veteran 70%:	961,932							
			Leasehold Owner:	0			290,776,856				
			Natural Disaster:	0							
			Disabled Veteran 30%:	2,500							
				6,423,139							

Fund	Levy Request	Max Rate	Auto Set To Max	Calculated Rate	Calculated Taxes	PTELL Factor	PTELL Rate	(w/overrides) Final Rate	Final Taxes	% of Total
001 Corporate	967,115	0.40000		0.33260	226,302.85			0.33260	226,302.85	94.98%
027 Audit	8,500	0.00500		0.00293	1,993.59			0.00293	1,993.59	0.84%
035 Liability Insurance	42,000	0.00000		0.01445	9,831.86			0.01445	9,831.86	4.13%
209 Prior Year Adj (Sb508)	607	0.00000		0.00021	142.89			0.00021	142.89	0.06%
	1,018,222			0.35019	238,271.19			0.35019	238,271.19	100.00%

Jennifer Ebner

District Extension Summary

FDP1 - SERENA FIRE

Tax Year 2022

	Assessed (BoR Eq.)	State Equalized (1.00000)	Exemptions	Amount	State Category	Net Taxable Value	After EZ & TIF	Other Information	County	District
Land:	28,084,320	28,084,320	Home Improvement:	260,121	Farm:	55,095,052	55,095,052	PTELL:		
Farm Land:	31,669,465	31,669,465	Owner Occupied:	6,638,146	Residential:	68,607,911	68,607,911	New Property EAV:	740,071	740,071
Building:	115,157,968	115,157,968	Senior Citizen:	1,765,000	Commercial:	19,821,433	19,821,433	Annexations EAV:	0	0
Farm Building:	3,970,364	3,970,364	Veteran:	50,371	Industrial:	23,191,282	23,191,282	Disconnection EAV:	0	0
State Assessed:	676,514	676,514	Senior Assessment Freez	1,796,031	Mineral:	0	0	Recovered TIF EAV:	0	0
	179,558,631	179,558,631	Abatement:	0	Pollution Control:	667	667	Aggregate Extension:	0	
Less Assessments < 150	-3,031	-3,031	Development:	0	State Railroad:	675,847	675,847	Rate Increase:	0.00000	
	179,555,600	179,555,600	Solar:	0	Local Railroad:	0	0	TIF Loss EAV:	0	
Less Exemptions		-12,163,408	Owner Occupied 50%:	0		167,392,192	167,392,192	EZ EAV Reduction:	0	
Net Taxable Value		167,392,192	Returning Veteran:	0	Overlapping Counties			EZ Tax Reduction:	0.00	
			Disabled Person:	52,000				Industrial Tax Abatement:	0.00	
			Disabled Veteran 50%:	10,000						
			Disabled Veteran 70%:	1,579,239						
			Leasehold Owner:	0						
			Natural Disaster:	0						
			Disabled Veteran 30%:	12,500						
				12,163,408						

Fund	Levy Request	Max Rate	Auto Set To Max	Calculated Rate	Calculated Taxes	PTELL Factor	PTELL Rate	(w/overrides) Final Rate	Final Taxes	% of Total
001 Corporate	354,678	0.30000		0.21189	354,687.56			0.21189	354,687.56	100.00%
	354,678			0.21189	354,687.56			0.21189	354,687.56	100.00%

Jennifer Ebner

I, JENNIFER EBNER, County Clerk for LASALLE County Illinois, do hereby certify this report to be a true and complete copy of the 2022 extension information.

Tax Year 2022											
Assessed (BoR Eq.)		State Equalized (1.00000)	Exemptions		Amount	State Category	Net Taxable Value	After EZ & TIF	Other Information	County	District
Land:	6,551,549	6,551,549	Home Improvement:	45,550	Farm:	4,533,768	4,533,768	PTELL:			
Farm Land:	1,240,194	1,240,194	Owner Occupied:	2,316,000	Residential:	24,592,650	24,592,650	New Property EAV:	202,494		202,494
Building:	27,364,051	27,364,051	Senior Citizen:	445,000	Commercial:	2,821,627	2,821,627	Annexations EAV:	0		0
Farm Building:	773,183	773,183	Veteran:	0	Industrial:	372,341	372,341	Disconnection EAV:	0		0
State Assessed:	200,818	200,818	Senior Assessment Freez	462,904	Mineral:	0	0	Recovered TIF EAV:	0		0
	36,129,795	36,129,795	Abatement:	0	Pollution Control:	0	0	Aggregate Extension:	0		
Less Assessments < 150	-604	-604	Development:	0	State Railroad:	200,818	200,818	Rate Increase:	0.00000		
	36,129,191	36,129,191	Solar:	0	Local Railroad:	0	0	TIF Loss EAV:	0		
			Owner Occupied 50%:	0		32,521,204	32,521,204	EZ EAV Reduction:	0		
Less Exemptions		-3,607,987	Returning Veteran:	0	Overlapping Counties			EZ Tax Reduction:	0.00		
Net Taxable Value		32,521,204	Disabled Person:	8,000				Industrial Tax Abatement:	0.00		
			Disabled Veteran 50%:	10,000							
			Disabled Veteran 70%:	318,033							
			Leasehold Owner:	0							
			Natural Disaster:	0							
			Disabled Veteran 30%:	2,500							
			3,607,987								

Fund	Levy Request	Max Rate	Auto Set To Max	Calculated Rate	Calculated Taxes	PTELL Factor	PTELL Rate	(w/overrides) Final Rate	Final Taxes	% of Total
001 Corporate	96,000	0.30000		0.29520	96,002.54			0.29520	96,002.54	36.75%
027 Audit	1,200	0.00500		0.00369	1,200.03			0.00369	1,200.03	0.46%
035 Liability Insurance	51,000	0.00000		0.15683	51,002.97			0.15683	51,002.97	19.53%
064 Ambulance	96,000	0.30000		0.29520	96,002.53			0.29520	96,002.53	36.75%
047 Social Security	17,000	0.00000		0.05228	17,002.07			0.05228	17,002.07	6.51%
	261,200			0.80320	261,210.14			0.80320	261,210.14	100.00%

Jennifer Ebner

Tax Year 2022											
Assessed (BoR Eq.)		State Equalized (1.00000)	Exemptions		Amount	State Category	Net Taxable Value	After EZ & TIF	Other Information	County	District
Land:	47,586,923	47,586,923	Home Improvement:	171,663	Farm:	12,883,512	12,883,512	PTELL:			
Farm Land:	6,249,030	6,249,030	Owner Occupied:	7,968,000	Residential:	129,998,499	129,998,499	New Property EAV:	499,251		499,251
Building:	103,201,046	103,201,046	Senior Citizen:	1,435,000	Commercial:	1,397,764	1,397,764	Annexations EAV:	0		0
Farm Building:	733,945	733,945	Veteran:	66,828	Industrial:	512,213	512,213	Disconnection EAV:	0		0
State Assessed:	1,285,263	1,285,263	Senior Assessment Freez	1,579,165	Mineral:	0	0	Recovered TIF EAV:	0		0
	159,056,207	159,056,207	Abatement:	0	Pollution Control:	0	0	Aggregate Extension:	0		
Less Assessments < 150	-703	-703	Development:	0	State Railroad:	1,285,263	1,285,263	Rate Increase:	0.00000		
	159,055,504	159,055,504	Solar:	0	Local Railroad:	0	0	TIF Loss EAV:	0		
Less Exemptions		-12,978,253	Owner Occupied 50%:	0		146,077,251	146,077,251	EZ EAV Reduction:	0		
Net Taxable Value		146,077,251	Returning Veteran:	0	Overlapping Counties			EZ Tax Reduction:	0.00		
			Disabled Person:	28,000	Dekalb (Actual)		70,877,993	Industrial Tax Abatement:	0.00		
			Disabled Veteran 50%:	25,000	216,955,244						
			Disabled Veteran 70%:	1,699,597							
			Leasehold Owner:	0							
			Natural Disaster:	0							
			Disabled Veteran 30%:	5,000							
			12,978,253								

Fund	Levy Request	Max Rate	Auto Set To Max	Calculated Rate	Calculated Taxes	PTELL Factor	PTELL Rate	(w/overrides) Final Rate	Final Taxes	% of Total
001 Corporate	503,705	0.30000		0.23218	339,162.60			0.23218	339,162.60	54.55%
064 Ambulance	419,760	0.25000		0.19348	282,630.63			0.19348	282,630.63	45.45%
	923,465			0.42566	621,793.23			0.42566	621,793.23	100.00%

Jennifer Ebner

Tax Year 2022											
Assessed (BoR Eq.)		State Equalized (1.00000)	Exemptions		Amount	State Category	Net Taxable Value	After EZ & TIF	Other Information	County	District
Land:	604,250	604,250	Home Improvement:	0	Farm:	6,341,196	6,341,196	PTELL:			
Farm Land:	4,557,058	4,557,058	Owner Occupied:	210,000	Residential:	1,304,122	1,304,122	New Property EAV:	31,007		31,007
Building:	2,534,666	2,534,666	Senior Citizen:	100,000	Commercial:	159,964	159,964	Annexations EAV:	0		0
Farm Building:	547,049	547,049	Veteran:	0	Industrial:	58,950	58,950	Disconnection EAV:	0		0
State Assessed:	0	0	Senior Assessment Freez	66,483	Mineral:	1,616	1,616	Recovered TIF EAV:	0		0
	8,243,023	8,243,023	Abatement:	0	Pollution Control:	0	0	Aggregate Extension:	0		
Less Assessments < 150	-692	-692	Development:	0	State Railroad:	0	0	Rate Increase:	0.00000		
	8,242,331	8,242,331	Solar:	0	Local Railroad:	0	0	TIF Loss EAV:	0		
Less Exemptions		-376,483	Owner Occupied 50%:	0		7,865,848	7,865,848	EZ EAV Reduction:	0		
Net Taxable Value		7,865,848	Returning Veteran:	0	Overlapping Counties			EZ Tax Reduction:	0.00		
			Disabled Person:	0	Putnam (Actual)		20,329,919	Industrial Tax Abatement:	0.00		
			Disabled Veteran 50%:	0			28,195,767				
			Disabled Veteran 70%:	0							
			Leasehold Owner:	0							
			Natural Disaster:	0							
			Disabled Veteran 30%:	0							
				376,483							

Fund	Levy Request	Max Rate	Auto Set To Max	Calculated Rate	Calculated Taxes	PTELL Factor	PTELL Rate	(w/overrides) Final Rate	Final Taxes	% of Total
001 Corporate	81,500	0.30000		0.28906	22,736.96			0.28906	22,736.96	92.61%
035 Liability Insurance	6,500	0.00000		0.02306	1,813.86			0.02306	1,813.86	7.39%
	88,000			0.31212	24,550.82			0.31212	24,550.82	100.00%

Jennifer Ebner

			Tax Year 2022							
	Assessed (BoR Eq.)	State Equalized (1.00000)	Exemptions	Amount	State Category	Net Taxable Value	After EZ & TIF	Other Information	County	District
Land:	22,324,122	22,324,122	Home Improvement:	351,131	Farm:	31,749,605	31,313,728	PTELL:		
Farm Land:	21,318,474	21,318,474	Owner Occupied:	4,749,463	Residential:	42,513,810	25,984,662	New Property EAV:	224,688	224,688
Building:	74,351,599	74,351,599	Senior Citizen:	1,120,412	Commercial:	12,593,491	8,167,136	Annexations EAV:	0	0
Farm Building:	2,371,876	2,371,876	Veteran:	0	Industrial:	25,495,629	24,180,527	Disconnection EAV:	0	0
State Assessed:	1,059,737	1,059,737	Senior Assessment Freez	940,138	Mineral:	0	0	Recovered TIF EAV:	0	0
	121,425,808	121,425,808	Abatement:	0	Pollution Control:	2,030	2,030	Aggregate Extension:	0	
Less Assessments < 150	-520	-520	Development:	0	State Railroad:	1,057,707	1,057,707	Rate Increase:	0.00000	
	121,425,288	121,425,288	Solar:	0	Local Railroad:	0	0	TIF Loss EAV:	22,706,482	
			Owner Occupied 50%:	0		113,412,272	90,705,790	EZ EAV Reduction:	0	
Less Exemptions		-8,013,016	Returning Veteran:	0	Overlapping Counties			EZ Tax Reduction:	0.00	
Net Taxable Value		113,412,272	Disabled Person:	16,000				Industrial Tax Abatement:	0.00	
			Disabled Veteran 50%:	15,000						
			Disabled Veteran 70%:	815,872						
			Leasehold Owner:	0						
			Natural Disaster:	0						
			Disabled Veteran 30%:	5,000						
				8,013,016						

Fund	Levy Request	Max Rate	Auto Set To Max	Calculated Rate	Calculated Taxes	PTELL Factor	PTELL Rate	(w/overrides) Final Rate	Final Taxes	% of Total
001 Corporate	301,250	0.30000		0.30000	272,117.23			0.30000	272,117.23	44.66%
035 Liability Insurance	50,000	0.00000		0.05513	50,006.08			0.05513	50,006.08	8.21%
047 Social Security	15,000	0.00000		0.01654	15,002.73			0.01654	15,002.73	2.46%
064 Ambulance	301,250	0.30000		0.30000	272,117.23			0.30000	272,117.23	44.66%
060 Unemployment Ins	0	0.00000		0.00000	0.00			0.00000	0.00	0.00%
	667,500			0.67167	609,243.27			0.67167	609,243.27	100.00%

Jennifer Ebner

Tax Year 2022													
Assessed (BoR Eq.)		State Equalized (1.00000)	Exemptions		Amount		State Category	Net Taxable Value	After EZ & TIF	Other Information		County	District
Land:	797,411	797,411	Home Improvement:	7,422	Farm:	15,074,582	15,074,582	PTELL:					
Farm Land:	13,233,021	13,233,021	Owner Occupied:	388,135	Residential:	1,944,401	1,944,401	New Property EAV:	12,011			12,011	
Building:	3,571,963	3,571,963	Senior Citizen:	90,000	Commercial:	723,975	723,975	Annexations EAV:	0			0	
Farm Building:	673,807	673,807	Veteran:	0	Industrial:	0	0	Disconnection EAV:	0			0	
State Assessed:	2,524,072	2,524,072	Senior Assessment Freez	37,021	Mineral:	340	340	Recovered TIF EAV:	0			0	
	20,800,274	20,800,274	Abatement:	0	Pollution Control:	0	0	Aggregate Extension:	0				
Less Assessments < 150	-76	-76	Development:	0	State Railroad:	2,524,072	2,524,072	Rate Increase:	0.00000				
	20,800,198	20,800,198	Solar:	0	Local Railroad:	10,250	10,250	TIF Loss EAV:	0				
			Owner Occupied 50%:	0		20,277,620	20,277,620	EZ EAV Reduction:	0				
Less Exemptions		-522,578	Returning Veteran:	0	Overlapping Counties			EZ Tax Reduction:	0.00				
Net Taxable Value		20,277,620	Disabled Person:	0	Marshall (Actual)		27,744,991	Industrial Tax Abatement:	0.00				
			Disabled Veteran 50%:	0			48,022,611						
			Disabled Veteran 70%:	0									
			Leasehold Owner:	0									
			Natural Disaster:	0									
			Disabled Veteran 30%:	0									
				522,578									

Fund	Levy Request	Max Rate	Auto Set To Max	Calculated Rate	Calculated Taxes	PTELL Factor	PTELL Rate	(w/overrides) Final Rate	Final Taxes	% of Total
001 Corporate	154,750	0.30000		0.30000	60,832.86			0.30000	60,832.86	47.69%
035 Liability Insurance	10,000	0.00000		0.02083	4,223.83			0.02083	4,223.83	3.31%
064 Ambulance	148,000	0.40000		0.30819	62,493.60			0.30819	62,493.60	49.00%
	312,750			0.62902	127,550.29			0.62902	127,550.29	100.00%

Jennifer Ebner

Tax Year 2022											
			State		Net		After		Other		
			Exemptions	Amount	State Category	Taxable Value	EZ & TIF		Information	County	District
			Assessed (BoR Eq.)	State Equalized (1.00000)							
Land:	29,559,575	29,559,575	Home Improvement:	215,588	Farm:	21,629,140	21,629,140	PTELL:			
Farm Land:	11,833,332	11,833,332	Owner Occupied:	5,208,000	Residential:	51,892,788	51,892,788	New Property EAV:	583,981	583,981	
Building:	331,286,616	331,286,616	Senior Citizen:	1,080,000	Commercial:	16,127,083	16,089,240	Annexations EAV:	0	0	
Farm Building:	2,029,691	2,029,691	Veteran:	0	Industrial:	277,633,102	271,352,350	Disconnection EAV:	0	0	
State Assessed:	628,590	628,590	Senior Assessment Freez	473,070	Mineral:	0	0	Recovered TIF EAV:	0	0	
	375,337,804	375,337,804	Abatement:	0	Pollution Control:	100,677	100,677	Aggregate Extension:	0		
Less Assessments < 150	-1,220	-1,220	Development:	0	State Railroad:	527,913	527,913	Rate Increase:	0.00000		
	375,336,584	375,336,584	Solar:	0	Local Railroad:	0	0	TIF Loss EAV:	6,318,595		
Less Exemptions		-7,425,881	Owner Occupied 50%:	0		367,910,703	361,592,108	EZ EAV Reduction:	0		
Net Taxable Value		367,910,703	Returning Veteran:	0	Overlapping Counties			EZ Tax Reduction:	0.00		
			Disabled Person:	14,000	Grundy (Actual)		27,197,957	Industrial Tax Abatement:	0.00		
			Disabled Veteran 50%:	15,000							
			Disabled Veteran 70%:	417,723			388,790,065				
			Leasehold Owner:	0							
			Natural Disaster:	0							
			Disabled Veteran 30%:	2,500							
				7,425,881							

Fund		Levy Request	Max Rate	Auto Set To Max	Calculated Rate	Calculated Taxes	PTELL Factor	PTELL Rate	(w/overrides) Final Rate	Final Taxes	% of Total
001	Corporate	484,440	0.12500		0.12475	451,087.31			0.12475	451,087.31	47.45%
064	Ambulance	446,500	0.30000		0.11498	415,759.67			0.11498	415,759.67	43.73%
035	Liability Insurance	90,000	0.00000		0.02318	83,817.26			0.02318	83,817.26	8.82%
		1,020,940			0.26291	950,664.24			0.26291	950,664.24	100.00%

Jennifer Ebner

Tax Year 2022											
Assessed (BoR Eq.)		State Equalized (1.00000)	Exemptions		Amount	State Category	Net Taxable Value	After EZ & TIF	Other Information	County	District
Land:	48,592	48,592	Home Improvement:	0	Farm:	884,549	884,549	PTELL:			
Farm Land:	822,826	822,826	Owner Occupied:	18,000	Residential:	253,188	253,188	New Property EAV:	0		0
Building:	307,256	307,256	Senior Citizen:	0	Commercial:	0	0	Annexations EAV:	0		0
Farm Building:	13,628	13,628	Veteran:	0	Industrial:	0	0	Disconnection EAV:	0		0
State Assessed:	0	0	Senior Assessment Freez	0	Mineral:	0	0	Recovered TIF EAV:	0		0
	1,192,302	1,192,302	Abatement:	0	Pollution Control:	0	0	Aggregate Extension:	0		
	0	0	Development:	0	State Railroad:	0	0	Rate Increase:	0.00000		
			Solar:	0	Local Railroad:	0	0	TIF Loss EAV:	0		
			Owner Occupied 50%:	0		1,137,737	1,137,737	EZ EAV Reduction:	0		
Less Exemptions		-54,565	Returning Veteran:	0	Overlapping Counties			EZ Tax Reduction:	0.00		
Net Taxable Value		1,137,737	Disabled Person:	0	Marshall (Actual)		6,575,622	Industrial Tax Abatement:	0.00		
			Disabled Veteran 50%:	0	Woodford (Actual)		71,108,731				
			Disabled Veteran 70%:	0							
			Leasehold Owner:	0			78,822,090				
			Natural Disaster:	36,565							
			Disabled Veteran 30%:	0							
				54,565							

Fund	Levy Request	Max Rate	Auto Set To Max	Calculated Rate	Calculated Taxes	PTELL Factor	PTELL Rate	(w/overrides) Final Rate	Final Taxes	% of Total
001 Corporate	170,000	0.30000		0.21568	2,453.88			0.21568	2,453.88	37.18%
064 Ambulance	270,000	0.40000		0.34255	3,897.33			0.34255	3,897.33	59.05%
027 Audit	1,300	0.05000		0.00165	18.77			0.00165	18.77	0.28%
035 Liability Insurance	6,400	0.00000		0.00812	92.38			0.00812	92.38	1.40%
047 Social Security	9,500	0.00000		0.01206	137.21			0.01206	137.21	2.08%
	457,200			0.58006	6,599.57			0.58006	6,599.57	100.00%

Jennifer Ebner

Tax Year 2022											
Assessed (BoR Eq.)		State Equalized (1.00000)	Exemptions		Amount	State Category	Net Taxable Value	After EZ & TIF	Other Information	County	District
Land:	4,351,928	4,351,928	Home Improvement:	102,852	Farm:	7,750,738	7,750,738	PTELL:			
Farm Land:	5,931,433	5,931,433	Owner Occupied:	3,999,846	Residential:	24,733,657	24,733,657	New Property EAV:	210,684		489,304
Building:	34,551,429	34,551,429	Senior Citizen:	1,090,000	Commercial:	2,167,857	2,167,857	Annexations EAV:	0		0
Farm Building:	373,873	373,873	Veteran:	0	Industrial:	4,017,438	4,017,438	Disconnection EAV:	0		0
State Assessed:	1,032,342	1,032,342	Senior Assessment Freez	743,327	Mineral:	0	0	Recovered TIF EAV:	0		0
	46,241,005	46,241,005	Abatement:	0	Pollution Control:	0	0	Aggregate Extension:	75,802		
Less Assessments < 150	-85	-85	Development:	0	State Railroad:	1,032,342	1,032,342	Rate Increase:	0.00000		
	46,240,920	46,240,920	Solar:	0	Local Railroad:	0	0	TIF Loss EAV:	0		
Less Exemptions		-6,538,888	Owner Occupied 50%:	0		39,702,032	39,702,032	EZ EAV Reduction:	0		
Net Taxable Value		39,702,032	Returning Veteran:	0	Overlapping Counties			EZ Tax Reduction:	0.00		
			Disabled Person:	16,000	Livingston (Actual)			Industrial Tax Abatement:	0.00		
			Disabled Veteran 50%:	15,000							
			Disabled Veteran 70%:	569,363							
			Leasehold Owner:	0							
			Natural Disaster:	0							
			Disabled Veteran 30%:	2,500							
			6,538,888								

Fund	Levy Request	Max Rate	Auto Set To Max	Calculated Rate	Calculated Taxes	PTELL Factor	PTELL Rate	(w/overrides) Final Rate	Final Taxes	% of Total
001 Corporate	66,360	0.40000		0.08778	34,850.49			0.08778	34,850.49	83.26%
035 Liability Insurance	13,230	0.00000		0.01751	6,951.83			0.01751	6,951.83	16.61%
209 Prior Year Adj (Sb508)	105	0.00000		0.00014	55.58			0.00014	55.58	0.13%
	79,695			0.10543	41,857.90			0.10543	41,857.90	100.00%

Jennifer Ebner

Tax Year 2022										
	Assessed (BoR Eq.)	State Equalized (1.00000)	Exemptions	Amount	State Category	Net Taxable Value	After EZ & TIF	Other Information	County	District
Land:	11,770,306	11,770,306	Home Improvement:	172,335	Farm:	18,369,684	18,369,684	PTELL:		
Farm Land:	14,214,918	14,214,918	Owner Occupied:	3,922,856	Residential:	47,662,586	47,662,586	New Property EAV:	512,458	512,458
Building:	51,786,470	51,786,470	Senior Citizen:	1,104,973	Commercial:	3,259,929	3,259,929	Annexations EAV:	0	0
Farm Building:	930,298	930,298	Veteran:	90,835	Industrial:	2,489,358	2,489,358	Disconnection EAV:	0	0
State Assessed:	3,097,924	3,097,924	Senior Assessment Freez	974,796	Mineral:	0	0	Recovered TIF EAV:	0	0
	81,799,916	81,799,916	Abatement:	0	Pollution Control:	0	0	Aggregate Extension:	0	
Less Assessments < 150	-458	-458	Development:	0	State Railroad:	3,097,901	3,097,901	Rate Increase:	0.00000	
	81,799,458	81,799,458	Solar:	0	Local Railroad:	0	0	TIF Loss EAV:	0	
			Owner Occupied 50%:	0		74,879,458	74,879,458	EZ EAV Reduction:	0	
Less Exemptions		-6,920,000	Returning Veteran:	0	Overlapping Counties			EZ Tax Reduction:	0.00	
Net Taxable Value		74,879,458	Disabled Person:	30,000				Industrial Tax Abatement:	0.00	
			Disabled Veteran 50%:	20,000						
			Disabled Veteran 70%:	601,705						
			Leasehold Owner:	0						
			Natural Disaster:	0						
			Disabled Veteran 30%:	2,500						
				6,920,000						

Fund	Levy Request	Max Rate	Auto Set To Max	Calculated Rate	Calculated Taxes	PTELL Factor	PTELL Rate	(w/overrides) Final Rate	Final Taxes	% of Total
001 Corporate	220,000	0.30000		0.29381	220,003.36			0.29381	220,003.36	56.27%
064 Ambulance	171,000	0.40000		0.22837	171,002.24			0.22837	171,002.24	43.73%
	391,000			0.52218	391,005.60			0.52218	391,005.60	100.00%


Jennifer Ebner

5/22/2023 9:03 am

G044 - STREATOR G#44

Tax Year 2022											
Assessed (BoR Eq.)		State Equalized (1.00000)	Exemptions		Amount	State Category	Net Taxable Value	After EZ & TIF	Other Information	County	District
Land:	29,675,042	29,675,042	Home Improvement:	429,483	Farm:	13,961,952	13,938,828	PTELL:			
Farm Land:	10,546,011	10,546,011	Owner Occupied:	26,947,321	Residential:	113,243,284	112,285,850	New Property EAV:	536,371		536,371
Building:	168,816,677	168,816,677	Senior Citizen:	7,651,045	Commercial:	35,768,588	30,645,463	Annexations EAV:	0		0
Farm Building:	600,553	600,553	Veteran:	0	Industrial:	5,212,657	4,396,485	Disconnection EAV:	0		0
State Assessed:	5,871,429	5,871,429	Senior Assessment Freez	4,333,362	Mineral:	21,290	21,290	Recovered TIF EAV:	0		0
	215,509,712	215,509,712	Abatement:	0	Pollution Control:	0	0	Aggregate Extension:	0		
Less Assessments < 150	-1,957	-1,957	Development:	0	State Railroad:	5,871,405	5,871,405	Rate Increase:	0.00000		
	215,507,755	215,507,755	Solar:	0	Local Railroad:	610	610	TIF Loss EAV:	6,919,855		
			Owner Occupied 50%:	0		174,079,786	167,159,931	EZ EAV Reduction:	0		
Less Exemptions		-41,427,969	Returning Veteran:	0	Overlapping Counties			EZ Tax Reduction:	0.00		
Net Taxable Value		174,079,786	Disabled Person:	390,928				Industrial Tax Abatement:	0.00		
			Disabled Veteran 50%:	59,414							
			Disabled Veteran 70%:	1,601,822							
			Leasehold Owner:	0							
			Natural Disaster:	0							
			Disabled Veteran 30%:	14,594							
				41,427,969							

Fund	Levy Request	Max Rate	Auto Set To Max	Calculated Rate	Calculated Taxes	PTELL Factor	PTELL Rate	(w/overrides) Final Rate	Final Taxes	% of Total
002 Education	2,209,536	1.32000		1.32000	2,206,511.33			1.32000	2,206,511.33	38.65%
003 Bonds And Int	554,754	0.00000		0.33188	554,770.44			0.33188	554,770.44	9.72%
004 Building	418,473	0.25000		0.25000	417,899.88			0.25000	417,899.88	7.32%
005 I.M.R.F	345,000	0.00000		0.20639	345,001.42			0.20639	345,001.42	6.04%
030 Transportation	200,867	0.12000		0.12000	200,591.94			0.12000	200,591.94	3.51%
031 Working Cash	83,695	0.05000		0.05000	83,579.98			0.05000	83,579.98	1.46%
032 Fire Prevent/Safety	83,695	0.05000		0.05000	83,579.98			0.05000	83,579.98	1.46%
033 Special Education	33,478	0.02000		0.02000	33,431.99			0.02000	33,431.99	0.59%
035 Liability Insurance	1,400,004	0.00000		0.83753	1,400,014.73			0.83753	1,400,014.73	24.52%
047 Social Security	300,000	0.00000		0.17947	300,001.96			0.17947	300,001.96	5.25%
057 Lease	83,695	0.05000		0.05000	83,579.98			0.05000	83,579.98	1.46%
	5,713,197			3.41527	5,708,963.63			3.41527	5,708,963.63	100.00%



I, JENNIFER EBNER, County Clerk for LASALLE County Illinois, do hereby certify this report to be a true and complete copy of the 2022 extension information.

Tax Year 2022											
Assessed (BoR Eq.)		State Equalized (1.00000)	Exemptions		Amount	State Category	Net Taxable Value	After EZ & TIF	Other Information	County	District
Land:	3,948,481	3,948,481	Home Improvement:	117,547	Farm:	20,691,815	20,670,290	PTELL:			
Farm Land:	14,597,834	14,597,834	Owner Occupied:	1,642,874	Residential:	10,295,075	10,295,075	New Property EAV:	157,414		157,414
Building:	58,058,456	58,058,456	Senior Citizen:	335,461	Commercial:	2,298,361	1,090,736	Annexations EAV:	0		0
Farm Building:	2,128,678	2,128,678	Veteran:	0	Industrial:	43,033,565	43,033,565	Disconnection EAV:	0		0
State Assessed:	5,796,510	5,796,510	Senior Assessment Freez	166,841	Mineral:	0	0	Recovered TIF EAV:	0		0
	84,529,959	84,529,959	Abatement:	0	Pollution Control:	0	0	Aggregate Extension:	0		
Less Assessments < 150	-396	-396	Development:	0	State Railroad:	5,796,510	5,796,510	Rate Increase:	0.00000		
	84,529,563	84,529,563	Solar:	0	Local Railroad:	0	0	TIF Loss EAV:	1,229,150		
Less Exemptions		-2,414,237	Owner Occupied 50%:	0		82,115,326	80,886,176	EZ EAV Reduction:	0		
Net Taxable Value		82,115,326	Returning Veteran:	0	Overlapping Counties			EZ Tax Reduction:	0.00		
			Disabled Person:	4,000	Livingston (Actual)		36,300,738	Industrial Tax Abatement:	0.00		
			Disabled Veteran 50%:	15,000	117,186,914						
			Disabled Veteran 70%:	132,514							
			Leasehold Owner:	0							
			Natural Disaster:	0							
			Disabled Veteran 30%:	0							
			2,414,237								

Fund	Levy Request	Max Rate	Auto Set To Max	Calculated Rate	Calculated Taxes	PTELL Factor	PTELL Rate	(w/overrides) Final Rate	Final Taxes	% of Total
002 Education	931,350	1.42000		0.79476	642,851.00			0.79476	642,851.00	54.81%
004 Building	344,000	0.55000		0.29355	237,441.38			0.29355	237,441.38	20.25%
030 Transportation	100,680	0.12000		0.08592	69,497.41			0.08592	69,497.41	5.93%
031 Working Cash	16,780	0.05000		0.01432	11,582.90			0.01432	11,582.90	0.99%
033 Special Education	16,780	0.02000		0.01432	11,582.90			0.01432	11,582.90	0.99%
035 Liability Insurance	54,530	0.00000		0.04654	37,644.43			0.04654	37,644.43	3.21%
047 Social Security	52,020	0.00000		0.04440	35,913.46			0.04440	35,913.46	3.06%
057 Lease	8,390	0.05000		0.00716	5,791.45			0.00716	5,791.45	0.49%
005 I.M.R.F	52,020	0.00000		0.04440	35,913.46			0.04440	35,913.46	3.06%
032 Fire Prevent/Safety	16,780	0.05000		0.01432	11,582.90			0.01432	11,582.90	0.99%
003 Bonds And Interest	105,761	0.00000		0.09025	72,999.78			0.09025	72,999.78	6.22%
	1,699,091			1.44994	1,172,801.07			1.44994	1,172,801.07	100.00%

Jennifer Ebner

Tax Year 2022											
Assessed (BoR Eq.)		State Equalized (1.00000)	Exemptions		Amount	State Category	Net Taxable Value	After EZ & TIF	Other Information	County	District
Land:	1,060,317	1,060,317	Home Improvement:	14,454	Farm:	3,353,204	3,353,204	PTELL:			
Farm Land:	1,731,564	1,731,564	Owner Occupied:	312,000	Residential:	3,374,414	3,374,414	New Property EAV:	1,068		326,956
Building:	4,325,779	4,325,779	Senior Citizen:	60,000	Commercial:	117,668	117,668	Annexations EAV:	0		0
Farm Building:	161,168	161,168	Veteran:	0	Industrial:	0	0	Disconnection EAV:	0		0
State Assessed:	65,326	65,326	Senior Assessment Freez	46,779	Mineral:	0	0	Recovered TIF EAV:	0		0
	7,344,154	7,344,154	Abatement:	0	Pollution Control:	0	0	Aggregate Extension:	2,497,377		
Less Assessments < 150	-309	-309	Development:	0	State Railroad:	65,326	65,326	Rate Increase:	0.00000		
	7,343,845	7,343,845	Solar:	0	Local Railroad:	0	0	TIF Loss EAV:	0		
			Owner Occupied 50%:	0		6,910,612	6,910,612	EZ EAV Reduction:	0		
Less Exemptions		-433,233	Returning Veteran:	0	Overlapping Counties			EZ Tax Reduction:	0.00		
Net Taxable Value		6,910,612	Disabled Person:	0	Kendall (Actual)		88,607,632	Industrial Tax Abatement:	0.00		
			Disabled Veteran 50%:	0							
			Disabled Veteran 70%:	0							
			Leasehold Owner:	0							
			Natural Disaster:	0							
			Disabled Veteran 30%:	0							
			433,233								

Fund	Levy Request	Max Rate	Auto Set To Max	Calculated Rate	Calculated Taxes	PTELL Factor	PTELL Rate	(w/overrides) Final Rate	Final Taxes	% of Total
002 Education	1,978,866	0.00000		2.07172	143,168.53	0.98477	2.04017	2.04017	140,988.25	70.06%
003 Bonds And Int	149,910	0.00000		0.15695	10,846.21			0.15695	10,846.21	5.39%
004 Building	360,000	0.55000		0.37690	26,046.10	0.98477	0.37116	0.37116	25,649.43	12.75%
005 I.M.R.F	1,000	0.00000		0.00105	72.56	0.98477	0.00103	0.00103	71.18	0.04%
030 Transportation	90,648	0.00000		0.09491	6,558.86	0.98477	0.09346	0.09346	6,458.66	3.21%
031 Working Cash	43,697	0.05000		0.04575	3,161.60	0.98477	0.04505	0.04505	3,113.23	1.55%
032 Fire Prevent/Safety	95,000	0.10000		0.09946	6,873.29	0.98477	0.09795	0.09795	6,768.95	3.36%
033 Special Education	14,133	0.40000		0.01480	1,022.77	0.98477	0.01457	0.01457	1,006.88	0.50%
035 Liability Insurance	53,561	0.00000		0.05608	3,875.47	0.98477	0.05523	0.05523	3,816.73	1.90%
047 Social Security	35,000	0.00000		0.03665	2,532.74	0.98477	0.03609	0.03609	2,494.04	1.24%
209 Prior Year Adj (Sb508)	298	0.00000		0.00032	22.11			0.00032	22.11	0.01%
	2,822,113			2.95459	204,180.25		2.75471	2.91198	201,235.67	100.00%

Jennifer Ebner

5/22/2023 9:03 am

G079 - TONICA G#79

			Tax Year 2022						
		State Equalized			Net Taxable	After	Other	County	District
		(1.00000)	Exemptions	Amount	Value	EZ & TIF	Information		
Land:	6,613,012	6,613,012	Home Improvement:	200,431	27,994,847	27,921,168	PTELL:		
Farm Land:	19,182,803	19,182,803	Owner Occupied:	2,965,203	20,720,737	20,606,878	New Property EAV:	442,067	442,067
Building:	31,048,823	31,048,823	Senior Citizen:	736,188	4,695,246	3,983,446	Annexations EAV:	0	0
Farm Building:	1,845,413	1,845,413	Veteran:	0	0	0	Disconnection EAV:	0	0
State Assessed:	0	0	Senior Assessment Freez	1,112,888	Mineral:	3,459	Recovered TIF EAV:	0	0
	58,690,051	58,690,051	Abatement:	0	Pollution Control:	0	Aggregate Extension:	0	
Less Assessments < 150	-1,073	-1,073	Development:	0	State Railroad:	0	Rate Increase:	0.00000	
	58,688,978	58,688,978	Solar:	0	Local Railroad:	0	TIF Loss EAV:	899,338	
Less Exemptions		-5,274,689	Owner Occupied 50%:	0		53,414,289	EZ EAV Reduction:	0	
Net Taxable Value		53,414,289	Returning Veteran:	0	Overlapping Counties		EZ Tax Reduction:	0.00	
			Disabled Person:	18,000			Industrial Tax Abatement:	0.00	
			Disabled Veteran 50%:	5,000					
			Disabled Veteran 70%:	229,479					
			Leasehold Owner:	0					
			Natural Disaster:	0					
			Disabled Veteran 30%:	7,500					
				5,274,689					

Fund	Levy Request	Max Rate	Auto Set To Max	Calculated Rate	Calculated Taxes	PTELL Factor	PTELL Rate	(w/overrides) Final Rate	Final Taxes	% of Total
002 Education	1,085,400	2.09000		2.06684	1,085,400.00			2.06684	1,085,400.00	64.79%
004 Building	198,269	0.37500		0.37500	196,931.06			0.37500	196,931.06	11.75%
005 I.M.R.F	5,000	0.00000		0.00953	5,004.67			0.00953	5,004.67	0.30%
030 Transportation	63,446	0.12000		0.12000	63,017.94			0.12000	63,017.94	3.76%
031 Working Cash	25,979	0.05000		0.04947	25,979.15			0.04947	25,979.15	1.55%
032 Fire Prevent/Safety	26,435	0.05000		0.05000	26,257.47			0.05000	26,257.47	1.57%
033 Special Education	10,574	0.02000		0.02000	10,502.99			0.02000	10,502.99	0.63%
035 Liability Insurance	179,500	0.00000		0.34181	179,501.35			0.34181	179,501.35	10.71%
047 Social Security	10,000	0.00000		0.01905	10,004.10			0.01905	10,004.10	0.60%
057 Lease	500	0.05000		0.00096	504.14			0.00096	504.14	0.03%
003 Bonds And Interest	72,245	0.00000		0.13758	72,250.07			0.13758	72,250.07	4.31%
	1,677,348			3.19024	1,675,352.94			3.19024	1,675,352.94	100.00%

Jennifer Ebner

I, JENNIFER EBNER, County Clerk for LASALLE County Illinois, do hereby certify this report to be a true and complete copy of the 2022 extension information.

5/22/2023 9:03 am

G082 - DEER PARK G#82

Tax Year 2022											
Assessed (BoR Eq.)		State Equalized (1.00000)	Exemptions		Amount	State Category	Net Taxable Value	After EZ & TIF	Other Information	County	District
Land:	9,807,627	9,807,627	Home Improvement:	106,274	Farm:	18,246,959	18,246,959	PTELL:			
Farm Land:	11,171,485	11,171,485	Owner Occupied:	1,536,000	Residential:	11,281,363	11,281,363	New Property EAV:	106,568		106,568
Building:	23,204,742	23,204,742	Senior Citizen:	430,000	Commercial:	7,951,765	7,951,765	Annexations EAV:	0		0
Farm Building:	1,305,670	1,305,670	Veteran:	0	Industrial:	5,108,550	5,108,550	Disconnection EAV:	0		0
State Assessed:	0	0	Senior Assessment Freez	367,518	Mineral:	4,511	4,511	Recovered TIF EAV:	0		0
	45,489,524	45,489,524	Abatement:	0	Pollution Control:	0	0	Aggregate Extension:	0		
Less Assessments < 150	-1,071	-1,071	Development:	0	State Railroad:	0	0	Rate Increase:	0.00000		
	45,488,453	45,488,453	Solar:	0	Local Railroad:	0	0	TIF Loss EAV:	0		
			Owner Occupied 50%:	0		42,593,148	42,593,148	EZ EAV Reduction:	0		
Less Exemptions		-2,895,305	Returning Veteran:	0	Overlapping Counties			EZ Tax Reduction:	0.00		
Net Taxable Value		42,593,148	Disabled Person:	14,000				Industrial Tax Abatement:	0.00		
			Disabled Veteran 50%:	0							
			Disabled Veteran 70%:	439,013							
			Leasehold Owner:	0							
			Natural Disaster:	0							
			Disabled Veteran 30%:	2,500							
				2,895,305							

Fund	Levy Request	Max Rate	Auto Set To Max	Calculated Rate	Calculated Taxes	PTELL Factor	PTELL Rate	(w/overrides) Final Rate	Final Taxes	% of Total
002 Education	897,000	2.37000		2.10598	897,003.27			2.10598	897,003.27	71.65%
004 Building	98,980	0.35000		0.23239	98,982.23			0.23239	98,982.23	7.91%
005 I.M.R.F	8,400	0.00000		0.01973	8,403.63			0.01973	8,403.63	0.67%
030 Transportation	43,900	0.12000		0.10307	43,900.76			0.10307	43,900.76	3.51%
031 Working Cash	15,000	0.05000		0.03522	15,001.31			0.03522	15,001.31	1.20%
033 Special Education	7,540	0.02000		0.01771	7,543.25			0.01771	7,543.25	0.60%
035 Liability Insurance	30,000	0.00000		0.07044	30,002.62			0.07044	30,002.62	2.40%
047 Social Security	7,000	0.00000		0.01644	7,002.31			0.01644	7,002.31	0.56%
057 Lease	9,986	0.05000		0.02345	9,988.09			0.02345	9,988.09	0.80%
003 Bonds And Interest	134,128	0.00000		0.31491	134,130.10			0.31491	134,130.10	10.71%
	1,251,934			2.93934	1,251,957.57			2.93934	1,251,957.57	100.00%

Jennifer Ebner

I, JENNIFER EBNER, County Clerk for LASALLE County Illinois, do hereby certify this report to be a true and complete copy of the 2022 extension information.

5/22/2023 9:03 am

G095 - GRAND RIDGE G#95

Tax Year 2022											
Assessed (BoR Eq.)		State Equalized (1.00000)	Exemptions		Amount	State Category	Net Taxable Value	After EZ & TIF	Other Information	County	District
Land:	11,218,452	11,218,452	Home Improvement:	156,710	Farm:	50,489,741	50,487,327	PTELL:			
Farm Land:	34,943,273	34,943,273	Owner Occupied:	4,488,000	Residential:	35,428,783	35,428,783	New Property EAV:	488,376		488,376
Building:	56,698,171	56,698,171	Senior Citizen:	1,140,000	Commercial:	2,937,599	2,937,599	Annexations EAV:	0		0
Farm Building:	3,033,048	3,033,048	Veteran:	0	Industrial:	9,915,446	9,915,446	Disconnection EAV:	0		0
State Assessed:	738,945	738,945	Senior Assessment Freez	820,583	Mineral:	0	0	Recovered TIF EAV:	0		0
	106,631,889	106,631,889	Abatement:	0	Pollution Control:	190	190	Aggregate Extension:	0		
Less Assessments < 150	-1,612	-1,612	Development:	0	State Railroad:	738,755	738,755	Rate Increase:	0.00000		
	106,630,277	106,630,277	Solar:	0	Local Railroad:	0	0	TIF Loss EAV:	2,414		
Less Exemptions		-7,119,763	Owner Occupied 50%:	0		99,510,514	99,508,100	EZ EAV Reduction:	0		
Net Taxable Value		99,510,514	Returning Veteran:	0	Overlapping Counties			EZ Tax Reduction:	0.00		
			Disabled Person:	22,000				Industrial Tax Abatement:	0.00		
			Disabled Veteran 50%:	10,000							
			Disabled Veteran 70%:	482,470							
			Leasehold Owner:	0							
			Natural Disaster:	0							
			Disabled Veteran 30%:	0							
			7,119,763								

Fund	Levy Request	Max Rate	Auto Set To Max	Calculated Rate	Calculated Taxes	PTELL Factor	PTELL Rate	(w/overrides) Final Rate	Final Taxes	% of Total
002 Education	2,050,560	2.22000		2.06070	2,050,563.59			2.06070	2,050,563.59	73.95%
003 Bonds And Interest	120,038	0.00000		0.12064	120,046.58			0.12064	120,046.58	4.33%
004 Building	248,100	0.25000		0.24933	248,103.57			0.24933	248,103.57	8.95%
005 I.M.R.F	34,000	0.00000		0.03417	34,001.92			0.03417	34,001.92	1.23%
030 Transportation	119,100	0.12000		0.11969	119,101.26			0.11969	119,101.26	4.29%
031 Working Cash	0	0.05000		0.00000	0.00			0.00000	0.00	0.00%
033 Special Education	18,600	0.02000		0.01870	18,608.02			0.01870	18,608.02	0.67%
035 Liability Insurance	90,000	0.00000		0.09045	90,005.08			0.09045	90,005.08	3.25%
047 Social Security	47,500	0.00000		0.04774	47,505.17			0.04774	47,505.17	1.71%
032 Fire Prevent/Safety	39,100	0.05000		0.03930	39,106.69			0.03930	39,106.69	1.41%
057 Lease	6,000	0.05000		0.00603	6,000.34			0.00603	6,000.34	0.22%
	2,772,998			2.78675	2,773,042.22			2.78675	2,773,042.22	100.00%

Jennifer Ebner

I, JENNIFER EBNER, County Clerk for LASALLE County Illinois, do hereby certify this report to be a true and complete copy of the 2022 extension information.

Assessed (BoR Eq.)	State Equalized (1.00000)	Exemptions	Amount	State Category	Net Taxable Value	After EZ & TIF	Other Information	County	District
Land:	20,888,299	20,888,299	Home Improvement:	672,250	Farm:	327,186	276,391	PTELL:	
Farm Land:	158,869	158,869	Owner Occupied:	14,005,709	Residential:	83,578,706	78,557,001	New Property EAV:	696,087 696,087
Building:	115,521,032	115,521,032	Senior Citizen:	3,650,768	Commercial:	21,615,337	17,399,142	Annexations EAV:	0 0
Farm Building:	11,775	11,775	Veteran:	9,700	Industrial:	9,227,051	5,542,548	Disconnection EAV:	0 0
State Assessed:	466,469	466,469	Senior Assessment Freez	2,527,280	Mineral:	3,222	3,222	Recovered TIF EAV:	0 0
	137,046,444	137,046,444	Abatement:	0	Pollution Control:	1,760	1,760	Aggregate Extension:	0
Less Assessments < 150	-1,022	-1,022	Development:	0	State Railroad:	464,709	464,709	Rate Increase:	0.00000
	137,045,422	137,045,422	Solar:	0	Local Railroad:	0	0	TIF Loss EAV:	12,973,198
Less Exemptions		-21,827,451	Owner Occupied 50%:	0		115,217,971	102,244,773	EZ EAV Reduction:	0
Net Taxable Value		115,217,971	Returning Veteran:	0	Overlapping Counties			EZ Tax Reduction:	0.00
			Disabled Person:	91,019				Industrial Tax Abatement:	0.00
			Disabled Veteran 50%:	26,271					
			Disabled Veteran 70%:	836,954					
			Leasehold Owner:	0					
			Natural Disaster:	0					
			Disabled Veteran 30%:	7,500					
				21,827,451					

Fund	Levy Request	Max Rate	Auto Set To Max	Calculated Rate	Calculated Taxes	PTELL Factor	PTELL Rate	(w/overrides) Final Rate	Final Taxes	% of Total
002 Education	1,841,893	1.76000		1.76000	1,799,507.81			1.76000	1,799,507.81	54.39%
003 Go Bond	620,516	0.00000		0.60690	620,523.46			0.60690	620,523.46	18.76%
004 Building	261,632	0.25000		0.25000	255,611.90			0.25000	255,611.90	7.73%
005 I.M.R.F	16,585	0.00000		0.01623	16,594.32			0.01623	16,594.32	0.50%
030 Transportation	125,584	0.12000		0.12000	122,693.71			0.12000	122,693.71	3.71%
032 Fire Prevent/Safety	52,326	0.05000		0.05000	51,122.38			0.05000	51,122.38	1.55%
033 Special Education	20,931	0.02000		0.02000	20,448.95			0.02000	20,448.95	0.62%
035 Liability Insurance	261,632	0.00000		0.25589	261,634.12			0.25589	261,634.12	7.91%
047 Social Security	109,000	0.00000		0.10661	109,003.14			0.10661	109,003.14	3.29%
031 Working Cash	52,326	0.05000		0.05000	51,122.38			0.05000	51,122.38	1.55%
057 Lease	0	0.05000		0.00000	0.00			0.00000	0.00	0.00%
	3,362,425			3.23563	3,308,262.17			3.23563	3,308,262.17	100.00%

Jennifer Ebner

Tax Year 2022											
Assessed (BoR Eq.)		State Equalized (1.00000)	Exemptions		Amount	State Category	Net Taxable Value	After EZ & TIF	Other Information	County	District
Land:	46,812,291	46,812,291	Home Improvement:	429,544	Farm:	1,187,875	1,001,930	PTELL:			
Farm Land:	947,030	947,030	Owner Occupied:	18,581,531	Residential:	151,850,989	149,225,400	New Property EAV:	845,653		845,653
Building:	192,048,239	192,048,239	Senior Citizen:	5,613,947	Commercial:	49,593,320	48,259,279	Annexations EAV:	0		0
Farm Building:	22,820	22,820	Veteran:	0	Industrial:	7,501,155	7,500,908	Disconnection EAV:	0		0
State Assessed:	744,669	744,669	Senior Assessment Freez	3,905,138	Mineral:	2,677	2,677	Recovered TIF EAV:	0		0
	240,575,049	240,575,049	Abatement:	0	Pollution Control:	10,790	10,790	Aggregate Extension:	0		
Less Assessments < 150	-2,993	-2,993	Development:	0	State Railroad:	733,756	733,756	Rate Increase:	0.00000		
	240,572,056	240,572,056	Solar:	0	Local Railroad:	0	0	TIF Loss EAV:	4,145,822		
			Owner Occupied 50%:	0		210,880,562	206,734,740	EZ EAV Reduction:	0		
Less Exemptions		-29,691,494	Returning Veteran:	0	Overlapping Counties			EZ Tax Reduction:	0.00		
Net Taxable Value		210,880,562	Disabled Person:	82,000				Industrial Tax Abatement:	0.00		
			Disabled Veteran 50%:	30,000							
			Disabled Veteran 70%:	1,041,199							
			Leasehold Owner:	0							
			Natural Disaster:	0							
			Disabled Veteran 30%:	8,135							
				29,691,494							

Fund		Levy Request	Max Rate	Auto Set To Max	Calculated Rate	Calculated Taxes	PTELL Factor	PTELL Rate	(w/overrides) Final Rate	Final Taxes	% of Total
002	Education	4,738,276	2.27000		2.27000	4,692,878.73			2.27000	4,692,878.73	70.52%
003	Bonds And Int	484,550	0.00000		0.23439	484,565.57			0.23439	484,565.57	7.28%
004	Building	521,837	0.25000		0.25000	516,836.86			0.25000	516,836.86	7.77%
005	I.M.R.F	104,367	0.00000		0.05049	104,380.37			0.05049	104,380.37	1.57%
030	Transportation	250,482	0.12000		0.12000	248,081.69			0.12000	248,081.69	3.73%
031	Working Cash	104,367	0.05000		0.05000	103,367.37			0.05000	103,367.37	1.55%
032	Fire Prevent/Safety	0	0.05000		0.00000	0.00			0.00000	0.00	0.00%
033	Special Education	41,747	0.02000		0.02000	41,346.95			0.02000	41,346.95	0.62%
035	Liability Insurance	235,035	0.00000		0.11369	235,036.73			0.11369	235,036.73	3.53%
036	Accum Building	0	0.05000		0.00000	0.00			0.00000	0.00	0.00%
047	Social Security	125,241	0.00000		0.06059	125,260.58			0.06059	125,260.58	1.88%
057	Lease	104,367	0.05000		0.05000	103,367.37			0.05000	103,367.37	1.55%
		6,710,269			3.21916	6,655,122.22			3.21916	6,655,122.22	100.00%

Jennifer Ebner

Tax Year 2022											
Assessed (BoR Eq.)		State Equalized (1.00000)	Exemptions		Amount	State Category	Net Taxable Value	After EZ & TIF	Other Information	County	District
Land:	16,348,664	16,348,664	Home Improvement:	513,717	Farm:	6,771,892	6,552,892	PTELL:			
Farm Land:	4,196,723	4,196,723	Owner Occupied:	9,276,827	Residential:	59,903,794	59,430,060	New Property EAV:	1,418,506	1,418,506	
Building:	85,213,617	85,213,617	Senior Citizen:	2,683,444	Commercial:	19,621,344	18,014,168	Annexations EAV:	0	0	
Farm Building:	553,708	553,708	Veteran:	0	Industrial:	4,582,066	4,582,066	Disconnection EAV:	0	0	
State Assessed:	8,065	8,065	Senior Assessment Freez	2,066,231	Mineral:	2,211	2,211	Recovered TIF EAV:	19,790,018	19,790,018	
	106,320,777	106,320,777	Abatement:	0	Pollution Control:	0	0	Aggregate Extension:	0		
Less Assessments < 150	-4,725	-4,725	Development:	0	State Railroad:	8,065	8,065	Rate Increase:	0.00000		
	106,316,052	106,316,052	Solar:	0	Local Railroad:	0	0	TIF Loss EAV:	2,299,910		
Less Exemptions		-15,426,680	Owner Occupied 50%:	0		90,889,372	88,589,462	EZ EAV Reduction:	0		
Net Taxable Value		90,889,372	Returning Veteran:	0	Overlapping Counties			EZ Tax Reduction:	0.00		
			Disabled Person:	58,000				Industrial Tax Abatement:	0.00		
			Disabled Veteran 50%:	20,000							
			Disabled Veteran 70%:	798,461							
			Leasehold Owner:	0							
			Natural Disaster:	0							
			Disabled Veteran 30%:	10,000							
			15,426,680								

Fund	Levy Request	Max Rate	Auto Set To Max	Calculated Rate	Calculated Taxes	PTELL Factor	PTELL Rate	(w/overrides) Final Rate	Final Taxes	% of Total
002 Education	1,800,000	2.00000		2.00000	1,771,789.16			2.00000	1,771,789.16	64.23%
003 Bonds And Int	323,224	0.00000		0.36486	323,227.49			0.36486	323,227.49	11.72%
004 Building	225,000	0.25000		0.25000	221,473.64			0.25000	221,473.64	8.03%
005 I.M.R.F	65,000	0.00000		0.07338	65,006.94			0.07338	65,006.94	2.36%
030 Transportation	108,000	0.12000		0.12000	106,307.35			0.12000	106,307.35	3.85%
031 Working Cash	45,000	0.05000		0.05000	44,294.73			0.05000	44,294.73	1.61%
032 Fire Prevent/Safety	45,000	0.05000		0.05000	44,294.73			0.05000	44,294.73	1.61%
033 Special Education	18,000	0.02000		0.02000	17,717.89			0.02000	17,717.89	0.64%
035 Liability Insurance	55,000	0.00000		0.06209	55,005.19			0.06209	55,005.19	1.99%
047 Social Security	65,000	0.00000		0.07338	65,006.94			0.07338	65,006.94	2.36%
057 Lease	45,000	0.05000		0.05000	44,294.73			0.05000	44,294.73	1.61%
	2,794,224			3.11371	2,758,418.79			3.11371	2,758,418.79	100.00%

Jennifer Ebner

5/22/2023 9:03 am

G141 - OTTAWA G#141

Tax Year 2022											
Assessed (BoR Eq.)		State Equalized (1.00000)	Exemptions		Amount	State Category	Net Taxable Value	After EZ & TIF	Other Information	County	District
Land:	81,180,995	81,180,995	Home Improvement:	734,015	Farm:	3,434,985	3,421,941	PTELL:			
Farm Land:	2,149,430	2,149,430	Owner Occupied:	32,406,789	Residential:	278,464,872	277,089,041	New Property EAV:	3,291,022		3,291,022
Building:	321,877,522	321,877,522	Senior Citizen:	8,513,221	Commercial:	59,636,064	51,080,928	Annexations EAV:	0		0
Farm Building:	252,003	252,003	Veteran:	0	Industrial:	9,726,074	9,518,410	Disconnection EAV:	0		0
State Assessed:	2,940,569	2,940,569	Senior Assessment Freez	7,585,325	Mineral:	923	923	Recovered TIF EAV:	0		0
	408,400,519	408,400,519	Abatement:	0	Pollution Control:	0	0	Aggregate Extension:	0		
Less Assessments < 150	-1,736	-1,736	Development:	0	State Railroad:	2,940,243	2,940,243	Rate Increase:	0.00000		
	408,398,783	408,398,783	Solar:	0	Local Railroad:	0	0	TIF Loss EAV:	10,151,675		
Less Exemptions		-54,195,622	Owner Occupied 50%:	0		354,203,161	344,051,486	EZ EAV Reduction:	0		
Net Taxable Value		354,203,161	Returning Veteran:	0	Overlapping Counties			EZ Tax Reduction:	0.00		
			Disabled Person:	247,000				Industrial Tax Abatement:	0.00		
			Disabled Veteran 50%:	55,000							
			Disabled Veteran 70%:	4,553,665							
			Leasehold Owner:	0							
			Natural Disaster:	78,107							
			Disabled Veteran 30%:	22,500							
			54,195,622								

Fund	Levy Request	Max Rate	Auto Set To Max	Calculated Rate	Calculated Taxes	PTELL Factor	PTELL Rate	(w/overrides) Final Rate	Final Taxes	% of Total
002 Education	7,829,661	2.24000		2.24000	7,706,753.32			2.24000	7,706,753.32	58.69%
003 Go Bond	2,418,275	0.00000		0.70289	2,418,303.50			0.70289	2,418,303.50	18.42%
004 Building	873,846	0.25000		0.25000	860,128.72			0.25000	860,128.72	6.55%
005 I.M.R.F	325,000	0.00000		0.09447	325,025.44			0.09447	325,025.44	2.48%
030 Transportation	419,446	0.12000		0.12000	412,861.79			0.12000	412,861.79	3.14%
031 Working Cash	174,769	0.05000		0.05000	172,025.74			0.05000	172,025.74	1.31%
032 Fire Prevent/Safety	0	0.05000		0.00000	0.00			0.00000	0.00	0.00%
033 Special Education	69,908	0.02000		0.02000	68,810.30			0.02000	68,810.30	0.52%
035 Liability Insurance	575,000	0.00000		0.16713	575,013.25			0.16713	575,013.25	4.38%
047 Social Security	420,000	0.00000		0.12208	420,018.06			0.12208	420,018.06	3.20%
057 Lease	174,769	0.05000		0.05000	172,025.74			0.05000	172,025.74	1.31%
	13,280,674			3.81657	13,130,965.86			3.81657	13,130,965.86	100.00%

Jennifer Ebner

I, JENNIFER EBNER, County Clerk for LASALLE County Illinois, do hereby certify this report to be a true and complete copy of the 2022 extension information.

5/22/2023 9:03 am

G150 - MARSEILLES G#150

Tax Year 2022											
Assessed (BoR Eq.)		State Equalized (1.00000)	Exemptions		Amount	State Category	Net Taxable Value	After EZ & TIF	Other Information	County	District
Land:	16,259,043	16,259,043	Home Improvement:	226,021	Farm:	897,163	897,163	PTELL:			
Farm Land:	91,780	91,780	Owner Occupied:	7,762,929	Residential:	48,615,296	48,533,385	New Property EAV:	219,403	219,403	
Building:	64,801,049	64,801,049	Senior Citizen:	2,008,838	Commercial:	8,653,953	6,994,103	Annexations EAV:	0	0	
Farm Building:	140,895	140,895	Veteran:	0	Industrial:	10,416,409	10,328,627	Disconnection EAV:	0	0	
State Assessed:	601,348	601,348	Senior Assessment Freez	1,568,879	Mineral:	0	0	Recovered TIF EAV:	0	0	
	81,894,115	81,894,115	Abatement:	0	Pollution Control:	0	0	Aggregate Extension:	0		
Less Assessments < 150	-1,967	-1,967	Development:	0	State Railroad:	601,208	601,208	Rate Increase:	0.00000		
	81,892,148	81,892,148	Solar:	0	Local Railroad:	0	0	TIF Loss EAV:	1,829,543		
Less Exemptions		-12,708,119	Owner Occupied 50%:	0		69,184,029	67,354,486	EZ EAV Reduction:	0		
Net Taxable Value		69,184,029	Returning Veteran:	0	Overlapping Counties			EZ Tax Reduction:	0.00		
			Disabled Person:	38,268				Industrial Tax Abatement:	0.00		
			Disabled Veteran 50%:	10,879							
			Disabled Veteran 70%:	1,084,805							
			Leasehold Owner:	0							
			Natural Disaster:	0							
			Disabled Veteran 30%:	7,500							
			12,708,119								


Fund	Levy Request	Max Rate	Auto Set To Max	Calculated Rate	Calculated Taxes	PTELL Factor	PTELL Rate	(w/overrides) Final Rate	Final Taxes	% of Total
002 Education	1,750,000	2.80000		2.59820	1,750,003.74			2.59820	1,750,003.74	68.61%
003 Go Bond	269,306	0.00000		0.39984	269,310.10			0.39984	269,310.10	10.56%
004 Building	369,904	0.55000		0.54919	369,904.00			0.54919	369,904.00	14.50%
005 I.M.R.F	0	0.00000		0.00000	0.00			0.00000	0.00	0.00%
030 Transportation	80,706	0.12000		0.11983	80,710.86			0.11983	80,710.86	3.16%
031 Working Cash	33,627	0.05000		0.04993	33,630.09			0.04993	33,630.09	1.32%
032 Fire Prevent/Safety	33,627	0.05000		0.04993	33,630.09			0.04993	33,630.09	1.32%
033 Special Education	13,451	0.02000		0.01998	13,457.42			0.01998	13,457.42	0.53%
035 Liability Insurance	0	0.00000		0.00000	0.00			0.00000	0.00	0.00%
047 Social Security	0	0.00000		0.00000	0.00			0.00000	0.00	0.00%
057 Lease	0	0.05000		0.00000	0.00			0.00000	0.00	0.00%
	2,550,621			3.78690	2,550,646.30			3.78690	2,550,646.30	100.00%

Jennifer Ebner

I, JENNIFER EBNER, County Clerk for LASALLE County Illinois, do hereby certify this report to be a true and complete copy of the 2022 extension information.

Tax Year 2022											
Assessed (BoR Eq.)		State Equalized (1.00000)	Exemptions		Amount	State Category	Net Taxable Value	After EZ & TIF	Other Information	County	District
Land:	32,988,094	32,988,094	Home Improvement:	231,199	Farm:	16,833,598	16,833,598	PTELL:			
Farm Land:	7,401,562	7,401,562	Owner Occupied:	5,463,000	Residential:	51,162,072	51,162,072	New Property EAV:	732,196		732,196
Building:	607,526,687	607,526,687	Senior Citizen:	1,110,000	Commercial:	23,647,492	23,609,649	Annexations EAV:	0		0
Farm Building:	1,379,293	1,379,293	Veteran:	0	Industrial:	549,773,850	543,493,098	Disconnection EAV:	0		0
State Assessed:	884,659	884,659	Senior Assessment Freez	502,799	Mineral:	0	0	Recovered TIF EAV:	0		0
	650,180,295	650,180,295	Abatement:	0	Pollution Control:	100,677	100,677	Aggregate Extension:	0		
Less Assessments < 150	-1,279	-1,279	Development:	0	State Railroad:	783,982	783,982	Rate Increase:	0.00000		
	650,179,016	650,179,016	Solar:	0	Local Railroad:	0	0	TIF Loss EAV:	6,318,595		
Less Exemptions		-7,877,345	Owner Occupied 50%:	0		642,301,671	635,983,076	EZ EAV Reduction:	0		
Net Taxable Value		642,301,671	Returning Veteran:	0	Overlapping Counties				EZ Tax Reduction:	0.00	
			Disabled Person:	20,000	Grundy (Actual)			18,691,330	Industrial Tax Abatement:	0.00	
			Disabled Veteran 50%:	15,000	654,674,406						
			Disabled Veteran 70%:	532,847							
			Leasehold Owner:	0							
			Natural Disaster:	0							
			Disabled Veteran 30%:	2,500							
			7,877,345								


Fund	Levy Request	Max Rate	Auto Set To Max	Calculated Rate	Calculated Taxes	PTELL Factor	PTELL Rate	(w/overrides) Final Rate	Final Taxes	% of Total
002 Education	5,913,000	0.96000		0.90352	5,746,234.29			0.89300	5,679,329.25	66.06%
003 Bonds And Int	0	0.00000		0.00000	0.00			0.00000	0.00	0.00%
004 Building	1,642,500	0.25000		0.25000	1,589,957.80			0.25000	1,589,957.80	18.49%
005 I.M.R.F	170,820	0.00000		0.02611	166,055.18			0.02900	184,435.10	2.15%
030 Transportation	458,323	0.20000		0.07004	445,442.55			0.05729	364,354.73	4.24%
031 Working Cash	328,500	0.05000		0.05000	317,991.56			0.05000	317,991.56	3.70%
033 Special Education	131,400	0.02000		0.02000	127,196.62			0.02000	127,196.62	1.48%
035 Liability Insurance	131,400	0.00000		0.02008	127,705.40			0.02200	139,916.29	1.63%
047 Social Security	177,390	0.00000		0.02711	172,415.01			0.03053	194,165.65	2.26%
057 Lease	0	0.05000		0.00000	0.00			0.00000	0.00	0.00%
	8,953,333			1.36686	8,692,998.41			1.35182	8,597,347.00	100.00%



I, JENNIFER EBNER, County Clerk for LASALLE County Illinois, do hereby certify this report to be a true and complete copy of the 2022 extension information.

Tax Year 2022											
Assessed (BoR Eq.)		State Equalized (1.00000)	Exemptions		Amount	State Category	Net Taxable Value	After EZ & TIF	Other Information	County	District
Land:	27,125,289	27,125,289	Home Improvement:	119,981	Farm:	20,427,253	19,279,640	PTELL:			
Farm Land:	13,054,513	13,054,513	Owner Occupied:	1,852,380	Residential:	22,115,756	21,688,171	New Property EAV:	514,120	514,120	
Building:	93,201,828	93,201,828	Senior Citizen:	430,000	Commercial:	58,386,360	49,381,078	Annexations EAV:	0	0	
Farm Building:	1,581,389	1,581,389	Veteran:	0	Industrial:	30,829,988	29,246,059	Disconnection EAV:	0	0	
State Assessed:	238,792	238,792	Senior Assessment Freez	569,147	Mineral:	10,131	10,131	Recovered TIF EAV:	0	0	
	135,201,811	135,201,811	Abatement:	0	Pollution Control:	606	606	Aggregate Extension:	0		
Less Assessments < 150	-1,258	-1,258	Development:	0	State Railroad:	238,186	238,186	Rate Increase:	0.00000		
	135,200,553	135,200,553	Solar:	0	Local Railroad:	0	0	TIF Loss EAV:	12,164,409		
Less Exemptions		-3,192,273	Owner Occupied 50%:	0		132,008,280	119,843,871	EZ EAV Reduction:	0		
Net Taxable Value		132,008,280	Returning Veteran:	0	Overlapping Counties			EZ Tax Reduction:	0.00		
			Disabled Person:	4,000	Bureau (Actual)		13,398,661	Industrial Tax Abatement:	0.00		
			Disabled Veteran 50%:	0	133,242,532						
			Disabled Veteran 70%:	216,765							
			Leasehold Owner:	0							
			Natural Disaster:	0							
			Disabled Veteran 30%:	0							
			3,192,273								

Fund	Levy Request	Max Rate	Auto Set To Max	Calculated Rate	Calculated Taxes	PTELL Factor	PTELL Rate	(w/overrides) Final Rate	Final Taxes	% of Total
002 Education	1,270,000	0.92000		0.92000	1,102,563.66			0.92000	1,102,563.66	63.68%
003 Bonds And Int	0	0.00000		0.00000	0.00			0.00000	0.00	0.00%
004 Building	350,000	0.25000		0.25000	299,609.69			0.25000	299,609.69	17.30%
005 I.M.R.F	0	0.00000		0.00000	0.00			0.00000	0.00	0.00%
030 Transportation	165,000	0.12000		0.12000	143,812.65			0.12000	143,812.65	8.31%
031 Working Cash	70,000	0.05000		0.05000	59,921.94			0.05000	59,921.94	3.46%
033 Special Education	28,000	0.02000		0.02000	23,968.78			0.02000	23,968.78	1.38%
035 Liability Insurance	75,000	0.00000		0.05629	67,460.12			0.05629	67,460.12	3.90%
047 Social Security	38,000	0.00000		0.02852	34,179.47			0.02852	34,179.47	1.97%
057 Lease	0	0.05000		0.00000	0.00			0.00000	0.00	0.00%
	1,996,000			1.44481	1,731,516.31			1.44481	1,731,516.31	100.00%



I, JENNIFER EBNER, County Clerk for LASALLE County Illinois, do hereby certify this report to be a true and complete copy of the 2022 extension information.

Tax Year 2022											
Assessed (BoR Eq.)		State Equalized (1.00000)	Exemptions		Amount	State Category	Net Taxable Value	After EZ & TIF	Other Information	County	District
Land:	23,157,968	23,157,968	Home Improvement:	271,671	Farm:	24,256,878	23,706,233	PTELL:			
Farm Land:	16,440,308	16,440,308	Owner Occupied:	4,719,463	Residential:	48,575,073	20,448,654	New Property EAV:	223,559		223,559
Building:	81,304,740	81,304,740	Senior Citizen:	1,070,412	Commercial:	16,996,444	4,413,928	Annexations EAV:	0		0
Farm Building:	1,894,820	1,894,820	Veteran:	0	Industrial:	25,238,363	23,923,261	Disconnection EAV:	0		0
State Assessed:	867,374	867,374	Senior Assessment Freez	718,804	Mineral:	0	0	Recovered TIF EAV:	0		0
	123,665,210	123,665,210	Abatement:	0	Pollution Control:	2,030	2,030	Aggregate Extension:	0		
Less Assessments < 150	-570	-570	Development:	0	State Railroad:	865,344	865,344	Rate Increase:	0.00000		
	123,664,640	123,664,640	Solar:	0	Local Railroad:	0	0	TIF Loss EAV:	42,574,682		
Less Exemptions		-7,730,508	Owner Occupied 50%:	0		115,934,132	73,359,450	EZ EAV Reduction:	0		
Net Taxable Value		115,934,132	Returning Veteran:	0	Overlapping Counties			EZ Tax Reduction:	0.00		
			Disabled Person:	16,000				Industrial Tax Abatement:	0.00		
			Disabled Veteran 50%:	10,000							
			Disabled Veteran 70%:	914,158							
			Leasehold Owner:	0							
			Natural Disaster:	0							
			Disabled Veteran 30%:	10,000							
			7,730,508								

Fund		Levy Request	Max Rate	Auto Set To Max	Calculated Rate	Calculated Taxes	PTELL Factor	PTELL Rate	(w/overrides) Final Rate	Final Taxes	% of Total
002	Education	1,550,000	1.99000		1.99000	1,459,853.18			1.99000	1,459,853.18	60.98%
004	Building	195,000	0.25000		0.25000	183,398.64			0.25000	183,398.64	7.66%
005	I.M.R.F	25,000	0.00000		0.03408	25,000.90			0.03408	25,000.90	1.04%
030	Transportation	93,500	0.12000		0.12000	88,031.35			0.12000	88,031.35	3.68%
031	Working Cash	40,000	0.05000		0.05000	36,679.73			0.05000	36,679.73	1.53%
032	Fire Prevent/Safety	40,000	0.05000		0.05000	36,679.73			0.05000	36,679.73	1.53%
033	Special Education	15,800	0.02000		0.02000	14,671.89			0.02000	14,671.89	0.61%
035	Liability Insurance	350,000	0.00000		0.47711	350,005.30			0.47711	350,005.30	14.62%
047	Social Security	25,000	0.00000		0.03408	25,000.90			0.03408	25,000.90	1.04%
057	Lease	40,000	0.05000		0.05000	36,679.73			0.05000	36,679.73	1.53%
003	Bonds And Int	137,840	0.00000		0.18790	137,842.42			0.18790	137,842.42	5.76%
		2,512,140			3.26317	2,393,843.77			3.26317	2,393,843.77	100.00%

Jennifer Ebner

I, JENNIFER EBNER, County Clerk for LASALLE County Illinois, do hereby certify this report to be a true and complete copy of the 2022 extension information.

Tax Year 2022											
Assessed (BoR Eq.)		State Equalized (1.00000)	Exemptions		Amount	State Category	Net Taxable Value	After EZ & TIF	Other Information	County	District
Land:	31,317,561	31,317,561	Home Improvement:	184,137	Farm:	23,177,332	22,486,942	PTELL:			
Farm Land:	17,565,618	17,565,618	Owner Occupied:	5,026,856	Residential:	62,943,092	62,855,897	New Property EAV:	581,765	581,765	
Building:	111,338,528	111,338,528	Senior Citizen:	1,354,973	Commercial:	56,979,473	19,218,418	Annexations EAV:	0	0	
Farm Building:	1,301,444	1,301,444	Veteran:	90,835	Industrial:	9,755,847	7,507,939	Disconnection EAV:	0	0	
State Assessed:	1,185,269	1,185,269	Senior Assessment Freez	1,257,910	Mineral:	3,000	0	Recovered TIF EAV:	0	0	
	162,708,420	162,708,420	Abatement:	0	Pollution Control:	0	0	Aggregate Extension:	0		
Less Assessments < 150	-294	-294	Development:	0	State Railroad:	1,185,259	1,185,259	Rate Increase:	0.00000		
	162,708,126	162,708,126	Solar:	0	Local Railroad:	0	0	TIF Loss EAV:	40,789,548		
Less Exemptions		-8,664,123	Owner Occupied 50%:	0		154,044,003	113,254,455	EZ EAV Reduction:	0		
Net Taxable Value		154,044,003	Returning Veteran:	0	Overlapping Counties			EZ Tax Reduction:	0.00		
			Disabled Person:	34,000				Industrial Tax Abatement:	0.00		
			Disabled Veteran 50%:	20,000							
			Disabled Veteran 70%:	687,912							
			Leasehold Owner:	0							
			Natural Disaster:	0							
			Disabled Veteran 30%:	7,500							
			8,664,123								

Fund		Levy Request	Max Rate	Auto Set To Max	Calculated Rate	Calculated Taxes	PTELL Factor	PTELL Rate	(w/overrides) Final Rate	Final Taxes	% of Total
002	Education	1,865,833	1.62000		1.62000	1,834,722.19			1.62000	1,834,722.19	56.81%
003	Bonds And Int	410,668	0.00000		0.36261	410,671.98			0.36261	410,671.98	12.72%
004	Building	403,112	0.35000		0.35000	396,390.60			0.35000	396,390.60	12.27%
005	I.M.R.F	57,500	0.00000		0.05078	57,510.61			0.05078	57,510.61	1.78%
030	Transportation	138,210	0.12000		0.12000	135,905.35			0.12000	135,905.35	4.21%
031	Working Cash	57,587	0.05000		0.05000	56,627.23			0.05000	56,627.23	1.75%
032	Fire Prevent/Safety	57,587	0.05000		0.05000	56,627.23			0.05000	56,627.23	1.75%
033	Special Education	23,035	0.02000		0.02000	22,650.89			0.02000	22,650.89	0.70%
035	Liability Insurance	112,012	0.00000		0.09891	112,019.98			0.09891	112,019.98	3.47%
047	Social Security	90,000	0.00000		0.07947	90,003.32			0.07947	90,003.32	2.79%
057	Lease	57,587	0.05000		0.05000	56,627.23			0.05000	56,627.23	1.75%
		3,273,131			2.85177	3,229,756.61			2.85177	3,229,756.61	100.00%

Jennifer Ebner

I, JENNIFER EBNER, County Clerk for LASALLE County Illinois, do hereby certify this report to be a true and complete copy of the 2022 extension information.

Tax Year 2022											
Assessed (BoR Eq.)		State Equalized (1.00000)	Exemptions		Amount	State Category	Net Taxable Value	After EZ & TIF	Other Information	County	District
Land:	15,847,815	15,847,815	Home Improvement:	121,722	Farm:	20,010,133	20,010,133	PTELL:			
Farm Land:	10,804,170	10,804,170	Owner Occupied:	3,324,000	Residential:	43,407,036	43,407,036	New Property EAV:	332,427		332,427
Building:	42,321,007	42,321,007	Senior Citizen:	800,000	Commercial:	2,307,489	2,307,489	Annexations EAV:	0		0
Farm Building:	1,955,965	1,955,965	Veteran:	0	Industrial:	0	0	Disconnection EAV:	0		0
State Assessed:	0	0	Senior Assessment Freez	435,242	Mineral:	2,970	2,970	Recovered TIF EAV:	0		0
	70,928,957	70,928,957	Abatement:	0	Pollution Control:	0	0	Aggregate Extension:	0		
Less Assessments < 150	-328	-328	Development:	0	State Railroad:	0	0	Rate Increase:	0.00000		
	70,928,629	70,928,629	Solar:	0	Local Railroad:	0	0	TIF Loss EAV:	0		
			Owner Occupied 50%:	0		65,727,628	65,727,628	EZ EAV Reduction:	0		
Less Exemptions		-5,201,001	Returning Veteran:	0	Overlapping Counties			EZ Tax Reduction:	0.00		
Net Taxable Value		65,727,628	Disabled Person:	4,000	Grundy (Actual)		1,402,313	Industrial Tax Abatement:	0.00		
			Disabled Veteran 50%:	10,000							
			Disabled Veteran 70%:	499,280	67,129,941						
			Leasehold Owner:	0							
			Natural Disaster:	0							
			Disabled Veteran 30%:	6,757							
			5,201,001								

Fund	Levy Request	Max Rate	Auto Set To Max	Calculated Rate	Calculated Taxes	PTELL Factor	PTELL Rate	(w/overrides) Final Rate	Final Taxes	% of Total
002 Education	860,000	1.27000		1.27000	834,739.62			1.27000	834,739.62	48.18%
003 Bonds And Int	467,555	0.00000		0.69650	457,792.23			0.69650	457,792.23	26.42%
004 Building	170,000	0.25000		0.25000	164,318.82			0.25000	164,318.82	9.48%
005 I.M.R.F	30,000	0.00000		0.04469	29,373.63			0.04469	29,373.63	1.70%
030 Transportation	82,000	0.12000		0.12000	78,873.03			0.12000	78,873.03	4.55%
031 Working Cash	35,000	0.05000		0.05000	32,863.76			0.05000	32,863.76	1.90%
033 Special Education	14,000	0.02000		0.02000	13,145.51			0.02000	13,145.51	0.76%
035 Liability Insurance	80,000	0.00000		0.11918	78,334.07			0.11918	78,334.07	4.52%
047 Social Security	30,000	0.00000		0.04469	29,373.63			0.04469	29,373.63	1.70%
057 Lease	14,000	0.05000		0.02086	13,710.76			0.02086	13,710.76	0.79%
	1,782,555			2.63592	1,732,525.06			2.63592	1,732,525.06	100.00%

Jennifer Ebner

Assessed (BoR Eq.)	State Equalized (1.00000)	Exemptions	Amount	State Category	Net Taxable Value	After EZ & TIF	Other Information	County	District
Land:	16,186,507	16,186,507	Home Improvement:	63,216	Farm:	9,201,538	8,999,109	PTELL:	
Farm Land:	4,153,324	4,153,324	Owner Occupied:	1,794,000	Residential:	35,143,993	16,441,460	New Property EAV:	29,162 29,162
Building:	45,715,508	45,715,508	Senior Citizen:	511,367	Commercial:	10,085,849	5,625,953	Annexations EAV:	0 0
Farm Building:	712,607	712,607	Veteran:	0	Industrial:	9,098,960	8,485,069	Disconnection EAV:	0 0
State Assessed:	534,407	534,407	Senior Assessment Freez	469,314	Mineral:	0	0	Recovered TIF EAV:	0 0
	67,302,353	67,302,353	Abatement:	0	Pollution Control:	0	0	Aggregate Extension:	0
Less Assessments < 150	-2,333	-2,333	Development:	0	State Railroad:	534,407	534,407	Rate Increase:	0.00000
	67,300,020	67,300,020	Solar:	0	Local Railroad:	0	0	TIF Loss EAV:	23,978,749
			Owner Occupied 50%:	0		64,064,747	40,085,998	EZ EAV Reduction:	0
Less Exemptions		-3,235,273	Returning Veteran:	0	Overlapping Counties			EZ Tax Reduction:	0.00
Net Taxable Value		64,064,747	Disabled Person:	10,000				Industrial Tax Abatement:	0.00
			Disabled Veteran 50%:	10,000					
			Disabled Veteran 70%:	374,876					
			Leasehold Owner:	0					
			Natural Disaster:	0					
			Disabled Veteran 30%:	2,500					
				3,235,273					

Fund	Levy Request	Max Rate	Auto Set To Max	Calculated Rate	Calculated Taxes	PTELL Factor	PTELL Rate	(w/overrides) Final Rate	Final Taxes	% of Total
002 Education	704,071	1.77000		1.75641	704,074.50			1.75641	704,074.50	62.21%
003 Bonds And Int	36,220	0.00000		0.09036	36,221.71			0.09036	36,221.71	3.20%
004 Building	159,112	0.40000		0.39693	159,113.36			0.39693	159,113.36	14.06%
005 I.M.R.F	18,503	0.00000		0.04616	18,503.70			0.04616	18,503.70	1.63%
030 Transportation	47,734	0.12000		0.11908	47,734.41			0.11908	47,734.41	4.22%
031 Working Cash	19,889	0.05000		0.04962	19,890.67			0.04962	19,890.67	1.76%
032 Fire Prevent/Safety	19,889	0.05000		0.04962	19,890.67			0.04962	19,890.67	1.76%
033 Special Education	7,956	0.02000		0.01985	7,957.07			0.01985	7,957.07	0.70%
035 Liability Insurance	69,004	0.00000		0.17214	69,004.04			0.17214	69,004.04	6.10%
047 Social Security	29,507	0.00000		0.07361	29,507.30			0.07361	29,507.30	2.61%
057 Lease	19,889	0.05000		0.04962	19,890.67			0.04962	19,890.67	1.76%
	1,131,774			2.82340	1,131,788.10			2.82340	1,131,788.10	100.00%

Jennifer Ebner

5/22/2023 9:03 am

G289 - MENDOTA G#289

Tax Year 2022											
Assessed (BoR Eq.)		State Equalized (1.00000)	Exemptions		Amount	State Category	Net Taxable Value	After EZ & TIF	Other Information	County	District
Land:	31,012,697	31,012,697	Home Improvement:	502,262	Farm:	60,586,938	60,478,652	PTELL:			
Farm Land:	43,543,288	43,543,288	Owner Occupied:	14,642,188	Residential:	94,571,584	94,268,577	New Property EAV:	686,431	686,431	
Building:	153,053,394	153,053,394	Senior Citizen:	4,401,836	Commercial:	26,331,587	25,548,975	Annexations EAV:	0	0	
Farm Building:	5,567,267	5,567,267	Veteran:	0	Industrial:	27,785,053	19,667,700	Disconnection EAV:	0	0	
State Assessed:	8,049,353	8,049,353	Senior Assessment Freez	2,976,436	Mineral:	300	300	Recovered TIF EAV:	13,693,345	13,693,345	
	241,225,999	241,225,999	Abatement:	0	Pollution Control:	1,534	1,534	Aggregate Extension:	0		
Less Assessments < 150	-1,868	-1,868	Development:	0	State Railroad:	8,047,755	8,047,755	Rate Increase:	0.00000		
	241,224,131	241,224,131	Solar:	0	Local Railroad:	0	0	TIF Loss EAV:	9,311,258		
Less Exemptions		-23,899,380	Owner Occupied 50%:	0		217,324,751	208,013,493	EZ EAV Reduction:	0		
Net Taxable Value		217,324,751	Returning Veteran:	0	Overlapping Counties			EZ Tax Reduction:	0.00		
			Disabled Person:	58,000	Bureau (Actual)		10,583,718	Industrial Tax Abatement:	0.00		
			Disabled Veteran 50%:	45,000	Lee (Actual)		54,395,223				
			Disabled Veteran 70%:	1,266,158							
			Leasehold Owner:	0			272,992,434				
			Natural Disaster:	0							
			Disabled Veteran 30%:	7,500							
				23,899,380							

Fund		Levy Request	Max Rate	Auto Set To Max	Calculated Rate	Calculated Taxes	PTELL Factor	PTELL Rate	(w/overrides) Final Rate	Final Taxes	% of Total
002	Education	3,939,840	1.44000		1.44000	2,995,394.33			1.44000	2,995,394.33	53.35%
003	Bonds And Int	1,024,881	0.00000		0.37543	780,945.07			0.37543	780,945.07	13.91%
004	Building	684,000	0.25000		0.25000	520,033.74			0.25000	520,033.74	9.26%
005	I.M.R.F	109,440	0.00000		0.04009	83,392.61			0.04009	83,392.61	1.49%
030	Transportation	328,320	0.12000		0.12000	249,616.19			0.12000	249,616.19	4.45%
031	Working Cash	136,800	0.05000		0.05000	104,006.75			0.05000	104,006.75	1.85%
032	Fire Prevent/Safety	136,800	0.05000		0.05000	104,006.75			0.05000	104,006.75	1.85%
033	Special Education	54,720	0.02000		0.02000	41,602.70			0.02000	41,602.70	0.74%
035	Liability Insurance	719,568	0.00000		0.26359	548,302.77			0.26359	548,302.77	9.77%
047	Social Security	109,440	0.00000		0.04009	83,392.61			0.04009	83,392.61	1.49%
057	Lease	136,800	0.05000		0.05000	104,006.75			0.05000	104,006.75	1.85%
		7,380,609			2.69920	5,614,700.27			2.69920	5,614,700.27	100.00%

Jennifer Ebner

I, JENNIFER EBNER, County Clerk for LASALLE County Illinois, do hereby certify this report to be a true and complete copy of the 2022 extension information.

5/22/2023 9:03 am

H018 - NEWARK H#18

Tax Year 2022											
Assessed (BoR Eq.)		State Equalized (1.00000)	Exemptions		Amount	State Category	Net Taxable Value	After EZ & TIF	Other Information	County	District
Land:	1,274,771	1,274,771	Home Improvement:	14,454	Farm:	4,630,792	4,630,792	PTELL:			
Farm Land:	2,389,765	2,389,765	Owner Occupied:	378,000	Residential:	3,947,851	3,947,851	New Property EAV:	20,854		577,605
Building:	5,211,356	5,211,356	Senior Citizen:	70,000	Commercial:	117,668	117,668	Annexations EAV:	0		0
Farm Building:	337,188	337,188	Veteran:	0	Industrial:	0	0	Disconnection EAV:	0		0
State Assessed:	65,326	65,326	Senior Assessment Freez	46,779	Mineral:	2,970	2,970	Recovered TIF EAV:	0		0
	9,278,406	9,278,406	Abatement:	0	Pollution Control:	0	0	Aggregate Extension:	0		
Less Assessments < 150	-309	-309	Development:	0	State Railroad:	65,326	65,326	Rate Increase:	0.00000		
	9,278,097	9,278,097	Solar:	0	Local Railroad:	0	0	TIF Loss EAV:	0		
			Owner Occupied 50%:	0		8,764,607	8,764,607	EZ EAV Reduction:	0		
Less Exemptions		-513,490	Returning Veteran:	0	Overlapping Counties			EZ Tax Reduction:	0.00		
Net Taxable Value		8,764,607	Disabled Person:	0	Grundy (Actual)		7,102,487	Industrial Tax Abatement:	0.00		
			Disabled Veteran 50%:	0	Kendall (Actual)		125,989,939				
			Disabled Veteran 70%:	0							
			Leasehold Owner:	0			141,857,033				
			Natural Disaster:	0							
			Disabled Veteran 30%:	4,257							
				513,490							

Fund	Levy Request	Max Rate	Auto Set To Max	Calculated Rate	Calculated Taxes	PTELL Factor	PTELL Rate	(w/overrides) Final Rate	Final Taxes	% of Total
002 Education	2,366,854	1.67000		1.66848	146,235.69			1.66848	146,235.69	73.16%
003 Bonds And Int	0	0.00000		0.00000	0.00			0.00000	0.00	0.00%
004 Building	345,000	0.25000		0.24321	21,316.40			0.24321	21,316.40	10.66%
005 I.M.R.F	84,105	0.00000		0.05929	5,196.54			0.05929	5,196.54	2.60%
030 Transportation	169,469	0.12000		0.11947	10,471.08			0.11947	10,471.08	5.24%
031 Working Cash	70,550	0.05000		0.04974	4,359.52			0.04974	4,359.52	2.18%
032 Fire Prevent/Safety	70,550	0.05000		0.04974	4,359.52			0.04974	4,359.52	2.18%
033 Special Education	25,132	0.02000		0.01772	1,553.09			0.01772	1,553.09	0.78%
035 Liability Insurance	25,000	0.00000		0.01763	1,545.20			0.01763	1,545.20	0.77%
047 Social Security	78,568	0.00000		0.05539	4,854.72			0.05539	4,854.72	2.43%
057 Lease	0	0.05000		0.00000	0.00			0.00000	0.00	0.00%
	3,235,228			2.28067	199,891.76			2.28067	199,891.76	100.00%

Jennifer Ebner

5/22/2023 9:03 am

H040 - STREATOR H#40

Tax Year 2022											
Assessed (BoR Eq.)		State Equalized (1.00000)	Exemptions		Amount	State Category	Net Taxable Value	After EZ & TIF	Other Information	County	District
Land:	35,264,321	35,264,321	Home Improvement:	594,101	Farm:	43,705,792	43,658,729	PTELL:			
Farm Land:	32,512,762	32,512,762	Owner Occupied:	29,562,195	Residential:	129,585,928	128,628,494	New Property EAV:	700,708		700,708
Building:	225,675,045	225,675,045	Senior Citizen:	8,266,506	Commercial:	38,615,197	32,284,447	Annexations EAV:	0		0
Farm Building:	2,512,004	2,512,004	Veteran:	0	Industrial:	38,547,005	37,730,833	Disconnection EAV:	0		0
State Assessed:	10,105,070	10,105,070	Senior Assessment Freez	4,635,585	Mineral:	21,290	21,290	Recovered TIF EAV:	0		0
	306,069,202	306,069,202	Abatement:	0	Pollution Control:	0	0	Aggregate Extension:	0		
Less Assessments < 150	-3,059	-3,059	Development:	0	State Railroad:	10,105,046	10,105,046	Rate Increase:	0.00000		
	306,066,143	306,066,143	Solar:	0	Local Railroad:	610	610	TIF Loss EAV:	8,151,419		
			Owner Occupied 50%:	0		260,580,868	252,429,449	EZ EAV Reduction:	0		
Less Exemptions		-45,485,275	Returning Veteran:	0	Overlapping Counties			EZ Tax Reduction:	0.00		
Net Taxable Value		260,580,868	Disabled Person:	400,928	Livingston (Actual)		3,565,537	Industrial Tax Abatement:	0.00		
			Disabled Veteran 50%:	79,414			255,994,986				
			Disabled Veteran 70%:	1,931,952							
			Leasehold Owner:	0							
			Natural Disaster:	0							
			Disabled Veteran 30%:	14,594							
				45,485,275							

Fund		Levy Request	Max Rate	Auto Set To Max	Calculated Rate	Calculated Taxes	PTELL Factor	PTELL Rate	(w/overrides) Final Rate	Final Taxes	% of Total
002	Education	4,113,079	1.62000		1.60671	4,055,809.09			1.60671	4,055,809.09	53.91%
003	Bonds And Int	1,055,138	0.00000		0.41218	1,040,463.67			0.41218	1,040,463.67	13.83%
004	Building	634,734	0.25000		0.24795	625,898.80			0.24795	625,898.80	8.32%
005	I.M.R.F	90,000	0.00000		0.03516	88,754.19			0.03516	88,754.19	1.18%
030	Transportation	304,673	0.12000		0.11902	300,441.52			0.11902	300,441.52	3.99%
031	Working Cash	126,947	0.05000		0.04959	125,179.76			0.04959	125,179.76	1.66%
033	Special Education	50,779	0.02000		0.01984	50,082.00			0.01984	50,082.00	0.67%
035	Liability Insurance	800,000	0.00000		0.31251	788,867.25			0.31251	788,867.25	10.49%
047	Social Security	200,000	0.00000		0.07813	197,223.12			0.07813	197,223.12	2.62%
057	Lease	126,947	0.05000		0.04959	125,179.76			0.04959	125,179.76	1.66%
032	Fire Prevent/Safety	126,947	0.05000		0.04959	125,179.76			0.04959	125,179.76	1.66%
		7,629,244			2.98027	7,523,078.92			2.98027	7,523,078.92	100.00%

Jennifer Ebner

I, JENNIFER EBNER, County Clerk for LASALLE County Illinois, do hereby certify this report to be a true and complete copy of the 2022 extension information.

Tax Year 2022										
	Assessed (BoR Eq.)	State Equalized (1.00000)	Exemptions	Amount	State Category	Net Taxable Value	After EZ & TIF	Other Information	County	District
Land:	139,807,048	139,807,048	Home Improvement:	2,241,973	Farm:	72,829,406	70,605,622	PTELL:		
Farm Land:	47,903,123	47,903,123	Owner Occupied:	51,359,113	Residential:	386,501,126	349,712,235	New Property EAV:	4,039,144	4,039,144
Building:	600,240,435	600,240,435	Senior Citizen:	14,174,759	Commercial:	178,282,128	148,825,118	Annexations EAV:	0	0
Farm Building:	4,836,510	4,836,510	Veteran:	9,700	Industrial:	71,736,220	65,152,439	Disconnection EAV:	0	0
State Assessed:	2,239,667	2,239,667	Senior Assessment Freez	10,948,452	Mineral:	26,211	26,211	Recovered TIF EAV:	19,790,018	19,790,018
	795,026,783	795,026,783	Abatement:	0	Pollution Control:	13,652	13,652	Aggregate Extension:	0	
Less Assessments < 150	-11,678	-11,678	Development:	0	State Railroad:	2,225,892	2,225,892	Rate Increase:	0.00000	
	795,015,105	795,015,105	Solar:	0	Local Railroad:	0	0	TIF Loss EAV:	75,053,466	
			Owner Occupied 50%:	0		711,614,635	636,561,169	EZ EAV Reduction:	0	
Less Exemptions		-83,400,470	Returning Veteran:	0	Overlapping Counties			EZ Tax Reduction:	0.00	
Net Taxable Value		711,614,635	Disabled Person:	267,019	Bureau (Actual)		190,500	Industrial Tax Abatement:	0.00	
			Disabled Veteran 50%:	91,271		636,751,669				
			Disabled Veteran 70%:	4,265,048						
			Leasehold Owner:	0						
			Natural Disaster:	0						
			Disabled Veteran 30%:	43,135						
				83,400,470						

Fund		Levy Request	Max Rate	Auto Set To Max	Calculated Rate	Calculated Taxes	PTELL Factor	PTELL Rate	(w/overrides) Final Rate	Final Taxes	% of Total
002	Education	5,910,925	0.92000		0.92000	5,856,362.93			0.92000	5,856,362.93	35.79%
003	Bonds And Interest	4,411,591	0.00000		0.69283	4,410,286.87			0.69283	4,410,286.87	26.96%
004	Building	1,606,230	0.25000		0.25000	1,591,402.97			0.25000	1,591,402.97	9.73%
005	I.M.R.F	292,205	0.00000		0.04589	292,117.93			0.04589	292,117.93	1.79%
030	Transportation	770,990	0.12000		0.12000	763,873.42			0.12000	763,873.42	4.67%
031	Working Cash	321,246	0.05000		0.05000	318,280.59			0.05000	318,280.59	1.95%
032	Fire Prevent/Safety	321,246	0.05000		0.05000	318,280.59			0.05000	318,280.59	1.95%
033	Special Education	128,498	0.02000		0.02000	127,312.24			0.02000	127,312.24	0.78%
035	Liability Insurance	2,006,760	0.00000		0.31516	2,006,186.24			0.31516	2,006,186.24	12.26%
047	Social Security	359,217	0.00000		0.05642	359,147.82			0.05642	359,147.82	2.20%
057	Lease	321,246	0.05000		0.05000	318,280.59			0.05000	318,280.59	1.95%
		16,450,154			2.57030	16,361,532.19			2.57030	16,361,532.19	100.00%

Jennifer Ebner

Tax Year 2022											
Assessed (BoR Eq.)		State Equalized (1.00000)	Exemptions		Amount	State Category	Net Taxable Value	After EZ & TIF	Other Information	County	District
Land:	170,728,585	170,728,585	Home Improvement:	1,450,162	Farm:	98,964,900	98,055,144	PTELL:			
Farm Land:	64,063,555	64,063,555	Owner Occupied:	53,782,574	Residential:	489,365,140	469,117,670	New Property EAV:	4,728,850	4,728,850	
Building:	632,135,751	632,135,751	Senior Citizen:	14,093,399	Commercial:	140,258,416	87,822,479	Annexations EAV:	0	0	
Farm Building:	7,265,918	7,265,918	Veteran:	90,835	Industrial:	55,715,444	52,558,199	Disconnection EAV:	0	0	
State Assessed:	5,858,000	5,858,000	Senior Assessment Freez	12,142,832	Mineral:	3,923	923	Recovered TIF EAV:	0	0	
	880,051,809	880,051,809	Abatement:	0	Pollution Control:	1,724	1,724	Aggregate Extension:	0		
Less Assessments < 150	-8,446	-8,446	Development:	0	State Railroad:	5,855,800	5,855,800	Rate Increase:	0.00000		
	880,043,363	880,043,363	Solar:	0	Local Railroad:	0	0	TIF Loss EAV:	76,753,408		
			Owner Occupied 50%:	0		790,165,347	713,411,939	EZ EAV Reduction:	0		
Less Exemptions		-89,878,016	Returning Veteran:	0	Overlapping Counties			EZ Tax Reduction:	0.00		
Net Taxable Value		790,165,347	Disabled Person:	363,268				Industrial Tax Abatement:	0.00		
			Disabled Veteran 50%:	110,879							
			Disabled Veteran 70%:	7,720,960							
			Leasehold Owner:	0							
			Natural Disaster:	78,107							
			Disabled Veteran 30%:	45,000							
				89,878,016							

Fund	Levy Request	Max Rate	Auto Set To Max	Calculated Rate	Calculated Taxes	PTELL Factor	PTELL Rate	(w/overrides) Final Rate	Final Taxes	% of Total
002 Education	9,117,500	1.27000		1.27000	9,060,331.01			1.27000	9,060,331.01	52.60%
003 Bonds And Int	2,692,080	0.00000		0.37736	2,692,131.12			0.37736	2,692,131.12	15.63%
004 Building	1,794,700	0.25000		0.25000	1,783,529.73			0.25000	1,783,529.73	10.35%
005 I.M.R.F	235,000	0.00000		0.03295	235,069.22			0.03295	235,069.22	1.36%
030 Transportation	861,400	0.12000		0.12000	856,094.27			0.12000	856,094.27	4.97%
031 Working Cash	358,900	0.05000		0.05000	356,705.95			0.05000	356,705.95	2.07%
033 Special Education	143,500	0.02000		0.02000	142,682.38			0.02000	142,682.38	0.83%
035 Liability Insurance	1,150,000	0.00000		0.16120	1,150,019.97			0.16120	1,150,019.97	6.68%
047 Social Security	235,000	0.00000		0.03295	235,069.22			0.03295	235,069.22	1.36%
057 Lease	358,900	0.05000		0.05000	356,705.95			0.05000	356,705.95	2.07%
032 Fire Prevent/Safety	358,900	0.05000		0.05000	356,705.95			0.05000	356,705.95	2.07%
	17,305,880			2.41446	17,225,044.77			2.41446	17,225,044.77	100.00%

Jennifer Ebner

Tax Year 2022

		Levy	Max	Auto Set	Calculated	Calculated	PTELL	PTELL	(w/overrides)	Final	% of
Fund		Request	Rate	To Max	Rate	Taxes	Factor	Rate	Final Rate	Taxes	Total
002	Education	8,000,000	0.92000		0.92000	6,191,851.17			0.92000	6,191,851.17	53.23%
004	Building	2,350,000	0.25000		0.25000	1,682,568.25			0.25000	1,682,568.25	14.46%
005	I.M.R.F	400,000	0.00000		0.04938	332,341.04			0.03200	215,368.74	1.85%
030	Transportation	1,100,000	0.12000		0.12000	807,632.76			0.12000	807,632.76	6.94%
031	Working Cash	450,000	0.05000		0.05000	336,513.65			0.05000	336,513.65	2.89%
032	Fire Prevent/Safety	450,000	0.05000		0.05000	336,513.65			0.05000	336,513.65	2.89%
033	Special Education	205,000	0.02000		0.02000	134,605.46			0.02000	134,605.46	1.16%
035	Liability Insurance	1,650,000	0.00000		0.20366	1,370,688.07			0.19601	1,319,200.81	11.34%
047	Social Security	300,000	0.00000		0.03703	249,222.13			0.04037	271,701.12	2.34%
057	Lease	415,000	0.05000		0.05000	336,513.65			0.05000	336,513.65	2.89%
003	Bonds And Int	0	0.00000		0.00000	0.00			0.00000	0.00	0.00%
		15,320,000			1.75007	11,778,449.83			1.72838	11,632,469.26	100.00%

I, JENNIFER EBNER, County Clerk for LASALLE County Illinois, do hereby certify this report to be a true and complete copy of the 2022 extension information.

5/22/2023 9:03 am

H230 - DWIGHT H#230

Tax Year 2022											
Assessed (BoR Eq.)		State Equalized (1.00000)	Exemptions		Amount	State Category	Net Taxable Value	After EZ & TIF	Other Information	County	District
Land:	763,370	763,370	Home Improvement:	12,141	Farm:	6,369,479	6,369,479	PTELL:			
Farm Land:	4,360,169	4,360,169	Owner Occupied:	150,000	Residential:	757,308	757,308	New Property EAV:	0		0
Building:	12,791,147	12,791,147	Senior Citizen:	20,000	Commercial:	2,222	2,222	Annexations EAV:	0		0
Farm Building:	961,821	961,821	Veteran:	0	Industrial:	11,554,662	11,554,662	Disconnection EAV:	0		0
State Assessed:	1,579,480	1,579,480	Senior Assessment Freez	10,653	Mineral:	0	0	Recovered TIF EAV:	0		0
	20,455,987	20,455,987	Abatement:	0	Pollution Control:	0	0	Aggregate Extension:	0		
Less Assessments < 150	-42	-42	Development:	0	State Railroad:	1,579,480	1,579,480	Rate Increase:	0.00000		
	20,455,945	20,455,945	Solar:	0	Local Railroad:	0	0	TIF Loss EAV:	0		
Less Exemptions		-192,794	Owner Occupied 50%:	0		20,263,151	20,263,151	EZ EAV Reduction:	0		
Net Taxable Value		20,263,151	Returning Veteran:	0	Overlapping Counties			EZ Tax Reduction:	0.00		
			Disabled Person:	0	Grundy (Actual)		31,685,172	Industrial Tax Abatement:	0.00		
			Disabled Veteran 50%:	0	Livingston (Actual)		134,046,417				
			Disabled Veteran 70%:	0							
			Leasehold Owner:	0			185,994,740				
			Natural Disaster:	0							
			Disabled Veteran 30%:	0							
				192,794							

Fund	Levy Request	Max Rate	Auto Set To Max	Calculated Rate	Calculated Taxes	PTELL Factor	PTELL Rate	(w/overrides) Final Rate	Final Taxes	% of Total
002 Education	2,750,000	2.29000		1.48345	300,593.71			1.48345	300,593.71	66.75%
003 Bonds And Int	0	0.00000		0.00000	0.00			0.00000	0.00	0.00%
004 Building	717,500	0.43000		0.38705	78,428.53			0.38705	78,428.53	17.42%
005 I.M.R.F	100,000	0.00000		0.05395	10,931.97			0.05395	10,931.97	2.43%
030 Transportation	200,000	0.12000		0.10789	21,861.91			0.10789	21,861.91	4.86%
033 Special Education	33,000	0.02000		0.01781	3,608.87			0.01781	3,608.87	0.80%
035 Liability Insurance	160,000	0.00000		0.08631	17,489.13			0.08631	17,489.13	3.88%
047 Social Security	75,000	0.00000		0.04046	8,198.47			0.04046	8,198.47	1.82%
031 Working Cash	84,000	0.05000		0.04532	9,183.26			0.04532	9,183.26	2.04%
109 Prior Year Adjustment	0	0.00000		0.00000	0.00			0.00000	0.00	0.00%
	4,119,500			2.22224	450,295.85			2.22224	450,295.85	100.00%

Jennifer Ebner

5/22/2023 9:03 am

H280 - MENDOTA H#280

Tax Year 2022											
Assessed (BoR Eq.)		State Equalized (1.00000)	Exemptions		Amount	State Category	Net Taxable Value	After EZ & TIF	Other Information	County	District
Land:	31,214,828	31,214,828	Home Improvement:	502,262	Farm:	62,648,362	62,540,076	PTELL:			
Farm Land:	44,951,606	44,951,606	Owner Occupied:	14,702,188	Residential:	94,854,559	94,551,552	New Property EAV:	816,042		816,042
Building:	153,823,734	153,823,734	Senior Citizen:	4,411,836	Commercial:	26,331,587	25,548,975	Annexations EAV:	0		0
Farm Building:	5,614,892	5,614,892	Veteran:	0	Industrial:	27,785,053	19,667,700	Disconnection EAV:	0		0
State Assessed:	8,049,353	8,049,353	Senior Assessment Freez	2,990,451	Mineral:	300	300	Recovered TIF EAV:	13,693,345		13,693,345
	243,654,413	243,654,413	Abatement:	0	Pollution Control:	1,534	1,534	Aggregate Extension:	0		
Less Assessments < 150	-1,868	-1,868	Development:	0	State Railroad:	8,047,755	8,047,755	Rate Increase:	0.00000		
	243,652,545	243,652,545	Solar:	0	Local Railroad:	0	0	TIF Loss EAV:	9,311,258		
			Owner Occupied 50%:	0		219,669,150	210,357,892	EZ EAV Reduction:	0		
Less Exemptions		-23,983,395	Returning Veteran:	0	Overlapping Counties			EZ Tax Reduction:	0.00		
Net Taxable Value		219,669,150	Disabled Person:	58,000	Bureau (Actual)		10,583,718	Industrial Tax Abatement:	0.00		
			Disabled Veteran 50%:	45,000	Lee (Actual)		54,395,223				
			Disabled Veteran 70%:	1,266,158							
			Leasehold Owner:	0			275,336,833				
			Natural Disaster:	0							
			Disabled Veteran 30%:	7,500							
				23,983,395							

Fund	Levy Request	Max Rate	Auto Set To Max	Calculated Rate	Calculated Taxes	PTELL Factor	PTELL Rate	(w/overrides) Final Rate	Final Taxes	% of Total
002 Education	3,794,007	1.37000		1.37000	2,881,903.25			1.37000	2,881,903.25	62.31%
003 Bonds And Interest	363,800	0.00000		0.13213	277,945.89			0.13213	277,945.89	6.01%
004 Building	692,337	0.25000		0.25000	525,894.75			0.25000	525,894.75	11.37%
005 I.M.R.F	50,000	0.00000		0.01816	38,200.99			0.01816	38,200.99	0.83%
030 Transportation	332,322	0.12000		0.12000	252,429.48			0.12000	252,429.48	5.46%
031 Working Cash	138,467	0.05000		0.05000	105,178.95			0.05000	105,178.95	2.27%
033 Special Education	55,387	0.02000		0.02000	42,071.58			0.02000	42,071.58	0.91%
035 Liability Insurance	350,000	0.00000		0.12712	267,406.96			0.12712	267,406.96	5.78%
047 Social Security	140,000	0.00000		0.05085	106,966.99			0.05085	106,966.99	2.31%
057 Lease	55,386	0.05000		0.02012	42,324.01			0.02012	42,324.01	0.92%
032 Fire Prevent/Safety	110,773	0.05000		0.04024	84,648.02			0.04024	84,648.02	1.83%
	6,082,479			2.19862	4,624,970.87			2.19862	4,624,970.87	100.00%

Jennifer Ebner

I, JENNIFER EBNER, County Clerk for LASALLE County Illinois, do hereby certify this report to be a true and complete copy of the 2022 extension information.

5/22/2023 9:03 am

J513 - IVCC J513

Tax Year 2022

		State Equalized (1.00000)			State Category	Net Taxable Value	After EZ & TIF	Other Information	County	District
Assessed (BoR Eq.)			Exemptions	Amount						
Land:	463,816,877	463,816,877	Home Improvement:	5,530,679	Farm:	459,758,703	456,291,494	PTELL:		
Farm Land:	312,298,065	312,298,065	Owner Occupied:	172,065,405	Residential:	1,305,436,007	1,246,776,876	New Property EAV:	12,488,695	12,488,695
Building:	2,440,423,411	2,440,423,411	Senior Citizen:	46,343,908	Commercial:	437,043,646	347,798,090	Annexations EAV:	0	0
Farm Building:	32,151,605	32,151,605	Veteran:	150,906	Industrial:	766,950,203	741,994,900	Disconnection EAV:	0	0
State Assessed:	40,518,300	40,518,300	Senior Assessment Freez	35,336,899	Mineral:	76,168	73,168	Recovered TIF EAV:	34,209,963	34,209,963
	3,289,208,258	3,289,208,258	Abatement:	0	Pollution Control:	119,059	119,059	Aggregate Extension:	0	
Less Assessments < 150	-31,059	-31,059	Development:	0	State Railroad:	40,398,538	40,398,538	Rate Increase:	0.00000	
	3,289,177,199	3,289,177,199	Solar:	0	Local Railroad:	11,360	11,360	TIF Loss EAV:	176,330,199	
Less Exemptions		-279,383,515	Owner Occupied 50%:	0		3,009,793,684	2,833,463,485	EZ EAV Reduction:	0	
Net Taxable Value		3,009,793,684	Returning Veteran:	5,000	Overlapping Counties			EZ Tax Reduction:	0.00	
			Disabled Person:	1,195,215	Bureau (Actual)		640,721,068	Industrial Tax Abatement:	22,793.86	
			Disabled Veteran 50%:	386,564	Dekalb (Actual)		2,777,265			
			Disabled Veteran 70%:	18,096,785	Grundy (Actual)		27,157,735			
			Leasehold Owner:	0	Lee (Actual)		56,381,803			
			Natural Disaster:	136,925	Marshall (Actual)		124,331,827			
			Disabled Veteran 30%:	135,229	Putnam (Actual)		224,416,278			
				279,383,515	Livingston (Actual)		81,357,418			
							3,990,606,879			

Fund		Levy Request	Max Rate	Auto Set To Max	Calculated Rate	Calculated Taxes	PTELL Factor	PTELL Rate	(w/overrides) Final Rate	Final Taxes	% of Total
002	Education	5,174,085	0.13000		0.12968	3,666,215.22			0.12968	3,666,215.22	36.07%
003	Bonds And Interest	0	0.00000		0.00000	0.00			0.00000	0.00	0.00%
004	Building	1,592,026	0.04000		0.03990	1,128,022.73			0.03990	1,128,022.73	11.10%
027	Audit	43,500	0.00500		0.00110	31,098.37			0.00110	31,098.37	0.31%
032	Fire Prevent/Safety	1,508,445	0.05000		0.03781	1,068,935.82			0.03781	1,068,935.82	10.52%
047	Social Security	200,000	0.00000		0.00502	141,921.66			0.00502	141,921.66	1.40%
149	Additional Tax	4,477,574	0.11330		0.11222	3,172,599.26			0.11222	3,172,599.26	31.21%
035	Liability Insurance	1,350,000	0.00000		0.03384	956,698.97			0.03384	956,698.97	9.41%
109	Prior Year Adjustment	0	0.00000		0.00000	0.00			0.00000	0.00	0.00%
		14,345,630			0.35957	10,165,492.03			0.35957	10,165,492.03	100.00%

Jennifer Ebner

5/22/2023 9:03 am

J516 - WAUBONSEE J516

Tax Year 2022											
Assessed (BoR Eq.)		State Equalized (1.00000)	Exemptions		Amount	State Category	Net Taxable Value	After EZ & TIF	Other Information	County	District
Land:	77,260,770	77,260,770	Home Improvement:	300,729	Farm:	47,188,108	47,188,108	PTELL:			
Farm Land:	23,963,822	23,963,822	Owner Occupied:	15,565,840	Residential:	217,389,041	217,389,041	New Property EAV:	1,500,464	129,581,600	
Building:	196,216,329	196,216,329	Senior Citizen:	2,965,000	Commercial:	8,832,803	8,832,803	Annexations EAV:	0	0	
Farm Building:	3,432,449	3,432,449	Veteran:	66,828	Industrial:	1,591,941	1,591,941	Disconnection EAV:	0	0	
State Assessed:	4,320,358	4,320,358	Senior Assessment Freez	3,608,908	Mineral:	0	0	Recovered TIF EAV:	0	0	
	305,193,728	305,193,728	Abatement:	0	Pollution Control:	0	0	Aggregate Extension:	47,874,152		
Less Assessments < 150	-1,487	-1,487	Development:	0	State Railroad:	4,320,342	4,320,342	Rate Increase:	0.00000		
	305,192,241	305,192,241	Solar:	0	Local Railroad:	0	0	TIF Loss EAV:	0		
Less Exemptions		-25,870,006	Owner Occupied 50%:	0		279,322,235	279,322,235	EZ EAV Reduction:	0		
Net Taxable Value		279,322,235	Returning Veteran:	0	Overlapping Counties			EZ Tax Reduction:	0.00		
			Disabled Person:	70,000	Dekalb (Actual)		424,561,113	Industrial Tax Abatement:	0.00		
			Disabled Veteran 50%:	30,000	Kane (Actual)		7,287,004,593				
			Disabled Veteran 70%:	3,242,701	Kendall (Actual)		3,495,314,275				
			Leasehold Owner:	0	Will (Actual)		410,593,041				
			Natural Disaster:	0							
			Disabled Veteran 30%:	20,000			11,896,795,257				
				25,870,006							

Fund	Levy Request	Max Rate	Auto Set To Max	Calculated Rate	Calculated Taxes	PTELL Factor	PTELL Rate	(w/overrides) Final Rate	Final Taxes	% of Total
002 Education	42,288,737	0.75000		0.35547	992,906.75	0.98327	0.34952	0.34952	976,286.58	75.35%
003 Bonds And Interest	4,356,816	0.00000		0.03663	102,315.68			0.03663	102,315.68	7.90%
004 Building	7,899,691	0.10000		0.06641	185,497.90	0.98327	0.06530	0.06530	182,397.33	14.08%
027 Audit	100,884	0.00500		0.00085	2,374.24	0.98327	0.00084	0.00084	2,346.31	0.18%
035 Liability Insurance	1,394,480	0.00000		0.01173	32,764.50	0.98327	0.01153	0.01153	32,205.84	2.49%
209 Prior Year Adj (Sb508)	4,186	0.00000		0.00004	111.73			0.00004	111.73	0.01%
	56,044,794			0.47113	1,315,970.79		0.42719	0.46386	1,295,663.47	100.00%


Jennifer Ebner

5/22/2023 9:03 am

J523 - KISHWAUKEE J523

Tax Year 2022											
Assessed (BoR Eq.)		State Equalized (1.00000)	Exemptions		Amount	State Category	Net Taxable Value	After EZ & TIF	Other Information	County	District
Land:	0	0	Home Improvement:	0	Farm:	25,161	25,161	PTELL:			
Farm Land:	25,161	25,161	Owner Occupied:	0	Residential:	0	0	New Property EAV:	0		0
Building:	0	0	Senior Citizen:	0	Commercial:	0	0	Annexations EAV:	0		0
Farm Building:	0	0	Veteran:	0	Industrial:	0	0	Disconnection EAV:	0		0
State Assessed:	0	0	Senior Assessment Freez	0	Mineral:	0	0	Recovered TIF EAV:	0		0
	25,161	25,161	Abatement:	0	Pollution Control:	0	0	Aggregate Extension:	0		
	0	0	Development:	0	State Railroad:	0	0	Rate Increase:	0.00000		
			Solar:	0	Local Railroad:	0	0	TIF Loss EAV:	0		
			Owner Occupied 50%:	0		25,161	25,161	EZ EAV Reduction:	0		
Less Exemptions		0	Returning Veteran:	0	Overlapping Counties			EZ Tax Reduction:	0.00		
Net Taxable Value		25,161	Disabled Person:	0	Boone (Actual)		8,135,845	Industrial Tax Abatement:	0.00		
			Disabled Veteran 50%:	0	Dekalb (Actual)		2,234,523,873				
			Disabled Veteran 70%:	0	Kane (Actual)		11,233,636				
			Leasehold Owner:	0	Lee (Actual)		117,627,501				
			Natural Disaster:	0	Ogle (Actual)		510,621,609				
			Disabled Veteran 30%:	0	Winnebago (Actual)		760,781				
				0			2,882,928,406				

Fund	Levy Request	Max Rate	Auto Set To Max	Calculated Rate	Calculated Taxes	PTELL Factor	PTELL Rate	(w/overrides) Final Rate	Final Taxes	% of Total
002 Education	7,602,126	0.27500		0.26370	66.35			0.26370	66.35	43.47%
003 Bonds And Interest	4,592,961	0.00000		0.15932	40.09			0.15932	40.09	26.27%
004 Building	2,073,307	0.07500		0.07192	18.10			0.07192	18.10	11.86%
027 Audit	93,990	0.00500		0.00327	0.82			0.00327	0.82	0.54%
035 Liability Insurance	1,431,964	0.00000		0.04968	12.50			0.04968	12.50	8.19%
047 Social Security	309,614	0.00000		0.01074	2.70			0.01074	2.70	1.77%
032 Fire Prevent/Safety	1,382,205	0.05000		0.04795	12.06			0.04795	12.06	7.90%
	17,486,167			0.60658	152.62			0.60658	152.62	100.00%



I, JENNIFER EBNER, County Clerk for LASALLE County Illinois, do hereby certify this report to be a true and complete copy of the 2022 extension information.

Tax Year 2022											
Assessed (BoR Eq.)		State Equalized (1.00000)	Exemptions		Amount	State Category	Net Taxable Value	After EZ & TIF	Other Information	County	District
Land:	2,044,307	2,044,307	Home Improvement:	26,595	Farm:	11,085,373	11,085,373	PTELL:			
Farm Land:	6,772,592	6,772,592	Owner Occupied:	534,000	Residential:	4,705,159	4,705,159	New Property EAV:	20,854		433,071,152
Building:	18,069,781	18,069,781	Senior Citizen:	95,000	Commercial:	119,890	119,890	Annexations EAV:	0		0
Farm Building:	1,299,009	1,299,009	Veteran:	0	Industrial:	11,554,662	11,554,662	Disconnection EAV:	0		0
State Assessed:	1,644,806	1,644,806	Senior Assessment Freez	57,432	Mineral:	2,970	2,970	Recovered TIF EAV:	0		0
	29,830,495	29,830,495	Abatement:	0	Pollution Control:	0	0	Aggregate Extension:	59,965,076		
Less Assessments < 150	-351	-351	Development:	0	State Railroad:	1,644,806	1,644,806	Rate Increase:	0.00000		
	29,830,144	29,830,144	Solar:	0	Local Railroad:	0	0	TIF Loss EAV:	0		
Less Exemptions		-717,284	Owner Occupied 50%:	0		29,112,860	29,112,860	EZ EAV Reduction:	0		
Net Taxable Value		29,112,860	Returning Veteran:	0	Overlapping Counties			EZ Tax Reduction:	0.00		
			Disabled Person:	0	Cook (Actual)		943,463,198	Industrial Tax Abatement:	0.00		
			Disabled Veteran 50%:	0	Grundy (Actual)		2,407,346,108				
			Disabled Veteran 70%:	0	Kankakee (Actual)		973,042				
			Leasehold Owner:	0	Kendall (Actual)		630,266,875				
			Natural Disaster:	0	Will (Actual)		20,992,296,618				
			Disabled Veteran 30%:	4,257	Livingston (Actual)		175,852,517				
				717,284							
							25,179,311,218				

Fund	Levy Request	Max Rate	Auto Set To Max	Calculated Rate	Calculated Taxes	PTELL Factor	PTELL Rate	(w/overrides) Final Rate	Final Taxes	% of Total
002 Education	41,750,000	0.75000		0.16599	48,324.44	0.99781	0.16563	0.16563	48,219.65	58.12%
004 Building	20,625,000	0.10000		0.08200	23,872.55	0.99781	0.08182	0.08182	23,820.15	28.71%
027 Audit	81,000	0.00500		0.00033	96.07	0.99781	0.00033	0.00033	96.07	0.12%
032 Fire Prevent/Safety	1,040,000	0.10000		0.00414	1,205.27	0.99781	0.00413	0.00413	1,202.36	1.45%
035 Liability Insurance	706,000	0.00000		0.00281	818.07	0.99781	0.00280	0.00280	815.16	0.98%
003 Bonds And Interest	7,618,250	0.00000		0.03029	8,818.29			0.03029	8,818.29	10.63%
	71,820,250			0.28556	83,134.69		0.25471	0.28500	82,971.68	100.00%

Jennifer Ebner

5/22/2023 9:03 am

LY02 - REDDICK LIBRARY

Tax Year 2022											
Assessed (BoR Eq.)		State Equalized (1.00000)	Exemptions		Amount	State Category	Net Taxable Value	After EZ & TIF	Other Information	County	District
Land:	138,801,313	138,801,313	Home Improvement:	1,045,729	Farm:	44,482,063	43,636,521	PTELL:			
Farm Land:	26,213,368	26,213,368	Owner Occupied:	40,813,120	Residential:	395,019,547	374,853,988	New Property EAV:	3,746,555		3,746,555
Building:	503,615,228	503,615,228	Senior Citizen:	10,669,561	Commercial:	127,277,886	76,501,799	Annexations EAV:	0		0
Farm Building:	3,227,144	3,227,144	Veteran:	90,835	Industrial:	36,244,310	33,174,847	Disconnection EAV:	0		0
State Assessed:	4,882,846	4,882,846	Senior Assessment Freez	9,288,725	Mineral:	3,923	923	Recovered TIF EAV:	0		0
	676,739,899	676,739,899	Abatement:	0	Pollution Control:	0	0	Aggregate Extension:	0		
Less Assessments < 150	-4,995	-4,995	Development:	0	State Railroad:	4,882,510	4,882,510	Rate Increase:	0.00000		
	676,734,904	676,734,904	Solar:	0	Local Railroad:	0	0	TIF Loss EAV:	74,859,651		
			Owner Occupied 50%:	0		607,910,239	533,050,588	EZ EAV Reduction:	0		
Less Exemptions		-68,824,665	Returning Veteran:	0	Overlapping Counties			EZ Tax Reduction:	0.00		
Net Taxable Value		607,910,239	Disabled Person:	293,000				Industrial Tax Abatement:	0.00		
			Disabled Veteran 50%:	85,000							
			Disabled Veteran 70%:	6,428,088							
			Leasehold Owner:	0							
			Natural Disaster:	78,107							
			Disabled Veteran 30%:	32,500							
				68,824,665							

Fund	Levy Request	Max Rate	Auto Set To Max	Calculated Rate	Calculated Taxes	PTELL Factor	PTELL Rate	(w/overrides) Final Rate	Final Taxes	% of Total
001 Corporate	800,000	0.15000		0.15000	799,575.74			0.15000	799,575.74	54.75%
004 Building	105,000	0.02000		0.01970	105,010.95			0.01970	105,010.95	7.19%
005 I.M.R.F.	80,000	0.00000		0.01501	80,010.88			0.01501	80,010.88	5.48%
027 Audit	17,000	0.00500		0.00319	17,004.31			0.00319	17,004.31	1.16%
047 Social Security	60,000	0.00000		0.01126	60,021.49			0.01126	60,021.49	4.11%
031 Working Cash	263,000	0.05000		0.04934	263,007.11			0.04934	263,007.11	18.01%
035 Liability Insurance	135,725	0.07500		0.02547	135,767.96			0.02547	135,767.96	9.30%
	1,460,725			0.27397	1,460,398.44			0.27397	1,460,398.44	100.00%

Jennifer Ebner

Tax Year 2022																				
Assessed (BoR Eq.)			State Equalized (1.00000)		Exemptions		Amount		State Category		Net Taxable Value		After EZ & TIF		Other Information		County		District	
Land:			19,132		19,132		Home Improvement:		0		Farm:		21,585		21,585		PTELL:			
Farm Land:			21,585		21,585		Owner Occupied:		12,000		Residential:		93,347		93,347		New Property EAV:		0	
Building:			95,559		95,559		Senior Citizen:		0		Commercial:		9,344		9,344		Annexations EAV:		0	
Farm Building:			0		0		Veteran:		0		Industrial:		0		0		Disconnection EAV:		0	
State Assessed:			0		0		Senior Assessment Freez		0		Mineral:		0		0		Recovered TIF EAV:		0	
			136,276		136,276		Abatement:		0		Pollution Control:		0		0		Aggregate Extension:		0	
			0		0		Development:		0		State Railroad:		0		0		Rate Increase:		0.00000	
							Solar:		0		Local Railroad:		0		0		TIF Loss EAV:		0	
							Owner Occupied 50%:		0				124,276		124,276		EZ EAV Reduction:		0	
Less Exemptions					-12,000		Returning Veteran:		0		Overlapping Counties						EZ Tax Reduction:		0.00	
Net Taxable Value					124,276		Disabled Person:		0		Marshall (Actual)				11,430,555		Industrial Tax Abatement:		0.00	
							Disabled Veteran 50%:		0											
							Disabled Veteran 70%:		0											
							Leasehold Owner:		0											
							Natural Disaster:		0											
							Disabled Veteran 30%:		0											
									12,000											
Fund					Levy Request	Max Rate	Auto Set To Max	Calculated Rate	Calculated Taxes	PTELL Factor	PTELL Rate	(w/overrides) Final Rate	Final Taxes	% of Total						
016 Library					23,100	0.40000		0.19992	248.44			0.19992	248.44	100.00%						
					23,100			0.19992	248.44			0.19992	248.44	100.00%						

Jennifer Ebner

Tax Year 2022											
<div>Assessed (BoR Eq.)</div> <div>State Equalized (1.00000)</div>			<div>Exemptions</div> <div>Amount</div>		<div>State Category</div> <div>Net Taxable Value</div> <div>After EZ & TIF</div>			<div>Other Information</div> <div>County</div> <div>District</div>			
Land:	5,380,494	5,380,494	Home Improvement:	60,164	Farm:	7,170,432	7,170,432	PTELL:			
Farm Land:	3,888,668	3,888,668	Owner Occupied:	1,602,000	Residential:	16,468,989	16,468,989	New Property EAV:	336,361		336,361
Building:	18,067,832	18,067,832	Senior Citizen:	455,000	Commercial:	1,416,460	1,416,460	Annexations EAV:	0		0
Farm Building:	494,254	494,254	Veteran:	0	Industrial:	0	0	Disconnection EAV:	0		0
State Assessed:	0	0	Senior Assessment Freez	564,022	Mineral:	0	0	Recovered TIF EAV:	0		0
	27,831,248	27,831,248	Abatement:	0	Pollution Control:	0	0	Aggregate Extension:	0		
Less Assessments < 150	-1,007	-1,007	Development:	0	State Railroad:	0	0	Rate Increase:	0.00000		
	27,830,241	27,830,241	Solar:	0	Local Railroad:	0	0	TIF Loss EAV:	0		
Less Exemptions		-2,774,360	Owner Occupied 50%:	0		25,055,881	25,055,881	EZ EAV Reduction:	0		
Net Taxable Value		25,055,881	Returning Veteran:	0	Overlapping Counties			EZ Tax Reduction:	0.00		
			Disabled Person:	8,000				Industrial Tax Abatement:	0.00		
			Disabled Veteran 50%:	0							
			Disabled Veteran 70%:	82,674							
			Leasehold Owner:	0							
			Natural Disaster:	0							
			Disabled Veteran 30%:	2,500							
				2,774,360							

Fund	Levy Request	Max Rate	Auto Set To Max	Calculated Rate	Calculated Taxes	PTELL Factor	PTELL Rate	(w/overrides) Final Rate	Final Taxes	% of Total
016 Library	5,100	0.15000		0.02036	5,101.39			0.02036	5,101.39	100.00%
	5,100			0.02036	5,101.39			0.02036	5,101.39	100.00%

Jennifer Ebner

Tax Year 2022											
Assessed (BoR Eq.)		State Equalized (1.00000)	Exemptions		Amount	State Category	Net Taxable Value	After EZ & TIF	Other Information	County	District
Land:	9,887,122	9,887,122	Home Improvement:	122,531	Farm:	32,331,953	32,331,953	PTELL:			
Farm Land:	22,986,863	22,986,863	Owner Occupied:	4,231,483	Residential:	32,375,788	32,375,788	New Property EAV:	332,811		332,811
Building:	42,833,457	42,833,457	Senior Citizen:	1,095,000	Commercial:	4,119,087	4,119,087	Annexations EAV:	0		0
Farm Building:	1,452,529	1,452,529	Veteran:	0	Industrial:	939,322	939,322	Disconnection EAV:	0		0
State Assessed:	8,201,509	8,201,509	Senior Assessment Freez	1,496,980	Mineral:	4,297	4,297	Recovered TIF EAV:	726,600		726,600
	85,361,480	85,361,480	Abatement:	0	Pollution Control:	0	0	Aggregate Extension:	0		
Less Assessments < 150	-583	-583	Development:	0	State Railroad:	8,201,493	8,201,493	Rate Increase:	0.00000		
	85,360,897	85,360,897	Solar:	0	Local Railroad:	0	0	TIF Loss EAV:	0		
			Owner Occupied 50%:	0		77,971,940	77,971,940	EZ EAV Reduction:	0		
Less Exemptions		-7,388,957	Returning Veteran:	5,000	Overlapping Counties			EZ Tax Reduction:	0.00		
Net Taxable Value		77,971,940	Disabled Person:	20,000	Dekalb (Actual)		2,558,819	Industrial Tax Abatement:	0.00		
			Disabled Veteran 50%:	20,000	Lee (Actual)		762,744				
			Disabled Veteran 70%:	368,210							
			Leasehold Owner:	0			81,293,503				
			Natural Disaster:	22,253							
			Disabled Veteran 30%:	7,500							
				7,388,957							

Fund	Levy Request	Max Rate	Auto Set To Max	Calculated Rate	Calculated Taxes	PTELL Factor	PTELL Rate	(w/overrides) Final Rate	Final Taxes	% of Total
001 Corporate	120,000	0.15000		0.14762	115,102.12			0.14762	115,102.12	61.30%
004 Building	15,400	0.02000		0.01895	14,775.67			0.01895	14,775.67	7.87%
027 Audit	3,350	0.00500		0.00413	3,220.24			0.00413	3,220.24	1.71%
035 Liability Insurance	44,000	0.00000		0.05413	42,206.19			0.05413	42,206.19	22.48%
047 Social Security	13,000	0.00000		0.01600	12,475.50			0.01600	12,475.50	6.64%
	195,750			0.24083	187,779.72			0.24083	187,779.72	100.00%

Jennifer Ebner

Tax Year 2022											
Assessed (BoR Eq.)		State Equalized (1.00000)	Exemptions		Amount	State Category	Net Taxable Value	After EZ & TIF	Other Information	County	District
Land:	28,632,857	28,632,857	Home Improvement:	686,287	Farm:	2,877,860	1,867,875	PTELL:			
Farm Land:	1,695,106	1,695,106	Owner Occupied:	14,641,709	Residential:	95,083,096	78,036,535	New Property EAV:	707,153	707,153	
Building:	138,757,371	138,757,371	Senior Citizen:	3,750,768	Commercial:	33,610,886	20,448,892	Annexations EAV:	0	0	
Farm Building:	111,550	111,550	Veteran:	9,700	Industrial:	14,880,422	8,619,875	Disconnection EAV:	0	0	
State Assessed:	334,413	334,413	Senior Assessment Freez	2,457,591	Mineral:	2,099	2,099	Recovered TIF EAV:	0	0	
	169,531,297	169,531,297	Abatement:	0	Pollution Control:	1,760	1,760	Aggregate Extension:	0		
Less Assessments < 150	-642	-642	Development:	0	State Railroad:	332,653	332,653	Rate Increase:	0.00000		
	169,530,655	169,530,655	Solar:	0	Local Railroad:	0	0	TIF Loss EAV:	37,479,087		
Less Exemptions		-22,741,879	Owner Occupied 50%:	0		146,788,776	109,309,689	EZ EAV Reduction:	0		
Net Taxable Value		146,788,776	Returning Veteran:	0	Overlapping Counties			EZ Tax Reduction:	0.00		
			Disabled Person:	91,019				Industrial Tax Abatement:	0.00		
			Disabled Veteran 50%:	21,271							
			Disabled Veteran 70%:	1,071,034							
			Leasehold Owner:	0							
			Natural Disaster:	0							
			Disabled Veteran 30%:	12,500							
			22,741,879								
Fund		Levy Request	Max Rate	Auto Set To Max	Calculated Rate	Calculated Taxes	PTELL Factor	PTELL Rate	(w/overrides) Final Rate	Final Taxes	% of Total
016	Library	260,000	0.00000		0.23786	260,004.30			0.23786	260,004.30	100.00%
		260,000			0.23786	260,004.30			0.23786	260,004.30	100.00%

Jennifer Ebner

Tax Year 2022											
Assessed (BoR Eq.)		State Equalized (1.00000)	Exemptions		Amount	State Category	Net Taxable Value	After EZ & TIF	Other Information	County	District
Land:	17,479,206	17,479,206	Home Improvement:	199,333	Farm:	193,335	193,335	PTELL:			
Farm Land:	147,163	147,163	Owner Occupied:	7,857,454	Residential:	50,762,648	50,680,737	New Property EAV:	268,782		268,782
Building:	67,942,441	67,942,441	Senior Citizen:	1,998,838	Commercial:	10,891,654	9,231,804	Annexations EAV:	0		0
Farm Building:	22,001	22,001	Veteran:	0	Industrial:	11,238,403	11,150,621	Disconnection EAV:	0		0
State Assessed:	399,090	399,090	Senior Assessment Freez	1,515,872	Mineral:	0	0	Recovered TIF EAV:	0		0
	85,989,901	85,989,901	Abatement:	0	Pollution Control:	0	0	Aggregate Extension:	0		
Less Assessments < 150	-2,329	-2,329	Development:	0	State Railroad:	398,950	398,950	Rate Increase:	0.00000		
	85,987,572	85,987,572	Solar:	0	Local Railroad:	0	0	TIF Loss EAV:	1,829,543		
Less Exemptions		-12,502,582	Owner Occupied 50%:	0		73,484,990	71,655,447	EZ EAV Reduction:	0		
Net Taxable Value		73,484,990	Returning Veteran:	0	Overlapping Counties			EZ Tax Reduction:	0.00		
			Disabled Person:	34,268				Industrial Tax Abatement:	0.00		
			Disabled Veteran 50%:	10,879							
			Disabled Veteran 70%:	878,438							
			Leasehold Owner:	0							
			Natural Disaster:	0							
			Disabled Veteran 30%:	7,500							
			12,502,582								

Fund	Levy Request	Max Rate	Auto Set To Max	Calculated Rate	Calculated Taxes	PTELL Factor	PTELL Rate	(w/overrides) Final Rate	Final Taxes	% of Total
016 Library	107,488	0.15000		0.15000	107,484.33			0.15000	107,484.33	88.24%
004 Building	14,331	0.02000		0.02000	14,331.24			0.02000	14,331.24	11.76%
	121,819			0.17000	121,815.57			0.17000	121,815.57	100.00%

Jennifer Ebner

Tax Year 2022											
Assessed (BoR Eq.)		State Equalized (1.00000)	Exemptions		Amount	State Category	Net Taxable Value	After EZ & TIF	Other Information	County	District
Land:	2,328,872	2,328,872	Home Improvement:	7,294	Farm:	22,588,455	22,410,135	PTELL:			
Farm Land:	19,744,866	19,744,866	Owner Occupied:	1,620,998	Residential:	9,329,469	8,967,140	New Property EAV:	56,322		56,322
Building:	12,358,714	12,358,714	Senior Citizen:	333,100	Commercial:	1,361,475	1,160,071	Annexations EAV:	0		0
Farm Building:	1,109,387	1,109,387	Veteran:	0	Industrial:	0	0	Disconnection EAV:	0		0
State Assessed:	1,101,998	1,101,998	Senior Assessment Freez	156,012	Mineral:	0	0	Recovered TIF EAV:	0		0
	36,643,837	36,643,837	Abatement:	0	Pollution Control:	805	805	Aggregate Extension:	0		
Less Assessments < 150	-285	-285	Development:	0	State Railroad:	1,101,177	1,101,177	Rate Increase:	0.00000		
	36,643,552	36,643,552	Solar:	0	Local Railroad:	500	500	TIF Loss EAV:	742,053		
Less Exemptions		-2,261,671	Owner Occupied 50%:	0		34,381,881	33,639,828	EZ EAV Reduction:	0		
Net Taxable Value		34,381,881	Returning Veteran:	0	Overlapping Counties			EZ Tax Reduction:	0.00		
			Disabled Person:	8,000				Industrial Tax Abatement:	0.00		
			Disabled Veteran 50%:	5,000							
			Disabled Veteran 70%:	131,267							
			Leasehold Owner:	0							
			Natural Disaster:	0							
			Disabled Veteran 30%:	0							
			2,261,671								

Fund	Levy Request	Max Rate	Auto Set To Max	Calculated Rate	Calculated Taxes	PTELL Factor	PTELL Rate	(w/overrides) Final Rate	Final Taxes	% of Total
001 Corporate	32,000	0.15000		0.09513	32,001.68			0.09513	32,001.68	100.00%
	32,000			0.09513	32,001.68			0.09513	32,001.68	100.00%

Jennifer Ebner

Tax Year 2022											
Assessed (BoR Eq.)		State Equalized (1.00000)	Exemptions		Amount	State Category	Net Taxable Value	After EZ & TIF	Other Information	County	District
Land:	18,556,220	18,556,220	Home Improvement:	255,089	Farm:	729,273	620,987	PTELL:			
Farm Land:	488,147	488,147	Owner Occupied:	10,661,312	Residential:	67,595,012	67,292,005	New Property EAV:	213,060		213,060
Building:	108,049,750	108,049,750	Senior Citizen:	3,135,000	Commercial:	21,092,095	20,309,483	Annexations EAV:	4,283,229		4,283,229
Farm Building:	33,142	33,142	Veteran:	0	Industrial:	20,929,761	12,812,408	Disconnection EAV:	0		0
State Assessed:	2,336,741	2,336,741	Senior Assessment Freez	2,108,076	Mineral:	0	0	Recovered TIF EAV:	13,693,345		13,693,345
	129,464,000	129,464,000	Abatement:	0	Pollution Control:	0	0	Aggregate Extension:	0		
Less Assessments < 150	-589	-589	Development:	0	State Railroad:	2,336,741	2,336,741	Rate Increase:	0.00000		
	129,463,411	129,463,411	Solar:	0	Local Railroad:	0	0	TIF Loss EAV:	9,311,258		
Less Exemptions		-16,780,529	Owner Occupied 50%:	0		112,682,882	103,371,624	EZ EAV Reduction:	0		
Net Taxable Value		112,682,882	Returning Veteran:	0	Overlapping Counties			EZ Tax Reduction:	0.00		
			Disabled Person:	50,000				Industrial Tax Abatement:	0.00		
			Disabled Veteran 50%:	35,000							
			Disabled Veteran 70%:	533,552							
			Leasehold Owner:	0							
			Natural Disaster:	0							
			Disabled Veteran 30%:	2,500							
			16,780,529								

Fund	Levy Request	Max Rate	Auto Set To Max	Calculated Rate	Calculated Taxes	PTELL Factor	PTELL Rate	(w/overrides) Final Rate	Final Taxes	% of Total
001 Corporate	126,000	0.15000		0.12190	126,010.08			0.12190	126,010.08	51.16%
004 Building	16,800	0.02000		0.01626	16,808.24			0.01626	16,808.24	6.82%
005 I.M.R.F	22,000	0.00000		0.02129	22,007.83			0.02129	22,007.83	8.93%
027 Audit	3,000	0.00500		0.00291	3,008.12			0.00291	3,008.12	1.22%
047 Social Security	16,000	0.00000		0.01548	16,001.94			0.01548	16,001.94	6.50%
035 Liability Insurance	20,470	0.00000		0.01981	20,477.93			0.01981	20,477.93	8.31%
031 Working Cash	42,000	0.05000		0.04064	42,010.25			0.04064	42,010.25	17.05%
	246,270			0.23829	246,324.39			0.23829	246,324.39	100.00%

Jennifer Ebner

			Tax Year 2022									
Assessed (BoR Eq.)		State Equalized (1.00000)	Exemptions		Amount	State Category	Net Taxable Value	After EZ & TIF	Other Information	County	District	
Land:	11,793	11,793	Home Improvement:	0	Farm:	522,636	522,636	PTELL:				
Farm Land:	287,842	287,842	Owner Occupied:	6,000	Residential:	0	0	New Property EAV:	19,786	576,537		
Building:	119,919	119,919	Senior Citizen:	0	Commercial:	0	0	Annexations EAV:	0	0		
Farm Building:	109,082	109,082	Veteran:	0	Industrial:	0	0	Disconnection EAV:	0	0		
State Assessed:	0	0	Senior Assessment Freez	0	Mineral:	0	0	Recovered TIF EAV:	0	0		
	528,636	528,636	Abatement:	0	Pollution Control:	0	0	Aggregate Extension:	245,260			
	0	0	Development:	0	State Railroad:	0	0	Rate Increase:	0.00000			
			Solar:	0	Local Railroad:	0	0	TIF Loss EAV:	0			
			Owner Occupied 50%:	0		522,636	522,636	EZ EAV Reduction:	0			
Less Exemptions		-6,000	Returning Veteran:	0	Overlapping Counties			EZ Tax Reduction:	0.00			
Net Taxable Value		522,636	Disabled Person:	0	Kendall (Actual)		125,354,389	Industrial Tax Abatement:	0.00			
			Disabled Veteran 50%:	0			125,877,025					
			Disabled Veteran 70%:	0								
			Leasehold Owner:	0								
			Natural Disaster:	0								
			Disabled Veteran 30%:	0								
				6,000								
Fund			Levy Request	Max Rate	Auto Set To Max	Calculated Rate	Calculated Taxes	PTELL Factor	PTELL Rate	(w/overrides) Final Rate	Final Taxes	% of Total
001 General Fund			257,300	0.60000		0.20441	1,068.32			0.20441	1,068.32	100.00%
			257,300			0.20441	1,068.32			0.20441	1,068.32	100.00%

Jennifer Ebner

Tax Year 2022											
Assessed (BoR Eq.)		State Equalized (1.00000)	Exemptions		Amount	State Category	Net Taxable Value	After EZ & TIF	Other Information	County	District
Land:	14,954,460	14,954,460	Home Improvement:	505,372	Farm:	1,589,217	1,404,434	PTELL:			
Farm Land:	1,105,396	1,105,396	Owner Occupied:	8,403,827	Residential:	54,771,687	54,297,953	New Property EAV:	1,402,472	1,402,472	
Building:	77,932,801	77,932,801	Senior Citizen:	2,388,444	Commercial:	19,188,040	17,580,864	Annexations EAV:	0	0	
Farm Building:	63,790	63,790	Veteran:	0	Industrial:	4,575,466	4,575,466	Disconnection EAV:	0	0	
State Assessed:	0	0	Senior Assessment Freez	1,850,261	Mineral:	2,211	2,211	Recovered TIF EAV:	19,790,018	19,790,018	
	94,056,447	94,056,447	Abatement:	0	Pollution Control:	0	0	Aggregate Extension:	0		
Less Assessments < 150	-3,738	-3,738	Development:	0	State Railroad:	0	0	Rate Increase:	0.00000		
	94,052,709	94,052,709	Solar:	0	Local Railroad:	0	0	TIF Loss EAV:	2,265,693		
			Owner Occupied 50%:	0		80,126,621	77,860,928	EZ EAV Reduction:	0		
Less Exemptions		-13,926,088	Returning Veteran:	0	Overlapping Counties			EZ Tax Reduction:	0.00		
Net Taxable Value		80,126,621	Disabled Person:	56,000				Industrial Tax Abatement:	0.00		
			Disabled Veteran 50%:	15,000							
			Disabled Veteran 70%:	702,184							
			Leasehold Owner:	0							
			Natural Disaster:	0							
			Disabled Veteran 30%:	5,000							
			13,926,088								

Fund	Levy Request	Max Rate	Auto Set To Max	Calculated Rate	Calculated Taxes	PTELL Factor	PTELL Rate	(w/overrides) Final Rate	Final Taxes	% of Total
001 Corporate	118,321	0.15000		0.15000	116,791.38			0.15000	116,791.38	77.15%
004 Building	15,776	0.02000		0.02000	15,572.18			0.02000	15,572.18	10.29%
005 I.M.R.F	3,000	0.00000		0.00386	3,005.43			0.00386	3,005.43	1.99%
027 Audit	5	0.00500		0.00001	7.79			0.00001	7.79	0.01%
047 Social Security	6,000	0.00000		0.00771	6,003.08			0.00771	6,003.08	3.97%
035 Liability Insurance	10,000	0.00000		0.01285	10,005.13			0.01285	10,005.13	6.61%
	153,102			0.19443	151,384.99			0.19443	151,384.99	100.00%

Jennifer Ebner

			Tax Year 2022							
	Assessed (BoR Eq.)	State Equalized (1.00000)	Exemptions	Amount	State Category	Net Taxable Value	After EZ & TIF	Other Information	County	District
Land:	62,309,914	62,309,914	Home Improvement:	437,398	Farm:	1,799,200	1,160,643	PTELL:		
Farm Land:	1,325,791	1,325,791	Owner Occupied:	18,503,531	Residential:	150,842,293	148,216,704	New Property EAV:	1,205,926	1,205,926
Building:	251,553,574	251,553,574	Senior Citizen:	5,573,947	Commercial:	101,679,705	91,453,045	Annexations EAV:	0	0
Farm Building:	264,574	264,574	Veteran:	0	Industrial:	31,561,806	31,238,572	Disconnection EAV:	0	0
State Assessed:	600,105	600,105	Senior Assessment Freez	3,892,310	Mineral:	189	189	Recovered TIF EAV:	0	0
	316,053,958	316,053,958	Abatement:	0	Pollution Control:	11,396	11,396	Aggregate Extension:	0	
Less Assessments < 150	-2,263	-2,263	Development:	0	State Railroad:	588,586	588,586	Rate Increase:	0.00000	
	316,051,695	316,051,695	Solar:	0	Local Railroad:	0	0	TIF Loss EAV:	13,814,040	
Less Exemptions		-29,568,520	Owner Occupied 50%:	0		286,483,175	272,669,135	EZ EAV Reduction:	0	
Net Taxable Value		286,483,175	Returning Veteran:	0	Overlapping Counties			EZ Tax Reduction:	0.00	
			Disabled Person:	82,000	Bureau (Actual)		2,432,553	Industrial Tax Abatement:	0.00	
			Disabled Veteran 50%:	30,000	275,101,688					
			Disabled Veteran 70%:	1,041,199						
			Leasehold Owner:	0						
			Natural Disaster:	0						
			Disabled Veteran 30%:	8,135						
			29,568,520							

Fund	Levy Request	Max Rate	Auto Set To Max	Calculated Rate	Calculated Taxes	PTELL Factor	PTELL Rate	(w/overrides) Final Rate	Final Taxes	% of Total
001 General Fund	412,797	0.15000		0.15000	409,003.73			0.15000	409,003.73	55.21%
047 Social Security	27,241	0.00000		0.00991	27,021.51			0.00991	27,021.51	3.65%
005 I.M.R.F	37,603	0.00000		0.01367	37,273.87			0.01367	37,273.87	5.03%
027 Audit	5,575	0.00000		0.00203	5,535.18			0.00203	5,535.18	0.75%
035 Liability Insurance	71,756	0.00000		0.02609	71,139.38			0.02609	71,139.38	9.60%
031 Working Cash	137,600	0.05000		0.05000	136,334.57			0.05000	136,334.57	18.40%
004 Building	55,040	0.02000		0.02000	54,533.83			0.02000	54,533.83	7.36%
	747,612			0.27170	740,842.07			0.27170	740,842.07	100.00%

Jennifer Ebner

			Tax Year 2022						
Assessed (BoR Eq.)	State Equalized (1.00000)	Exemptions	Amount	State Category	Net Taxable Value	After EZ & TIF	Other Information	County	District
Land:	771,222	771,222	Home Improvement:	12,141	Farm:	6,471,912	PTELL:		
Farm Land:	4,362,916	4,362,916	Owner Occupied:	156,000	Residential:	757,308	New Property EAV:	0	0
Building:	12,881,261	12,881,261	Senior Citizen:	20,000	Commercial:	2,222	Annexations EAV:	0	0
Farm Building:	969,541	969,541	Veteran:	0	Industrial:	11,554,662	Disconnection EAV:	0	0
State Assessed:	1,579,480	1,579,480	Senior Assessment Freez	10,653	Mineral:	0	Recovered TIF EAV:	0	0
	20,564,420	20,564,420	Abatement:	0	Pollution Control:	0	Aggregate Extension:	0	
Less Assessments < 150	-42	-42	Development:	0	State Railroad:	1,579,480	Rate Increase:	0.00000	
	20,564,378	20,564,378	Solar:	0	Local Railroad:	0	TIF Loss EAV:	0	
Less Exemptions		-198,794	Owner Occupied 50%:	0		20,365,584	EZ EAV Reduction:	0	
Net Taxable Value		20,365,584	Returning Veteran:	0	Overlapping Counties		EZ Tax Reduction:	0.00	
			Disabled Person:	0	Grundy (Actual)		Industrial Tax Abatement:	0.00	
			Disabled Veteran 50%:	0	Livingston (Actual)				
			Disabled Veteran 70%:	0					
			Leasehold Owner:	0					
			Natural Disaster:	0					
			Disabled Veteran 30%:	0					
				198,794					

Fund	Levy Request	Max Rate	Auto Set To Max	Calculated Rate	Calculated Taxes	PTELL Factor	PTELL Rate	(w/overrides) Final Rate	Final Taxes	% of Total
001 Corporate	194,438	0.15000		0.10693	21,776.92			0.10693	21,776.92	77.95%
004 Building	28,000	0.02000		0.01540	3,136.30			0.01540	3,136.30	11.23%
005 I.M.R.F	7,000	0.00000		0.00385	784.08			0.00385	784.08	2.81%
027 Audit	2,000	0.00500		0.00110	224.02			0.00110	224.02	0.80%
035 Liability Insurance	9,000	0.00000		0.00495	1,008.10			0.00495	1,008.10	3.61%
047 Social Security	9,000	0.00000		0.00495	1,008.10			0.00495	1,008.10	3.61%
	249,438			0.13718	27,937.52			0.13718	27,937.52	100.00%

Jennifer Ebner

Tax Year 2022											
Assessed (BoR Eq.)		State Equalized (1.00000)	Exemptions		Amount	State Category	Net Taxable Value	After EZ & TIF	Other Information	County	District
Land:	20,787,011	20,787,011	Home Improvement:	124,944	Farm:	26,301,974	26,301,974	PTELL:			
Farm Land:	11,425,295	11,425,295	Owner Occupied:	5,639,146	Residential:	60,745,609	60,745,609	New Property EAV:	289,034		289,034
Building:	101,662,053	101,662,053	Senior Citizen:	1,220,000	Commercial:	21,272,851	21,272,851	Annexations EAV:	0		0
Farm Building:	2,810,730	2,810,730	Veteran:	0	Industrial:	19,083,695	19,083,695	Disconnection EAV:	0		0
State Assessed:	923,442	923,442	Senior Assessment Freez	1,117,802	Mineral:	21,590	21,590	Recovered TIF EAV:	0		0
	137,608,531	137,608,531	Abatement:	0	Pollution Control:	0	0	Aggregate Extension:	0		
Less Assessments < 150	-2,148	-2,148	Development:	0	State Railroad:	923,442	923,442	Rate Increase:	0.00000		
	137,606,383	137,606,383	Solar:	0	Local Railroad:	0	0	TIF Loss EAV:	0		
Less Exemptions		-9,257,222	Owner Occupied 50%:	0		128,349,161	128,349,161	EZ EAV Reduction:	0		
Net Taxable Value			128,349,161		Returning Veteran:	0	Overlapping Counties	EZ Tax Reduction:	0.00		
			Disabled Person:		28,000			Industrial Tax Abatement:	0.00		
			Disabled Veteran 50%:		10,000						
			Disabled Veteran 70%:		1,105,573						
			Leasehold Owner:		0						
			Natural Disaster:		0						
			Disabled Veteran 30%:		11,757						
			9,257,222								

Fund		Levy Request	Max Rate	Auto Set To Max	Calculated Rate	Calculated Taxes	PTELL Factor	PTELL Rate	(w/overrides) Final Rate	Final Taxes	% of Total
001	Corporate	190,000	0.15000		0.14804	190,008.24			0.14804	190,008.24	67.13%
004	Building	26,000	0.02000		0.02000	25,669.85			0.02000	25,669.85	9.07%
035	Liability Insurance	56,000	0.00000		0.04364	56,011.62			0.04364	56,011.62	19.79%
047	Social Security	11,340	0.00000		0.00884	11,346.07			0.00884	11,346.07	4.01%
		283,340			0.22052	283,035.78			0.22052	283,035.78	100.00%

Jennifer Ebner

Tax Year 2022											
Assessed (BoR Eq.)		State Equalized (1.00000)	Exemptions		Amount	State Category	Net Taxable Value	After EZ & TIF	Other Information	County	District
Land:	40,928,931	40,928,931	Home Improvement:	273,588	Farm:	32,652,712	32,652,712	PTELL:			
Farm Land:	16,448,605	16,448,605	Owner Occupied:	6,663,000	Residential:	67,801,431	67,801,431	New Property EAV:	996,597		996,597
Building:	623,753,763	623,753,763	Senior Citizen:	1,455,000	Commercial:	22,966,002	22,928,159	Annexations EAV:	0		0
Farm Building:	2,920,183	2,920,183	Veteran:	0	Industrial:	551,044,656	544,763,904	Disconnection EAV:	0		0
State Assessed:	1,096,288	1,096,288	Senior Assessment Freez	646,197	Mineral:	0	0	Recovered TIF EAV:	0		0
	685,147,770	685,147,770	Abatement:	0	Pollution Control:	100,677	100,677	Aggregate Extension:	0		
Less Assessments < 150	-1,136	-1,136	Development:	0	State Railroad:	995,611	995,611	Rate Increase:	0.00000		
	685,146,634	685,146,634	Solar:	0	Local Railroad:	0	0	TIF Loss EAV:	6,318,595		
			Owner Occupied 50%:	0		675,561,089	669,242,494	EZ EAV Reduction:	0		
Less Exemptions		-9,585,545	Returning Veteran:	0	Overlapping Counties			EZ Tax Reduction:	0.00		
Net Taxable Value		675,561,089	Disabled Person:	22,000	Grundy (Actual)		26,843,006	Industrial Tax Abatement:	0.00		
			Disabled Veteran 50%:	15,000			696,085,500				
			Disabled Veteran 70%:	508,260							
			Leasehold Owner:	0							
			Natural Disaster:	0							
			Disabled Veteran 30%:	2,500							
				9,585,545							

Fund	Levy Request	Max Rate	Auto Set To Max	Calculated Rate	Calculated Taxes	PTELL Factor	PTELL Rate	(w/overrides) Final Rate	Final Taxes	% of Total
001 Corporate	611,000	0.25000		0.08784	587,861.56			0.08784	587,861.56	75.69%
004 Building	50,100	0.02000		0.00721	48,252.30			0.00721	48,252.30	6.21%
005 I.M.R.F	50,000	0.00000		0.00719	48,118.45			0.00719	48,118.45	6.20%
027 Audit	16,000	0.00500		0.00230	15,392.55			0.00230	15,392.55	1.98%
035 Liability Insurance	50,000	0.00000		0.00719	48,118.45			0.00719	48,118.45	6.20%
047 Social Security	30,000	0.00000		0.00432	28,911.22			0.00432	28,911.22	3.72%
	807,100			0.11605	776,654.53			0.11605	776,654.53	100.00%

Jennifer Ebner

Tax Year 2022											
Assessed (BoR Eq.)		State Equalized (1.00000)	Exemptions		Amount	State Category	Net Taxable Value	After EZ & TIF	Other Information	County	District
Land:	69,169,237	69,169,237	Home Improvement:	255,586	Farm:	20,900,386	20,900,386	PTELL:			
Farm Land:	8,539,791	8,539,791	Owner Occupied:	12,264,000	Residential:	189,012,825	189,012,825	New Property EAV:	1,310,937		1,310,937
Building:	157,815,076	157,815,076	Senior Citizen:	2,290,000	Commercial:	6,260,184	6,260,184	Annexations EAV:	0		0
Farm Building:	2,091,038	2,091,038	Veteran:	66,828	Industrial:	945,945	945,945	Disconnection EAV:	0		0
State Assessed:	237,438	237,438	Senior Assessment Freez	2,553,587	Mineral:	0	0	Recovered TIF EAV:	0		0
	237,852,580	237,852,580	Abatement:	0	Pollution Control:	0	0	Aggregate Extension:	0		
Less Assessments < 150	-1,246	-1,246	Development:	0	State Railroad:	237,438	237,438	Rate Increase:	0.00000		
	237,851,334	237,851,334	Solar:	0	Local Railroad:	0	0	TIF Loss EAV:	0		
Less Exemptions		-20,494,556	Owner Occupied 50%:	0		217,356,778	217,356,778	EZ EAV Reduction:	0		
Net Taxable Value		217,356,778	Returning Veteran:	0	Overlapping Counties			EZ Tax Reduction:	0.00		
			Disabled Person:	48,000	Dekalb (Actual)			Industrial Tax Abatement:	0.00		
			Disabled Veteran 50%:	30,000							
			Disabled Veteran 70%:	2,974,055							
			Leasehold Owner:	0							
			Natural Disaster:	0							
			Disabled Veteran 30%:	12,500							
			20,494,556								

Fund	Levy Request	Max Rate	Auto Set To Max	Calculated Rate	Calculated Taxes	PTELL Factor	PTELL Rate	(w/overrides) Final Rate	Final Taxes	% of Total
001 Corporate	401,400	0.15000		0.14759	320,797.11			0.14759	320,797.11	51.08%
003 Bonds And Interest	296,856	0.00000		0.10915	237,245.10			0.10915	237,245.10	37.78%
004 Building	53,500	0.02000		0.01968	42,775.85			0.01968	42,775.85	6.81%
005 I.M.R.F	0	0.00000		0.00000	0.00			0.00000	0.00	0.00%
027 Audit	13,000	0.00500		0.00478	10,389.66			0.00478	10,389.66	1.65%
047 Social Security	0	0.00000		0.00000	0.00			0.00000	0.00	0.00%
035 Liability Insurance	21,000	0.00000		0.00773	16,801.69			0.00773	16,801.69	2.68%
	785,756			0.28893	628,009.41			0.28893	628,009.41	100.00%

Jennifer Ebner

Tax Year 2022											
Assessed (BoR Eq.)		State Equalized (1.00000)	Exemptions		Amount	State Category	Net Taxable Value	After EZ & TIF	Other Information	County	District
Land:	23,442,039	23,442,039	Home Improvement:	334,739	Farm:	35,489,591	35,203,135	PTELL:			
Farm Land:	22,475,719	22,475,719	Owner Occupied:	5,085,463	Residential:	43,638,898	27,109,750	New Property EAV:	305,436		305,436
Building:	79,522,035	79,522,035	Senior Citizen:	1,210,412	Commercial:	14,912,298	11,162,918	Annexations EAV:	0		0
Farm Building:	2,781,086	2,781,086	Veteran:	0	Industrial:	25,409,442	25,409,442	Disconnection EAV:	0		0
State Assessed:	927,681	927,681	Senior Assessment Freez	970,078	Mineral:	4,511	4,511	Recovered TIF EAV:	0		0
	129,148,560	129,148,560	Abatement:	0	Pollution Control:	2,030	2,030	Aggregate Extension:	0		
Less Assessments < 150	-856	-856	Development:	0	State Railroad:	925,651	925,651	Rate Increase:	0.00000		
	129,147,704	129,147,704	Solar:	0	Local Railroad:	0	0	TIF Loss EAV:	20,564,984		
Less Exemptions		-8,765,283	Owner Occupied 50%:	0		120,382,421	99,817,437	EZ EAV Reduction:	0		
Net Taxable Value		120,382,421	Returning Veteran:	0	Overlapping Counties			EZ Tax Reduction:	0.00		
			Disabled Person:	28,000				Industrial Tax Abatement:	0.00		
			Disabled Veteran 50%:	10,000							
			Disabled Veteran 70%:	1,119,091							
			Leasehold Owner:	0							
			Natural Disaster:	0							
			Disabled Veteran 30%:	7,500							
			8,765,283								

Fund	Levy Request	Max Rate	Auto Set To Max	Calculated Rate	Calculated Taxes	PTELL Factor	PTELL Rate	(w/overrides) Final Rate	Final Taxes	% of Total
001 Corporate	186,460	0.15000		0.15000	149,725.56			0.15000	149,725.56	86.18%
035 Liability Insurance	13,500	0.00000		0.01353	13,505.25			0.01353	13,505.25	7.77%
047 Social Security	10,500	0.00000		0.01052	10,500.75			0.01052	10,500.75	6.04%
	210,460			0.17405	173,731.56			0.17405	173,731.56	100.00%

Jennifer Ebner

Tax Year 2022											
Assessed (BoR Eq.)		State Equalized (1.00000)	Exemptions		Amount	State Category	Net Taxable Value	After EZ & TIF	Other Information	County	District
Land:	22,538,104	22,538,104	Home Improvement:	321,602	Farm:	321,677	274,614	PTELL:			
Farm Land:	195,518	195,518	Owner Occupied:	20,508,410	Residential:	76,934,059	75,976,625	New Property EAV:	315,526		315,526
Building:	124,530,030	124,530,030	Senior Citizen:	5,765,746	Commercial:	33,850,867	27,520,117	Annexations EAV:	53,331		53,331
Farm Building:	54,926	54,926	Veteran:	0	Industrial:	5,296,284	4,480,112	Disconnection EAV:	0		0
State Assessed:	3,757,740	3,757,740	Senior Assessment Freez	3,028,173	Mineral:	250	250	Recovered TIF EAV:	0		0
	151,076,318	151,076,318	Abatement:	0	Pollution Control:	0	0	Aggregate Extension:	0		
Less Assessments < 150	-1,775	-1,775	Development:	0	State Railroad:	3,757,740	3,757,740	Rate Increase:	0.00000		
	151,074,543	151,074,543	Solar:	0	Local Railroad:	0	0	TIF Loss EAV:	8,151,419		
Less Exemptions		-30,913,666	Owner Occupied 50%:	0		120,160,877	112,009,458	EZ EAV Reduction:	0		
Net Taxable Value		120,160,877	Returning Veteran:	0	Overlapping Counties			EZ Tax Reduction:	0.00		
			Disabled Person:	362,928	Livingston (Actual)		2,736,999	Industrial Tax Abatement:	0.00		
			Disabled Veteran 50%:	39,414	114,746,457						
			Disabled Veteran 70%:	875,299							
			Leasehold Owner:	0							
			Natural Disaster:	0							
			Disabled Veteran 30%:	12,094							
			30,913,666								

Fund	Levy Request	Max Rate	Auto Set To Max	Calculated Rate	Calculated Taxes	PTELL Factor	PTELL Rate	(w/overrides) Final Rate	Final Taxes	% of Total
016 Library	269,984	0.23000		0.23000	257,628.34			0.23000	257,628.34	92.00%
028 Library Bldg Const	23,477	0.02000		0.02000	22,402.46			0.02000	22,402.46	8.00%
	293,461			0.25000	280,030.80			0.25000	280,030.80	100.00%

Jennifer Ebner

Tax Year 2022											
Assessed (BoR Eq.)		State Equalized (1.00000)	Exemptions		Amount	State Category	Net Taxable Value	After EZ & TIF	Other Information	County	District
Land:	0	0	Home Improvement:	0	Farm:	0	0	PTELL:			
Farm Land:	0	0	Owner Occupied:	0	Residential:	0	0	New Property EAV:	0		0
Building:	0	0	Senior Citizen:	0	Commercial:	0	0	Annexations EAV:	0		0
Farm Building:	0	0	Veteran:	0	Industrial:	0	0	Disconnection EAV:	0		0
State Assessed:	0	0	Senior Assessment Freez	0	Mineral:	0	0	Recovered TIF EAV:	0		0
	0	0	Abatement:	0	Pollution Control:	0	0	Aggregate Extension:	0		
	0	0	Development:	0	State Railroad:	0	0	Rate Increase:	0.00000		
			Solar:	0	Local Railroad:	0	0	TIF Loss EAV:	0		
			Owner Occupied 50%:	0		0	0	EZ EAV Reduction:	0		
Less Exemptions		0	Returning Veteran:	0	Overlapping Counties			EZ Tax Reduction:	0.00		
Net Taxable Value			0	Disabled Person:	0	Dekalb (Actual)	0	Industrial Tax Abatement:	0.00		
			Disabled Veteran 50%:	0	Kendall (Actual)		0				
			Disabled Veteran 70%:	0			0				
			Leasehold Owner:	0			0				
			Natural Disaster:	0							
			Disabled Veteran 30%:	0							
				0							

Fund	Levy Request	Max Rate	Auto Set To Max	Calculated Rate	Calculated Taxes	PTELL Factor	PTELL Rate	(w/overrides) Final Rate	Final Taxes	% of Total
001 Corporate	0	0.15000		0.00000	0.00			0.00000	0.00	0.00%
003 Bonds And Interest	0	0.00000		0.00000	0.00			0.00000	0.00	0.00%
005 I.M.R.F	0	0.00000		0.00000	0.00			0.00000	0.00	0.00%
047 Social Security	0	0.00000		0.00000	0.00			0.00000	0.00	0.00%
027 Audit	0	0.00500		0.00000	0.00			0.00000	0.00	0.00%
028 Library Bldg Const	0	0.02000		0.00000	0.00			0.00000	0.00	0.00%
031 Working Cash	0	0.05000		0.00000	0.00			0.00000	0.00	0.00%
	0			0.00000	0.00			0.00000	0.00	0.00%

Jennifer Ebner

Tax Year 2022											
Assessed (BoR Eq.)		State Equalized (1.00000)	Exemptions		Amount	State Category	Net Taxable Value	After EZ & TIF	Other Information	County	District
Land:	2,705,815	2,705,815	Home Improvement:	54,394	Farm:	14,669,327	14,609,006	PTELL:			
Farm Land:	11,885,854	11,885,854	Owner Occupied:	1,080,000	Residential:	12,621,907	12,621,907	New Property EAV:	273,856		273,856
Building:	13,921,142	13,921,142	Senior Citizen:	330,000	Commercial:	103,398	103,398	Annexations EAV:	0		0
Farm Building:	726,004	726,004	Veteran:	0	Industrial:	0	0	Disconnection EAV:	0		0
State Assessed:	0	0	Senior Assessment Freez	359,789	Mineral:	0	0	Recovered TIF EAV:	0		0
	29,238,815	29,238,815	Abatement:	0	Pollution Control:	0	0	Aggregate Extension:	0		
	0	0	Development:	0	State Railroad:	0	0	Rate Increase:	0.00000		
			Solar:	0	Local Railroad:	0	0	TIF Loss EAV:	60,321		
			Owner Occupied 50%:	0		27,394,632	27,334,311	EZ EAV Reduction:	0		
Less Exemptions		-1,844,183	Returning Veteran:	0	Overlapping Counties			EZ Tax Reduction:	0.00		
Net Taxable Value		27,394,632	Disabled Person:	10,000				Industrial Tax Abatement:	0.00		
			Disabled Veteran 50%:	10,000							
			Disabled Veteran 70%:	0							
			Leasehold Owner:	0							
			Natural Disaster:	0							
			Disabled Veteran 30%:	0							
			1,844,183								

Fund	Levy Request	Max Rate	Auto Set To Max	Calculated Rate	Calculated Taxes	PTELL Factor	PTELL Rate	(w/overrides) Final Rate	Final Taxes	% of Total
016 Library	1,310	0.15000		0.00480	1,312.09			0.00480	1,312.09	100.00%
	1,310			0.00480	1,312.09			0.00480	1,312.09	100.00%

Jennifer Ebner

Tax Year 2022										
Assessed (BoR Eq.)		State Equalized (1.00000)	Exemptions Amount		State Category	Net Taxable Value	After EZ & TIF	Other Information	County	District
Land:	2,299,712	2,299,712	Home Improvement:	39,771	Farm:	18,496,326	18,496,326	PTELL:		
Farm Land:	13,831,193	13,831,193	Owner Occupied:	1,650,000	Residential:	9,712,446	9,712,446	New Property EAV:	74,769	74,769
Building:	16,333,783	16,333,783	Senior Citizen:	410,000	Commercial:	888,256	888,256	Annexations EAV:	0	0
Farm Building:	1,005,331	1,005,331	Veteran:	0	Industrial:	1,893,473	1,893,473	Disconnection EAV:	0	0
State Assessed:	496,994	496,994	Senior Assessment Freez	251,489	Mineral:	0	0	Recovered TIF EAV:	0	0
	33,967,013	33,967,013	Abatement:	0	Pollution Control:	190	190	Aggregate Extension:	0	
Less Assessments < 150	-479	-479	Development:	0	State Railroad:	496,804	496,804	Rate Increase:	0.00000	
	33,966,534	33,966,534	Solar:	0	Local Railroad:	0	0	TIF Loss EAV:	0	
Less Exemptions		-2,479,039	Owner Occupied 50%:	0		31,487,495	31,487,495	EZ EAV Reduction:	0	
Net Taxable Value		31,487,495	Returning Veteran:	0	Overlapping Counties			EZ Tax Reduction:	0.00	
			Disabled Person:	2,000				Industrial Tax Abatement:	0.00	
			Disabled Veteran 50%:	5,000						
			Disabled Veteran 70%:	120,779						
			Leasehold Owner:	0						
			Natural Disaster:	0						
			Disabled Veteran 30%:	0						
			2,479,039							

Fund	Levy Request	Max Rate	Auto Set To Max	Calculated Rate	Calculated Taxes	PTELL Factor	PTELL Rate	(w/overrides) Final Rate	Final Taxes	% of Total
016 Library	3,000	0.15000		0.00953	3,000.78			0.00953	3,000.78	100.00%
	3,000			0.00953	3,000.78			0.00953	3,000.78	100.00%

Jennifer Ebner

			Tax Year 2022								
		Assessed (BoR Eq.)	State Equalized (1.00000)	Exemptions	Amount	State Category	Net Taxable Value	After EZ & TIF	Other Information	County	District
Land:		2,733,118	2,733,118	Home Improvement:	67,789	Farm:	21,498,819	21,498,819	PTELL:		
Farm Land:		15,611,115	15,611,115	Owner Occupied:	1,254,000	Residential:	9,712,857	9,712,857	New Property EAV:	202,029	202,029
Building:		13,944,585	13,944,585	Senior Citizen:	390,000	Commercial:	8,563	8,563	Annexations EAV:	0	0
Farm Building:		1,395,151	1,395,151	Veteran:	0	Industrial:	186,266	186,266	Disconnection EAV:	0	0
State Assessed:		0	0	Senior Assessment Freez	415,474	Mineral:	0	0	Recovered TIF EAV:	0	0
		33,683,969	33,683,969	Abatement:	0	Pollution Control:	0	0	Aggregate Extension:	0	
Less Assessments < 150		-531	-531	Development:	0	State Railroad:	0	0	Rate Increase:	0.00000	
		33,683,438	33,683,438	Solar:	0	Local Railroad:	0	0	TIF Loss EAV:	0	
Less Exemptions			-2,276,933	Owner Occupied 50%:	0		31,406,505	31,406,505	EZ EAV Reduction:	0	
Net Taxable Value			31,406,505	Returning Veteran:	0	Overlapping Counties			EZ Tax Reduction:	0.00	
				Disabled Person:	8,000				Industrial Tax Abatement:	0.00	
				Disabled Veteran 50%:	0						
				Disabled Veteran 70%:	141,670						
				Leasehold Owner:	0						
				Natural Disaster:	0						
				Disabled Veteran 30%:	0						
					2,276,933						

Fund	Levy Request	Max Rate	Auto Set To Max	Calculated Rate	Calculated Taxes	PTELL Factor	PTELL Rate	(w/overrides) Final Rate	Final Taxes	% of Total
016 Library	5,000	0.15000		0.01593	5,003.02			0.01593	5,003.02	100.00%
	5,000			0.01593	5,003.02			0.01593	5,003.02	100.00%

Jennifer Ebner

Tax Year 2022										
Assessed (BoR Eq.)		State Equalized (1.00000)	Exemptions Amount		State Category	Net Taxable Value	After EZ & TIF	Other Information	County	District
Land:	11,159,660	11,159,660	Home Improvement:	165,645	Farm:	58,231,607	58,231,607	PTELL:		
Farm Land:	42,337,733	42,337,733	Owner Occupied:	3,315,515	Residential:	20,955,026	20,955,026	New Property EAV:	536,648	536,648
Building:	35,762,360	35,762,360	Senior Citizen:	1,111,836	Commercial:	5,810,253	5,810,253	Annexations EAV:	0	0
Farm Building:	5,091,258	5,091,258	Veteran:	0	Industrial:	3,433,786	3,433,786	Disconnection EAV:	0	0
State Assessed:	7,675,955	7,675,955	Senior Assessment Freez	703,639	Mineral:	0	0	Recovered TIF EAV:	690,433	690,433
	102,026,966	102,026,966	Abatement:	0	Pollution Control:	1,534	1,534	Aggregate Extension:	0	
Less Assessments < 150	-1,410	-1,410	Development:	0	State Railroad:	7,674,357	7,674,357	Rate Increase:	0.00000	
	102,025,556	102,025,556	Solar:	0	Local Railroad:	0	0	TIF Loss EAV:	0	
Less Exemptions		-5,918,993	Owner Occupied 50%:	0		96,106,563	96,106,563	EZ EAV Reduction:	0	
Net Taxable Value		96,106,563	Returning Veteran:	0	Overlapping Counties			EZ Tax Reduction:	0.00	
			Disabled Person:	10,000				Industrial Tax Abatement:	0.00	
			Disabled Veteran 50%:	5,000						
			Disabled Veteran 70%:	602,358						
			Leasehold Owner:	0						
			Natural Disaster:	0						
			Disabled Veteran 30%:	5,000						
			5,918,993							

Fund	Levy Request	Max Rate	Auto Set To Max	Calculated Rate	Calculated Taxes	PTELL Factor	PTELL Rate	(w/overrides) Final Rate	Final Taxes	% of Total
001 Corporate	35,000	0.00000		0.03642	35,002.09			0.03642	35,002.09	100.00%
	35,000			0.03642	35,002.09			0.03642	35,002.09	100.00%

Jennifer Ebner

Tax Year 2022										
		State Equalized			State	Net	After			
		(1.00000)	Exemptions	Amount	Category	Taxable Value	EZ & TIF	Other Information	County	District
Land:	9,987,614	9,987,614	Home Improvement:	201,835	Farm:	42,147,863	42,147,863	PTELL:		
Farm Land:	27,642,987	27,642,987	Owner Occupied:	3,492,000	Residential:	33,374,091	33,374,091	New Property EAV:	516,650	516,650
Building:	44,023,761	44,023,761	Senior Citizen:	1,025,000	Commercial:	1,198,155	1,198,155	Annexations EAV:	0	0
Farm Building:	2,646,605	2,646,605	Veteran:	50,371	Industrial:	983,341	983,341	Disconnection EAV:	0	0
State Assessed:	592,638	592,638	Senior Assessment Freez	1,096,557	Mineral:	1,017	1,017	Recovered TIF EAV:	0	0
	84,893,605	84,893,605	Abatement:	0	Pollution Control:	667	667	Aggregate Extension:	0	
Less Assessments < 150	-1,643	-1,643	Development:	0	State Railroad:	591,971	591,971	Rate Increase:	0.00000	
	84,891,962	84,891,962	Solar:	0	Local Railroad:	0	0	TIF Loss EAV:	0	
Less Exemptions		-6,594,857	Owner Occupied 50%:	0		78,297,105	78,297,105	EZ EAV Reduction:	0	
Net Taxable Value		78,297,105	Returning Veteran:	0	Overlapping Counties			EZ Tax Reduction:	0.00	
			Disabled Person:	20,000				Industrial Tax Abatement:	0.00	
			Disabled Veteran 50%:	10,000						
			Disabled Veteran 70%:	694,094						
			Leasehold Owner:	0						
			Natural Disaster:	0						
			Disabled Veteran 30%:	5,000						
				6,594,857						

Fund		Levy Request	Max Rate	Auto Set To Max	Calculated Rate	Calculated Taxes	PTELL Factor	PTELL Rate	(w/overrides) Final Rate	Final Taxes	% of Total
001	Corporate	22,020	0.00000		0.02813	22,024.99			0.02813	22,024.99	100.00%
		22,020			0.02813	22,024.99			0.02813	22,024.99	100.00%

Jennifer Ebner

			Tax Year 2022								
		State Equalized			State	Net	After				
		(1.00000)	Exemptions	Amount	Category	Taxable Value	EZ & TIF	Other Information	County	District	
Land:	21,393,542	21,393,542	Home Improvement:	158,064	Farm:	52,616,887	51,893,154	PTELL:			
Farm Land:	37,610,157	37,610,157	Owner Occupied:	3,394,380	Residential:	36,306,608	36,295,164	New Property EAV:	527,261	527,261	
Building:	90,336,982	90,336,982	Senior Citizen:	870,000	Commercial:	26,259,018	19,835,170	Annexations EAV:	0	0	
Farm Building:	3,096,119	3,096,119	Veteran:	0	Industrial:	31,375,296	28,986,797	Disconnection EAV:	0	0	
State Assessed:	240,326	240,326	Senior Assessment Freez	1,047,871	Mineral:	10,131	10,131	Recovered TIF EAV:	0	0	
	152,677,126	152,677,126	Abatement:	0	Pollution Control:	2,140	2,140	Aggregate Extension:	0		
Less Assessments < 150	-1,177	-1,177	Development:	0	State Railroad:	238,186	238,186	Rate Increase:	0.00000		
	152,675,949	152,675,949	Solar:	0	Local Railroad:	0	0	TIF Loss EAV:	9,547,524		
Less Exemptions		-5,867,683	Owner Occupied 50%:	0		146,808,266	137,260,742	EZ EAV Reduction:	0		
Net Taxable Value		146,808,266	Returning Veteran:	0	Overlapping Counties			EZ Tax Reduction:	0.00		
			Disabled Person:	16,000				Industrial Tax Abatement:	0.00		
			Disabled Veteran 50%:	10,000							
			Disabled Veteran 70%:	371,368							
			Leasehold Owner:	0							
			Natural Disaster:	0							
			Disabled Veteran 30%:	0							
				5,867,683							

Fund		Levy Request	Max Rate	Auto Set To Max	Calculated Rate	Calculated Taxes	PTELL Factor	PTELL Rate	(w/overrides) Final Rate	Final Taxes	% of Total
001	Corporate	18,500	0.00000		0.01348	18,502.92			0.01348	18,502.92	100.00%
		18,500			0.01348	18,502.92			0.01348	18,502.92	100.00%

Jennifer Ebner

			Tax Year 2022								
		State Equalized			State	Net	After				
		(1.00000)	Exemptions	Amount	Category	Taxable Value	EZ & TIF	Other Information	County	District	
Land:	15,239,552	15,239,552	Home Improvement:	127,117	Farm:	33,113,669	33,113,669	PTELL:			
Farm Land:	16,246,869	16,246,869	Owner Occupied:	5,228,252	Residential:	55,020,969	55,020,969	New Property EAV:	284,692	284,692	
Building:	83,296,760	83,296,760	Senior Citizen:	1,160,000	Commercial:	20,746,192	20,746,192	Annexations EAV:	0	0	
Farm Building:	3,160,723	3,160,723	Veteran:	0	Industrial:	480,230	480,230	Disconnection EAV:	0	0	
State Assessed:	517,773	517,773	Senior Assessment Freez	1,002,909	Mineral:	21,590	21,590	Recovered TIF EAV:	0	0	
	118,461,677	118,461,677	Abatement:	0	Pollution Control:	0	0	Aggregate Extension:	0		
Less Assessments < 150	-1,925	-1,925	Development:	0	State Railroad:	517,773	517,773	Rate Increase:	0.00000		
	118,459,752	118,459,752	Solar:	0	Local Railroad:	0	0	TIF Loss EAV:	0		
Less Exemptions		-8,559,329	Owner Occupied 50%:	0		109,900,423	109,900,423	EZ EAV Reduction:	0		
Net Taxable Value		109,900,423	Returning Veteran:	0	Overlapping Counties			EZ Tax Reduction:	0.00		
			Disabled Person:	20,000				Industrial Tax Abatement:	0.00		
			Disabled Veteran 50%:	10,000							
			Disabled Veteran 70%:	999,294							
			Leasehold Owner:	0							
			Natural Disaster:	0							
			Disabled Veteran 30%:	11,757							
				8,559,329							

Fund		Levy Request	Max Rate	Auto Set To Max	Calculated Rate	Calculated Taxes	PTELL Factor	PTELL Rate	(w/overrides) Final Rate	Final Taxes	% of Total
001	Corporate	39,394	0.00000		0.03585	39,399.27			0.03585	39,399.27	100.00%
		39,394			0.03585	39,399.27			0.03585	39,399.27	100.00%

Jennifer Ebner

Tax Year 2022											
Assessed (BoR Eq.)		State Equalized (1.00000)	Exemptions		Amount	State Category	Net Taxable Value	After EZ & TIF	Other Information	County	District
Land:	9,813,391	9,813,391	Home Improvement:	197,269	Farm:	38,339,067	38,339,067	PTELL:			
Farm Land:	24,676,768	24,676,768	Owner Occupied:	3,534,000	Residential:	24,110,156	24,110,156	New Property EAV:	509,732		509,732
Building:	44,767,286	44,767,286	Senior Citizen:	873,006	Commercial:	9,546,766	9,546,766	Annexations EAV:	0		0
Farm Building:	2,330,323	2,330,323	Veteran:	0	Industrial:	3,306,947	3,306,947	Disconnection EAV:	0		0
State Assessed:	496,994	496,994	Senior Assessment Freez	987,509	Mineral:	4,511	4,511	Recovered TIF EAV:	0		0
	82,084,762	82,084,762	Abatement:	0	Pollution Control:	190	190	Aggregate Extension:	0		
Less Assessments < 150	-1,246	-1,246	Development:	0	State Railroad:	496,804	496,804	Rate Increase:	0.00000		
	82,083,516	82,083,516	Solar:	0	Local Railroad:	0	0	TIF Loss EAV:	0		
Less Exemptions		-6,279,075	Owner Occupied 50%:	0		75,804,441	75,804,441	EZ EAV Reduction:	0		
Net Taxable Value		75,804,441	Returning Veteran:	0	Overlapping Counties			EZ Tax Reduction:	0.00		
			Disabled Person:	26,000				Industrial Tax Abatement:	0.00		
			Disabled Veteran 50%:	5,000							
			Disabled Veteran 70%:	653,791							
			Leasehold Owner:	0							
			Natural Disaster:	0							
			Disabled Veteran 30%:	2,500							
			6,279,075								
Fund		Levy Request	Max Rate	Auto Set To Max	Calculated Rate	Calculated Taxes	PTELL Factor	PTELL Rate	(w/overrides) Final Rate	Final Taxes	% of Total
001	Corporate	22,049	0.00000		0.02909	22,052.06			0.02909	22,052.06	100.00%
		22,049			0.02909	22,052.06			0.02909	22,052.06	100.00%

Jennifer Ebner

District Extension Summary

MT06 - FALL RIV-GR RAP

Tax Year 2022

		State Equalized	Exemptions	Amount	State Category	Net Taxable Value	After EZ & TIF	Other Information	County	District
		(BoR Eq.) (1.00000)								
Land:	6,924,511	6,924,511	Home Improvement:	77,159	Farm:	23,658,658	23,658,658	PTELL:		
Farm Land:	15,703,342	15,703,342	Owner Occupied:	2,166,000	Residential:	20,020,677	20,020,677	New Property EAV:	378,902	378,902
Building:	28,219,614	28,219,614	Senior Citizen:	605,000	Commercial:	1,416,626	1,416,626	Annexations EAV:	0	0
Farm Building:	1,554,256	1,554,256	Veteran:	0	Industrial:	3,588,928	3,588,928	Disconnection EAV:	0	0
State Assessed:	0	0	Senior Assessment Freez	681,054	Mineral:	0	0	Recovered TIF EAV:	0	0
	52,401,723	52,401,723	Abatement:	0	Pollution Control:	0	0	Aggregate Extension:	0	
Less Assessments < 150	-1,118	-1,118	Development:	0	State Railroad:	0	0	Rate Increase:	0.00000	
	52,400,605	52,400,605	Solar:	0	Local Railroad:	0	0	TIF Loss EAV:	0	
Less Exemptions		-3,715,716	Owner Occupied 50%:	0		48,684,889	48,684,889	EZ EAV Reduction:	0	
Net Taxable Value		48,684,889	Returning Veteran:	0	Overlapping Counties			EZ Tax Reduction:	0.00	
			Disabled Person:	14,000				Industrial Tax Abatement:	0.00	
			Disabled Veteran 50%:	0						
			Disabled Veteran 70%:	170,003						
			Leasehold Owner:	0						
			Natural Disaster:	0						
			Disabled Veteran 30%:	2,500						
				3,715,716						

Fund		Levy Request	Max Rate	Auto Set To Max	Calculated Rate	Calculated Taxes	PTELL Factor	PTELL Rate	(w/overrides) Final Rate	Final Taxes	% of Total
001	Corporate	20,000	0.00000		0.04109	20,004.48			0.04109	20,004.48	100.00%
		20,000			0.04109	20,004.48			0.04109	20,004.48	100.00%

Jennifer Ebner

Tax Year 2022											
Assessed (BoR Eq.)		State Equalized (1.00000)	Exemptions		Amount	State Category	Net Taxable Value	After EZ & TIF	Other Information	County	District
Land:	24,517,045	24,517,045	Home Improvement:	132,987	Farm:	31,127,371	31,127,371	PTELL:			
Farm Land:	17,771,077	17,771,077	Owner Occupied:	2,500,874	Residential:	23,120,617	23,120,617	New Property EAV:	520,246		520,246
Building:	598,788,911	598,788,911	Senior Citizen:	498,854	Commercial:	17,824,024	17,824,024	Annexations EAV:	0		0
Farm Building:	2,969,160	2,969,160	Veteran:	0	Industrial:	568,305,849	568,305,849	Disconnection EAV:	0		0
State Assessed:	3,675,076	3,675,076	Senior Assessment Freez	358,821	Mineral:	0	0	Recovered TIF EAV:	0		0
	647,721,269	647,721,269	Abatement:	0	Pollution Control:	100,677	100,677	Aggregate Extension:	0		
Less Assessments < 150	-1,059	-1,059	Development:	0	State Railroad:	3,574,399	3,574,399	Rate Increase:	0.00000		
	647,720,210	647,720,210	Solar:	0	Local Railroad:	0	0	TIF Loss EAV:	0		
Less Exemptions		-3,667,273	Owner Occupied 50%:	0		644,052,937	644,052,937	EZ EAV Reduction:	0		
Net Taxable Value		644,052,937	Returning Veteran:	0	Overlapping Counties			EZ Tax Reduction:	0.00		
			Disabled Person:	12,000				Industrial Tax Abatement:	0.00		
			Disabled Veteran 50%:	0							
			Disabled Veteran 70%:	163,737							
			Leasehold Owner:	0							
			Natural Disaster:	0							
			Disabled Veteran 30%:	0							
				3,667,273							

Fund	Levy Request	Max Rate	Auto Set To Max	Calculated Rate	Calculated Taxes	PTELL Factor	PTELL Rate	(w/overrides) Final Rate	Final Taxes	% of Total
001 Corporate	35,900	0.00000		0.00558	35,938.29			0.00558	35,938.29	100.00%
	35,900			0.00558	35,938.29			0.00558	35,938.29	100.00%

Jennifer Ebner

Tax Year 2022												
Assessed (BoR Eq.)		State Equalized (1.00000)	Exemptions		Amount	State Category	Net Taxable Value	After EZ & TIF	Other Information	County	District	
Land:	4,858,894	4,858,894	Home Improvement:	68,224	Farm:	55,891,415	55,713,095	PTELL:				
Farm Land:	48,678,379	48,678,379	Owner Occupied:	3,518,151	Residential:	17,414,351	17,052,022	New Property EAV:	71,100		71,100	
Building:	26,423,360	26,423,360	Senior Citizen:	748,938	Commercial:	4,093,803	3,892,399	Annexations EAV:	0		0	
Farm Building:	2,460,411	2,460,411	Veteran:	0	Industrial:	520	520	Disconnection EAV:	0		0	
State Assessed:	4,292,801	4,292,801	Senior Assessment Freez	444,047	Mineral:	510	510	Recovered TIF EAV:	0		0	
	86,713,845	86,713,845	Abatement:	0	Pollution Control:	805	805	Aggregate Extension:	0			
Less Assessments < 150	-665	-665	Development:	0	State Railroad:	4,291,980	4,291,980	Rate Increase:	0.00000			
	86,713,180	86,713,180	Solar:	0	Local Railroad:	10,750	10,750	TIF Loss EAV:	742,053			
Less Exemptions		-5,009,046	Owner Occupied 50%:	0		81,704,134	80,962,081	EZ EAV Reduction:	0			
Net Taxable Value		81,704,134	Returning Veteran:	0	Overlapping Counties			EZ Tax Reduction:	0.00			
			Disabled Person:	20,000				Industrial Tax Abatement:	0.00			
			Disabled Veteran 50%:	5,000								
			Disabled Veteran 70%:	165,621								
			Leasehold Owner:	0								
			Natural Disaster:	36,565								
			Disabled Veteran 30%:	2,500								
				5,009,046								
Fund			Levy Request	Max Rate	Auto Set To Max	Calculated Rate	Calculated Taxes	PTELL Factor	PTELL Rate	(w/overrides) Final Rate	Final Taxes	% of Total
001	Corporate		47,912	0.00000		0.05918	47,913.42			0.05918	47,913.42	100.00%
			47,912			0.05918	47,913.42			0.05918	47,913.42	100.00%

Jennifer Ebner

Tax Year 2022										
		State Equalized			State	Net Taxable	After			
		(BoR Eq.)			Category	Value	EZ & TIF			
		(1.00000)	Exemptions	Amount					Other Information	District
									County	
Land:	23,866,314	23,866,314	Home Improvement:	74,921	Farm:	34,351,599	34,351,599	PTELL:		
Farm Land:	20,091,770	20,091,770	Owner Occupied:	2,100,000	Residential:	21,213,168	21,213,168	New Property EAV:	440,892	440,892
Building:	572,882,733	572,882,733	Senior Citizen:	490,000	Commercial:	17,043,162	17,043,162	Annexations EAV:	0	0
Farm Building:	2,461,331	2,461,331	Veteran:	0	Industrial:	543,418,333	543,418,333	Disconnection EAV:	0	0
State Assessed:	100,677	100,677	Senior Assessment Freez	393,647	Mineral:	0	0	Recovered TIF EAV:	0	0
	619,402,825	619,402,825	Abatement:	0	Pollution Control:	100,677	100,677	Aggregate Extension:	0	
Less Assessments < 150	-865	-865	Development:	0	State Railroad:	0	0	Rate Increase:	0.00000	
	619,401,960	619,401,960	Solar:	0	Local Railroad:	0	0	TIF Loss EAV:	0	
Less Exemptions		-3,275,021	Owner Occupied 50%:	0		616,126,939	616,126,939	EZ EAV Reduction:	0	
Net Taxable Value		616,126,939	Returning Veteran:	0	Overlapping Counties			EZ Tax Reduction:	0.00	
			Disabled Person:	14,000				Industrial Tax Abatement:	0.00	
			Disabled Veteran 50%:	0						
			Disabled Veteran 70%:	202,453						
			Leasehold Owner:	0						
			Natural Disaster:	0						
			Disabled Veteran 30%:	0						
				3,275,021						

Fund		Levy Request	Max Rate	Auto Set To Max	Calculated Rate	Calculated Taxes	PTELL Factor	PTELL Rate	(w/overrides) Final Rate	Final Taxes	% of Total
001	Corporate	32,570	0.10000		0.00529	32,593.54			0.00529	32,593.54	100.00%
		32,570			0.00529	32,593.54			0.00529	32,593.54	100.00%

Jennifer Ebner

Tax Year 2022											
Assessed (BoR Eq.)		State Equalized (1.00000)	Exemptions		Amount	State Category	Net Taxable Value	After EZ & TIF	Other Information	County	District
Land:	1,727,525	1,727,525	Home Improvement:	32,121	Farm:	389,122	389,122	PTELL:			
Farm Land:	200,020	200,020	Owner Occupied:	1,182,000	Residential:	11,563,898	11,563,898	New Property EAV:	150,694	150,694	
Building:	13,192,289	13,192,289	Senior Citizen:	250,000	Commercial:	1,530,742	1,530,742	Annexations EAV:	0	0	
Farm Building:	148,591	148,591	Veteran:	0	Industrial:	0	0	Disconnection EAV:	0	0	
State Assessed:	171,784	171,784	Senior Assessment Freez	228,763	Mineral:	0	0	Recovered TIF EAV:	0	0	
	15,440,209	15,440,209	Abatement:	0	Pollution Control:	0	0	Aggregate Extension:	0		
Less Assessments < 150	-28	-28	Development:	0	State Railroad:	171,784	171,784	Rate Increase:	0.00000		
	15,440,181	15,440,181	Solar:	0	Local Railroad:	0	0	TIF Loss EAV:	0		
Less Exemptions		-1,784,635	Owner Occupied 50%:	0		13,655,546	13,655,546	EZ EAV Reduction:	0		
Net Taxable Value		13,655,546	Returning Veteran:	0	Overlapping Counties			EZ Tax Reduction:	0.00		
			Disabled Person:	2,000				Industrial Tax Abatement:	0.00		
			Disabled Veteran 50%:	10,000							
			Disabled Veteran 70%:	79,751							
			Leasehold Owner:	0							
			Natural Disaster:	0							
			Disabled Veteran 30%:	0							
			1,784,635								

Fund		Levy Request	Max Rate	Auto Set To Max	Calculated Rate	Calculated Taxes	PTELL Factor	PTELL Rate	(w/overrides) Final Rate	Final Taxes	% of Total
001	Corporate	23,963	0.20000		0.17549	23,964.06			0.17549	23,964.06	80.64%
035	Liability Insurance	5,754	0.00000		0.04214	5,754.43			0.04214	5,754.43	19.36%
		29,717			0.21763	29,718.49			0.21763	29,718.49	100.00%

Jennifer Ebner

Tax Year 2022										
Assessed (BoR Eq.)		State Equalized (1.00000)	Exemptions Amount		State Category	Net Taxable Value	After EZ & TIF	Other Information	County	District
Land:	0	0	Home Improvement:	0	Farm:	0	0	PTELL:		
Farm Land:	0	0	Owner Occupied:	0	Residential:	0	0	New Property EAV:	0	0
Building:	0	0	Senior Citizen:	0	Commercial:	0	0	Annexations EAV:	0	0
Farm Building:	0	0	Veteran:	0	Industrial:	0	0	Disconnection EAV:	0	0
State Assessed:	0	0	Senior Assessment Freez	0	Mineral:	0	0	Recovered TIF EAV:	0	0
	0	0	Abatement:	0	Pollution Control:	0	0	Aggregate Extension:	0	
	0	0	Development:	0	State Railroad:	0	0	Rate Increase:	0.00000	
			Solar:	0	Local Railroad:	0	0	TIF Loss EAV:	0	
			Owner Occupied 50%:	0		0	0	EZ EAV Reduction:	0	
Less Exemptions		0	Returning Veteran:	0	Overlapping Counties			EZ Tax Reduction:	0.00	
Net Taxable Value		0	Disabled Person:	0				Industrial Tax Abatement:	0.00	
			Disabled Veteran 50%:	0						
			Disabled Veteran 70%:	0						
			Leasehold Owner:	0						
			Natural Disaster:	0						
			Disabled Veteran 30%:	0						
				0						

Fund	Levy Request	Max Rate	Auto Set To Max	Calculated Rate	Calculated Taxes	PTELL Factor	PTELL Rate	(w/overrides) Final Rate	Final Taxes	% of Total
001 Corporate	0	0.00000		0.00000	0.00			0.00000	0.00	0.00%
	0			0.00000	0.00			0.00000	0.00	0.00%

Jennifer Ebner

Tax Year 2022											
Assessed (BoR Eq.)		State Equalized (1.00000)	Exemptions Amount		State Category	Net Taxable Value	After EZ & TIF	Other Information	County	District	
Land:	83,300	83,300	Home Improvement:	0	Farm:	0	0	PTELL:			
Farm Land:	0	0	Owner Occupied:	0	Residential:	0	0	New Property EAV:	0	0	
Building:	787,233	787,233	Senior Citizen:	0	Commercial:	830,666	40,813	Annexations EAV:	0	0	
Farm Building:	0	0	Veteran:	0	Industrial:	39,867	37,220	Disconnection EAV:	0	0	
State Assessed:	0	0	Senior Assessment Freez	0	Mineral:	0	0	Recovered TIF EAV:	0	0	
	870,533	870,533	Abatement:	0	Pollution Control:	0	0	Aggregate Extension:	0		
	0	0	Development:	0	State Railroad:	0	0	Rate Increase:	0.00000		
			Solar:	0	Local Railroad:	0	0	TIF Loss EAV:	792,500		
			Owner Occupied 50%:	0		870,533	78,033	EZ EAV Reduction:	0		
Less Exemptions		0	Returning Veteran:	0	Overlapping Counties			EZ Tax Reduction:	0.00		
Net Taxable Value		870,533	Disabled Person:	0				Industrial Tax Abatement:	0.00		
			Disabled Veteran 50%:	0							
			Disabled Veteran 70%:	0							
			Leasehold Owner:	0							
			Natural Disaster:	0							
			Disabled Veteran 30%:	0							
				0							
Fund		Levy Request	Max Rate	Auto Set To Max	Calculated Rate	Calculated Taxes	PTELL Factor	PTELL Rate	(w/overrides) Final Rate	Final Taxes	% of Total
001	Corporate	0	0.00000		0.00000	84,478.65			0.00000	84,478.65	0.00%
		0			0.00000	84,478.65			0.00000	84,478.65	0.00%

Jennifer Ebner

			Tax Year 2022							
Assessed (BoR Eq.)		State Equalized (1.00000)	Exemptions	Amount	State Category	Net Taxable Value	After EZ & TIF	Other Information	County	District
Land:	648,769	648,769	Home Improvement:	0	Farm:	0	0	PTELL:		
Farm Land:	0	0	Owner Occupied:	24,000	Residential:	254,375	172,464	New Property EAV:	0	0
Building:	2,793,586	2,793,586	Senior Citizen:	5,000	Commercial:	2,982,478	2,112,481	Annexations EAV:	0	0
Farm Building:	0	0	Veteran:	0	Industrial:	171,385	86,250	Disconnection EAV:	0	0
State Assessed:	0	0	Senior Assessment Freez	5,117	Mineral:	0	0	Recovered TIF EAV:	0	0
	3,442,355	3,442,355	Abatement:	0	Pollution Control:	0	0	Aggregate Extension:	0	
	0	0	Development:	0	State Railroad:	0	0	Rate Increase:	0.00000	
			Solar:	0	Local Railroad:	0	0	TIF Loss EAV:	1,037,043	
			Owner Occupied 50%:	0		3,408,238	2,371,195	EZ EAV Reduction:	0	
Less Exemptions		-34,117	Returning Veteran:	0	Overlapping Counties			EZ Tax Reduction:	0.00	
Net Taxable Value		3,408,238	Disabled Person:	0				Industrial Tax Abatement:	0.00	
			Disabled Veteran 50%:	0						
			Disabled Veteran 70%:	0						
			Leasehold Owner:	0						
			Natural Disaster:	0						
			Disabled Veteran 30%:	0						
				34,117						

Fund	Levy Request	Max Rate	Auto Set To Max	Calculated Rate	Calculated Taxes	PTELL Factor	PTELL Rate	(w/overrides) Final Rate	Final Taxes	% of Total
001 General Fund	0	0.00000		0.00000	110,546.70			0.00000	110,546.70	0.00%
	0			0.00000	110,546.70			0.00000	110,546.70	0.00%

Jennifer Ebner

Tax Year 2022																				
Assessed (BoR Eq.)			State Equalized (1.00000)		Exemptions		Amount		State Category		Net Taxable Value		After EZ & TIF		Other Information		County		District	
Land:		945,525	945,525		Home Improvement:		0		Farm:		31,417		11,136		PTELL:					
Farm Land:		31,417	31,417		Owner Occupied:		0		Residential:		0		0		New Property EAV:		0		0	
Building:		1,093,439	1,093,439		Senior Citizen:		0		Commercial:		691,194		14,219		Annexations EAV:		0		0	
Farm Building:		0	0		Veteran:		0		Industrial:		1,347,770		32,668		Disconnection EAV:		0		0	
State Assessed:		0	0		Senior Assessment Freez		0		Mineral:		0		0		Recovered TIF EAV:		0		0	
		2,070,381	2,070,381		Abatement:		0		Pollution Control:		0		0		Aggregate Extension:		0			
		0	0		Development:		0		State Railroad:		0		0		Rate Increase:		0.00000			
					Solar:		0		Local Railroad:		0		0		TIF Loss EAV:		2,012,358			
					Owner Occupied 50%:		0				2,070,381		58,023		EZ EAV Reduction:		0			
Less Exemptions			0		Returning Veteran:		0		Overlapping Counties						EZ Tax Reduction:		0.00			
Net Taxable Value			2,070,381		Disabled Person:		0								Industrial Tax Abatement:		0.00			
					Disabled Veteran 50%:		0													
					Disabled Veteran 70%:		0													
					Leasehold Owner:		0													
					Natural Disaster:		0													
					Disabled Veteran 30%:		0													
							0													
Fund		Levy Request	Max Rate	Auto Set To Max	Calculated Rate	Calculated Taxes	PTELL Factor	PTELL Rate	(w/overrides) Final Rate	Final Taxes	% of Total									
001 Corporate		0	0.00000		0.00000	225,538.30			0.00000	225,538.30	0.00%									
		0			0.00000	225,538.30			0.00000	225,538.30	0.00%									

Jennifer Ebner

Tax Year 2022										
Assessed (BoR Eq.)		State Equalized (1.00000)	Exemptions Amount		State Category	Net Taxable Value	After EZ & TIF	Other Information	County	District
Land:	101,554	101,554	Home Improvement:	0	Farm:	1,080,470	370,131	PTELL:		
Farm Land:	758,464	758,464	Owner Occupied:	18,000	Residential:	149,003	21,598	New Property EAV:	0	0
Building:	316,448	316,448	Senior Citizen:	5,000	Commercial:	0	0	Annexations EAV:	0	0
Farm Building:	76,007	76,007	Veteran:	0	Industrial:	0	0	Disconnection EAV:	0	0
State Assessed:	0	0	Senior Assessment Freez	0	Mineral:	0	0	Recovered TIF EAV:	0	0
	1,252,473	1,252,473	Abatement:	0	Pollution Control:	0	0	Aggregate Extension:	0	
	0	0	Development:	0	State Railroad:	0	0	Rate Increase:	0.00000	
			Solar:	0	Local Railroad:	0	0	TIF Loss EAV:	837,744	
			Owner Occupied 50%:	0		1,229,473	391,729	EZ EAV Reduction:	0	
Less Exemptions		-23,000	Returning Veteran:	0	Overlapping Counties			EZ Tax Reduction:	0.00	
Net Taxable Value		1,229,473	Disabled Person:	0				Industrial Tax Abatement:	0.00	
			Disabled Veteran 50%:	0						
			Disabled Veteran 70%:	0						
			Leasehold Owner:	0						
			Natural Disaster:	0						
			Disabled Veteran 30%:	0						
			23,000							

Fund	Levy Request	Max Rate	Auto Set To Max	Calculated Rate	Calculated Taxes	PTELL Factor	PTELL Rate	(w/overrides) Final Rate	Final Taxes	% of Total
001 Corporate	0	0.00000		0.00000	76,036.44			0.00000	76,036.44	0.00%
	0			0.00000	76,036.44			0.00000	76,036.44	0.00%

Jennifer Ebner

District Extension Summary

TFB5 - TIF LASALLE IV

Tax Year 2022

		State Equalized (1.00000)								
Assessed (BoR Eq.)			Exemptions	Amount	State Category	Net Taxable Value	After EZ & TIF	Other Information	County	District
Land:	879,849	879,849	Home Improvement:	11,029	Farm:	28,834	12,097	PTELL:		
Farm Land:	28,034	28,034	Owner Occupied:	264,000	Residential:	4,460,047	124,468	New Property EAV:	0	0
Building:	4,721,229	4,721,229	Senior Citizen:	80,000	Commercial:	217,253	133,577	Annexations EAV:	0	0
Farm Building:	800	800	Veteran:	0	Industrial:	423,664	349,004	Disconnection EAV:	0	0
State Assessed:	0	0	Senior Assessment Freez	48,734	Mineral:	0	0	Recovered TIF EAV:	0	0
	5,629,912	5,629,912	Abatement:	0	Pollution Control:	0	0	Aggregate Extension:	0	
Less Assessments < 150	-2	-2	Development:	0	State Railroad:	0	0	Rate Increase:	0.00000	
	5,629,910	5,629,910	Solar:	0	Local Railroad:	0	0	TIF Loss EAV:	4,510,652	
			Owner Occupied 50%:	0		5,129,798	619,146	EZ EAV Reduction:	0	
Less Exemptions		-500,112	Returning Veteran:	0	Overlapping Counties			EZ Tax Reduction:	0.00	
Net Taxable Value		5,129,798	Disabled Person:	2,000				Industrial Tax Abatement:	0.00	
			Disabled Veteran 50%:	0						
			Disabled Veteran 70%:	94,349						
			Leasehold Owner:	0						
			Natural Disaster:	0						
			Disabled Veteran 30%:	0						
			500,112							

Fund		Levy Request	Max Rate	Auto Set To Max	Calculated Rate	Calculated Taxes	PTELL Factor	PTELL Rate	(w/overrides) Final Rate	Final Taxes	% of Total
001	Corporate	0	0.00000		0.00000	467,452.38			0.00000	467,452.38	0.00%
		0			0.00000	467,452.38			0.00000	467,452.38	0.00%

Jennifer Ebner

District Extension Summary

TFB6 - TIF LASALLE V

Tax Year 2022

Assessed (BoR Eq.)		State Equalized (1.00000)	Exemptions	Amount	State Category	Net Taxable Value	After EZ & TIF	Other Information	County	District	
Land:	2,556,753	2,556,753	Home Improvement:		1,037	Farm:	26,396	1,205	PTELL:		
Farm Land:	26,396	26,396	Owner Occupied:	452,204	Residential:	2,293,120	1,982,091	New Property EAV:	0		
Building:	10,548,192	10,548,192	Senior Citizen:	123,736	Commercial:	9,888,034	7,113,214	Annexations EAV:	71,578		
Farm Building:	0	0	Veteran:	0	Industrial:	264,193	120,006	Disconnection EAV:	0		
State Assessed:	0	0	Senior Assessment Freez	69,112	Mineral:	0	0	Recovered TIF EAV:	0		
	13,131,341	13,131,341	Abatement:	0	Pollution Control:	0	0	Aggregate Extension:	0		
	0	0	Development:	0	State Railroad:	0	0	Rate Increase:	0.00000		
			Solar:	0	Local Railroad:	0	0	TIF Loss EAV:	3,255,227		
			Owner Occupied 50%:	0		12,471,743	9,216,516	EZ EAV Reduction:	0		
Less Exemptions		-659,598	Returning Veteran:	0	Overlapping Counties			EZ Tax Reduction:	0.00		
Net Taxable Value		12,471,743	Disabled Person:	6,000				Industrial Tax Abatement:	0.00		
			Disabled Veteran 50%:	0							
			Disabled Veteran 70%:	7,509							
			Leasehold Owner:	0							
			Natural Disaster:	0							
			Disabled Veteran 30%:	0							
			659,598								
Fund		Levy Request	Max Rate	Auto Set To Max	Calculated Rate	Calculated Taxes	PTELL Factor	PTELL Rate	(w/overrides) Final Rate	Final Taxes	% of Total
001	Corporate	0	0.00000		0.00000	337,847.28			0.00000	337,847.28	0.00%
		0			0.00000	337,847.28			0.00000	337,847.28	0.00%

Jennifer Ebner

I, JENNIFER EBNER, County Clerk for LASALLE County Illinois, do hereby certify this report to be a true and complete copy of the 2022 extension information.

District Extension Summary

TFB7 - TIF LASALLE VIII COMM PARTNER

Tax Year 2022												
Assessed (BoR Eq.)		State Equalized (1.00000)	Exemptions Amount		State Category	Net Taxable Value	After EZ & TIF	Other Information	County	District		
Land:	1,348,471	1,348,471	Home Improvement:	0	Farm:	271,037	152,192	PTELL:				
Farm Land:	151,354	151,354	Owner Occupied:	24,000	Residential:	397,773	374,289	New Property EAV:	0	0		
Building:	6,251,000	6,251,000	Senior Citizen:	15,000	Commercial:	3,505,193	2,375,211	Annexations EAV:	0	0		
Farm Building:	13,878	13,878	Veteran:	0	Industrial:	3,551,700	2,333,301	Disconnection EAV:	0	0		
State Assessed:	0	0	Senior Assessment Freez	0	Mineral:	0	0	Recovered TIF EAV:	0	0		
	7,764,703	7,764,703	Abatement:	0	Pollution Control:	0	0	Aggregate Extension:	0			
	0	0	Development:	0	State Railroad:	0	0	Rate Increase:	0.00000			
			Solar:	0	Local Railroad:	0	0	TIF Loss EAV:	2,490,710			
			Owner Occupied 50%:	0		7,725,703	5,234,993	EZ EAV Reduction:	0			
Less Exemptions		-39,000	Returning Veteran:	0	Overlapping Counties			EZ Tax Reduction:	0.00			
Net Taxable Value		7,725,703	Disabled Person:	0				Industrial Tax Abatement:	0.00			
			Disabled Veteran 50%:	0								
			Disabled Veteran 70%:	0								
			Leasehold Owner:	0								
			Natural Disaster:	0								
			Disabled Veteran 30%:	0								
			39,000									
Fund			Levy Request	Max Rate	Auto Set To Max	Calculated Rate	Calculated Taxes	PTELL Factor	PTELL Rate	(w/overrides) Final Rate	Final Taxes	% of Total
001	General Fund		0	0.00000		0.00000	243,725.63			0.00000	243,725.63	0.00%
			0			0.00000	243,725.63			0.00000	243,725.63	0.00%

Jennifer Ebner

District Extension Summary

TFC1 - TIF LASALLE III

Tax Year 2022

		State	Exemptions	Amount	State	Net	After	Other	County	District
Assessed	Equalized	(1.00000)								
(BoR Eq.)					Category	Taxable	EZ & TIF	Information		
Land:	1,240,619	1,240,619	Home Improvement:	0	Farm:	28,069	8,351	PTELL:		
Farm Land:	28,069	28,069	Owner Occupied:	0	Residential:	0	0	New Property EAV:	0	0
Building:	6,042,950	6,042,950	Senior Citizen:	0	Commercial:	7,283,568	5,558	Annexations EAV:	0	0
Farm Building:	0	0	Veteran:	0	Industrial:	0	0	Disconnection EAV:	0	0
State Assessed:	0	0	Senior Assessment Freez	0	Mineral:	0	0	Recovered TIF EAV:	0	0
	7,311,638	7,311,638	Abatement:	0	Pollution Control:	0	0	Aggregate Extension:	0	
Less Assessments < 150	-1	-1	Development:	0	State Railroad:	0	0	Rate Increase:	0.00000	
	7,311,637	7,311,637	Solar:	0	Local Railroad:	0	0	TIF Loss EAV:	7,297,728	
			Owner Occupied 50%:	0		7,311,637	13,909	EZ EAV Reduction:	0	
Less Exemptions		0	Returning Veteran:	0	Overlapping Counties			EZ Tax Reduction:	0.00	
Net Taxable Value		7,311,637	Disabled Person:	0				Industrial Tax Abatement:	0.00	
			Disabled Veteran 50%:	0						
			Disabled Veteran 70%:	0						
			Leasehold Owner:	0						
			Natural Disaster:	0						
			Disabled Veteran 30%:	0						
				0						

Fund	Levy Request	Max Rate	Auto Set To Max	Calculated Rate	Calculated Taxes	PTELL Factor	PTELL Rate	(w/overrides) Final Rate	Final Taxes	% of Total
001 Corporate	0	0.00000		0.00000	777,761.96			0.00000	777,761.96	0.00%
	0			0.00000	777,761.96			0.00000	777,761.96	0.00%

Jennifer Ebner

Tax Year 2022																				
Assessed (BoR Eq.)			State Equalized (1.00000)		Exemptions		Amount		State Category		Net Taxable Value		After EZ & TIF		Other Information		County		District	
Land:		2,491,166	2,491,166		Home Improvement:		0		Farm:		0		0		PTELL:					
Farm Land:		0	0		Owner Occupied:		19,329		Residential:		166,385		121,000		New Property EAV:		0		0	
Building:		7,976,027	7,976,027		Senior Citizen:		0		Commercial:		10,281,369		6,199,696		Annexations EAV:		0		0	
Farm Building:		0	0		Veteran:		0		Industrial:		0		0		Disconnection EAV:		0		0	
State Assessed:		0	0		Senior Assessment Freez		0		Mineral:		0		0		Recovered TIF EAV:		0		0	
		10,467,193	10,467,193		Abatement:		0		Pollution Control:		0		0		Aggregate Extension:		0			
Less Assessments < 150		-110	-110		Development:		0		State Railroad:		0		0		Rate Increase:		0.00000			
		10,467,083	10,467,083		Solar:		0		Local Railroad:		0		0		TIF Loss EAV:		4,127,058			
Less Exemptions			-19,329		Owner Occupied 50%:		0				10,447,754		6,320,696		EZ EAV Reduction:		0			
Net Taxable Value			10,447,754		Returning Veteran:		0		Overlapping Counties						EZ Tax Reduction:		0.00			
					Disabled Person:		0								Industrial Tax Abatement:		0.00			
					Disabled Veteran 50%:		0													
					Disabled Veteran 70%:		0													
					Leasehold Owner:		0													
					Natural Disaster:		0													
					Disabled Veteran 30%:		0													
							19,329													
Fund		Levy Request	Max Rate	Auto Set To Max	Calculated Rate	Calculated Taxes	PTELL Factor	PTELL Rate	(w/overrides) Final Rate	Final Taxes	% of Total									
001 Corporate		0	0.00000		0.00000	440,630.27			0.00000	440,630.27	0.00%									
		0			0.00000	440,630.27			0.00000	440,630.27	0.00%									

Jennifer Ebner

District Extension Summary

TFC3 - TIF OTTAWA IV

Tax Year 2022

		State	Exemptions	Amount	State	Net	After	Other	County	District
Assessed	Equalized	(1.00000)								
(BoR Eq.)					Category	Taxable	EZ & TIF	Information		
						Value				
Land:	241,447	241,447	Home Improvement:	0	Farm:	0	0	PTELL:		
Farm Land:	33	33	Owner Occupied:	0	Residential:	920	920	New Property EAV:	0	0
Building:	1,992,636	1,992,636	Senior Citizen:	0	Commercial:	1,830,264	573,519	Annexations EAV:	0	0
Farm Building:	0	0	Veteran:	0	Industrial:	402,899	745	Disconnection EAV:	0	0
State Assessed:	0	0	Senior Assessment Freez	0	Mineral:	0	0	Recovered TIF EAV:	0	0
	2,234,116	2,234,116	Abatement:	0	Pollution Control:	0	0	Aggregate Extension:	0	
Less Assessments < 150	-33	-33	Development:	0	State Railroad:	0	0	Rate Increase:	0.00000	
	2,234,083	2,234,083	Solar:	0	Local Railroad:	0	0	TIF Loss EAV:	1,658,899	
			Owner Occupied 50%:	0		2,234,083	575,184	EZ EAV Reduction:	0	
Less Exemptions		0	Returning Veteran:	0	Overlapping Counties			EZ Tax Reduction:	0.00	
Net Taxable Value		2,234,083	Disabled Person:	0				Industrial Tax Abatement:	0.00	
			Disabled Veteran 50%:	0						
			Disabled Veteran 70%:	0						
			Leasehold Owner:	0						
			Natural Disaster:	0						
			Disabled Veteran 30%:	0						
				0						

Fund	Levy Request	Max Rate	Auto Set To Max	Calculated Rate	Calculated Taxes	PTELL Factor	PTELL Rate	(w/overrides) Final Rate	Final Taxes	% of Total
001 Corporate	0	0.00000		0.00000	161,725.06			0.00000	161,725.06	0.00%
	0			0.00000	161,725.06			0.00000	161,725.06	0.00%

Jennifer Ebner

I, JENNIFER EBNER, County Clerk for LASALLE County Illinois, do hereby certify this report to be a true and complete copy of the 2022 extension information.

Tax Year 2022										
		State	Exemptions	Amount	State	Net	After	Other	County	District
Assessed	Equalized	(1.00000)								
(BoR Eq.)					Category	Value	EZ & TIF	Information		
Land:	1,890,430	1,890,430	Home Improvement:	0	Farm:	795,371	293,321	PTELL:		
Farm Land:	615,308	615,308	Owner Occupied:	6,000	Residential:	45,332	31,636	New Property EAV:	0	0
Building:	7,369,509	7,369,509	Senior Citizen:	0	Commercial:	7,986,426	249,154	Annexations EAV:	0	0
Farm Building:	54,406	54,406	Veteran:	0	Industrial:	1,096,524	1,004,308	Disconnection EAV:	0	0
State Assessed:	0	0	Senior Assessment Freez	0	Mineral:	0	0	Recovered TIF EAV:	0	0
	9,929,653	9,929,653	Abatement:	0	Pollution Control:	0	0	Aggregate Extension:	0	
	0	0	Development:	0	State Railroad:	0	0	Rate Increase:	0.00000	
			Solar:	0	Local Railroad:	0	0	TIF Loss EAV:	8,345,234	
			Owner Occupied 50%:	0		9,923,653	1,578,419	EZ EAV Reduction:	0	
Less Exemptions		-6,000	Returning Veteran:	0	Overlapping Counties			EZ Tax Reduction:	0.00	
Net Taxable Value		9,923,653	Disabled Person:	0				Industrial Tax Abatement:	0.00	
			Disabled Veteran 50%:	0						
			Disabled Veteran 70%:	0						
			Leasehold Owner:	0						
			Natural Disaster:	0						
			Disabled Veteran 30%:	0						
				6,000						

Fund		Levy Request	Max Rate	Auto Set To Max	Calculated Rate	Calculated Taxes	PTELL Factor	PTELL Rate	(w/overrides) Final Rate	Final Taxes	% of Total
001	Corporate	0	0.00000		0.00000	813,784.00			0.00000	813,784.00	0.00%
		0			0.00000	813,784.00			0.00000	813,784.00	0.00%

Jennifer Ebner

			Tax Year 2022							
		State Equalized			State	Net	After			
		(1.00000)	Exemptions	Amount	Category	Taxable Value	EZ & TIF	Other Information	County	District
Land:	9,903,018	9,903,018	Home Improvement:	10,722	Farm:	18,901	5,857	PTELL:		
Farm Land:	18,901	18,901	Owner Occupied:	774,000	Residential:	23,024,553	3,600,308	New Property EAV:	0	0
Building:	24,035,152	24,035,152	Senior Citizen:	246,367	Commercial:	8,136,266	5,370,932	Annexations EAV:	0	0
Farm Building:	0	0	Veteran:	0	Industrial:	1,415,444	1,193,294	Disconnection EAV:	0	0
State Assessed:	0	0	Senior Assessment Freez	225,196	Mineral:	0	0	Recovered TIF EAV:	0	0
	33,957,071	33,957,071	Abatement:	0	Pollution Control:	0	0	Aggregate Extension:	0	
Less Assessments < 150	-1,369	-1,369	Development:	0	State Railroad:	0	0	Rate Increase:	0.00000	
	33,955,702	33,955,702	Solar:	0	Local Railroad:	0	0	TIF Loss EAV:	22,424,773	
Less Exemptions		-1,360,538	Owner Occupied 50%:	0		32,595,164	10,170,391	EZ EAV Reduction:	0	
Net Taxable Value		32,595,164	Returning Veteran:	0	Overlapping Counties			EZ Tax Reduction:	0.00	
			Disabled Person:	6,000				Industrial Tax Abatement:	0.00	
			Disabled Veteran 50%:	0						
			Disabled Veteran 70%:	98,253						
			Leasehold Owner:	0						
			Natural Disaster:	0						
			Disabled Veteran 30%:	0						
				1,360,538						

Fund		Levy Request	Max Rate	Auto Set To Max	Calculated Rate	Calculated Taxes	PTELL Factor	PTELL Rate	(w/overrides) Final Rate	Final Taxes	% of Total
001	Corporate	0	0.00000		0.00000	2,205,522.19			0.00000	2,205,522.19	0.00%
		0			0.00000	2,205,522.19			0.00000	2,205,522.19	0.00%

Jennifer Ebner

Tax Year 2022																				
Assessed (BoR Eq.)			State Equalized (1.00000)		Exemptions		Amount		State Category		Net Taxable Value		After EZ & TIF		Other Information		County		District	
Land:		910,023	910,023	Home Improvement:		0	Farm:		670,321	429,166	PTELL:									
Farm Land:		587,567	587,567	Owner Occupied:		0	Residential:		70,915	59,504	New Property EAV:		0					0		
Building:		3,074,536	3,074,536	Senior Citizen:		0	Commercial:		2,632,898	2,632,898	Annexations EAV:		0					0		
Farm Building:		14,618	14,618	Veteran:		0	Industrial:		1,212,496	1,203,587	Disconnection EAV:		0					0		
State Assessed:		0	0	Senior Assessment Freez		0	Mineral:		0	0	Recovered TIF EAV:		0					0		
		4,586,744	4,586,744	Abatement:		0	Pollution Control:		0	0	Aggregate Extension:		0							
Less Assessments < 150		-114	-114	Development:		0	State Railroad:		0	0	Rate Increase:		0.00000							
		4,586,630	4,586,630	Solar:		0	Local Railroad:		0	0	TIF Loss EAV:		261,475							
				Owner Occupied 50%:		0			4,586,630	4,325,155	EZ EAV Reduction:		0							
Less Exemptions			0	Returning Veteran:		0	Overlapping Counties				EZ Tax Reduction:		0.00							
Net Taxable Value			4,586,630	Disabled Person:		0					Industrial Tax Abatement:		0.00							
				Disabled Veteran 50%:		0														
				Disabled Veteran 70%:		0														
				Leasehold Owner:		0														
				Natural Disaster:		0														
				Disabled Veteran 30%:		0														
						0														
Fund				Levy Request	Max Rate	Auto Set To Max	Calculated Rate	Calculated Taxes	PTELL Factor	PTELL Rate	(w/overrides) Final Rate	Final Taxes	% of Total							
001 General Fund				0	0.00000		0.00000	25,490.55			0.00000	25,490.55	0.00%							
				0			0.00000	25,490.55			0.00000	25,490.55	0.00%							

Jennifer Ebner

District Extension Summary

TFD1 - TIF TONICA I

Tax Year 2022

Assessed (BoR Eq.)		State Equalized (1.00000)	Exemptions	Amount	State Category	Net Taxable Value	After EZ & TIF	Other Information	County	District
Land:	0	0	Home Improvement:	0	Farm:	0	0	PTELL:		
Farm Land:	0	0	Owner Occupied:	0	Residential:	0	0	New Property EAV:	0	0
Building:	0	0	Senior Citizen:	0	Commercial:	0	0	Annexations EAV:	0	0
Farm Building:	0	0	Veteran:	0	Industrial:	0	0	Disconnection EAV:	0	0
State Assessed:	0	0	Senior Assessment Freez	0	Mineral:	0	0	Recovered TIF EAV:	0	0
	0	0	Abatement:	0	Pollution Control:	0	0	Aggregate Extension:	0	
	0	0	Development:	0	State Railroad:	0	0	Rate Increase:	0.00000	
			Solar:	0	Local Railroad:	0	0	TIF Loss EAV:	0	
			Owner Occupied 50%:	0		0	0	EZ EAV Reduction:	0	
Less Exemptions		0	Returning Veteran:	0	Overlapping Counties			EZ Tax Reduction:	0.00	
Net Taxable Value		0	Disabled Person:	0				Industrial Tax Abatement:	0.00	
			Disabled Veteran 50%:	0						
			Disabled Veteran 70%:	0						
			Leasehold Owner:	0						
			Natural Disaster:	0						
			Disabled Veteran 30%:	0						
				0						

Fund	Levy Request	Max Rate	Auto Set To Max	Calculated Rate	Calculated Taxes	PTELL Factor	PTELL Rate	(w/overrides) Final Rate	Final Taxes	% of Total
001 Corporate	0	0.00000		0.00000	0.00			0.00000	0.00	0.00%
	0			0.00000	0.00			0.00000	0.00	0.00%

Jennifer Ebner

District Extension Summary

TFD2 - TIF TONICA II

Tax Year 2022

Assessed (BoR Eq.)		State Equalized (1.00000)	Exemptions	Amount	State Category	Net Taxable Value	After EZ & TIF	Other Information	County	District
Land:	322,137	322,137	Home Improvement:	20,539	Farm:	345,550	271,871	PTELL:		
Farm Land:	215,485	215,485	Owner Occupied:	114,000	Residential:	508,946	395,087	New Property EAV:	0	0
Building:	1,796,174	1,796,174	Senior Citizen:	21,652	Commercial:	1,293,660	581,860	Annexations EAV:	0	0
Farm Building:	1,560	1,560	Veteran:	0	Industrial:	0	0	Disconnection EAV:	0	0
State Assessed:	0	0	Senior Assessment Freez	31,008	Mineral:	0	0	Recovered TIF EAV:	0	0
	2,335,356	2,335,356	Abatement:	0	Pollution Control:	0	0	Aggregate Extension:	0	
Less Assessments < 150	-1	-1	Development:	0	State Railroad:	0	0	Rate Increase:	0.00000	
	2,335,355	2,335,355	Solar:	0	Local Railroad:	0	0	TIF Loss EAV:	899,338	
			Owner Occupied 50%:	0		2,148,156	1,248,818	EZ EAV Reduction:	0	
Less Exemptions		-187,199	Returning Veteran:	0	Overlapping Counties			EZ Tax Reduction:	0.00	
Net Taxable Value		2,148,156	Disabled Person:	0				Industrial Tax Abatement:	0.00	
			Disabled Veteran 50%:	0						
			Disabled Veteran 70%:	0						
			Leasehold Owner:	0						
			Natural Disaster:	0						
			Disabled Veteran 30%:	0						
				187,199						

Fund	Levy Request	Max Rate	Auto Set To Max	Calculated Rate	Calculated Taxes	PTELL Factor	PTELL Rate	(w/overrides) Final Rate	Final Taxes	% of Total
001 General Fund	0	0.00000		0.00000	78,237.53			0.00000	78,237.53	0.00%
	0			0.00000	78,237.53			0.00000	78,237.53	0.00%

Jennifer Ebner

District Extension Summary

TFF1 - TIF SENECA I

Tax Year 2022

Assessed (BoR Eq.)		State Equalized (1.00000)	Exemptions	Amount	State Category	Net Taxable Value	After EZ & TIF	Other Information	County	District
Land:	1,246,811	1,246,811	Home Improvement:	0	Farm:	0	0	PTELL:		
Farm Land:	0	0	Owner Occupied:	0	Residential:	0	0	New Property EAV:	0	0
Building:	6,197,262	6,197,262	Senior Citizen:	0	Commercial:	54,463	16,620	Annexations EAV:	0	0
Farm Building:	0	0	Veteran:	0	Industrial:	7,389,610	1,108,858	Disconnection EAV:	0	0
State Assessed:	0	0	Senior Assessment Freez	0	Mineral:	0	0	Recovered TIF EAV:	0	0
	7,444,073	7,444,073	Abatement:	0	Pollution Control:	0	0	Aggregate Extension:	0	
	0	0	Development:	0	State Railroad:	0	0	Rate Increase:	0.00000	
			Solar:	0	Local Railroad:	0	0	TIF Loss EAV:	6,318,595	
			Owner Occupied 50%:	0		7,444,073	1,125,478	EZ EAV Reduction:	0	
Less Exemptions		0	Returning Veteran:	0	Overlapping Counties			EZ Tax Reduction:	0.00	
Net Taxable Value		7,444,073	Disabled Person:	0				Industrial Tax Abatement:	0.00	
			Disabled Veteran 50%:	0						
			Disabled Veteran 70%:	0						
			Leasehold Owner:	0						
			Natural Disaster:	0						
			Disabled Veteran 30%:	0						
				0						

Fund	Levy Request	Max Rate	Auto Set To Max	Calculated Rate	Calculated Taxes	PTELL Factor	PTELL Rate	(w/overrides) Final Rate	Final Taxes	% of Total
001 Corporate	0	0.00000		0.00000	450,452.70			0.00000	450,452.70	0.00%
	0			0.00000	450,452.70			0.00000	450,452.70	0.00%

Jennifer Ebner

Tax Year 2022										
Assessed (BoR Eq.)		State Equalized (1.00000)	Exemptions Amount		State Category	Net Taxable Value	After EZ & TIF	Other Information	County	District
Land:	727,689	727,689	Home Improvement:	0	Farm:	0	0	PTELL:		
Farm Land:	0	0	Owner Occupied:	6,000	Residential:	23,258	5,384	New Property EAV:	0	0
Building:	5,132,077	5,132,077	Senior Citizen:	0	Commercial:	5,546,472	855,232	Annexations EAV:	0	0
Farm Building:	0	0	Veteran:	0	Industrial:	283,904	95,562	Disconnection EAV:	0	0
State Assessed:	0	0	Senior Assessment Freez	0	Mineral:	0	0	Recovered TIF EAV:	0	0
	5,859,766	5,859,766	Abatement:	0	Pollution Control:	0	0	Aggregate Extension:	0	
Less Assessments < 150	-132	-132	Development:	0	State Railroad:	0	0	Rate Increase:	0.00000	
	5,859,634	5,859,634	Solar:	0	Local Railroad:	0	0	TIF Loss EAV:	4,897,456	
			Owner Occupied 50%:	0		5,853,634	956,178	EZ EAV Reduction:	0	
Less Exemptions		-6,000	Returning Veteran:	0	Overlapping Counties			EZ Tax Reduction:	0.00	
Net Taxable Value		5,853,634	Disabled Person:	0				Industrial Tax Abatement:	0.00	
			Disabled Veteran 50%:	0						
			Disabled Veteran 70%:	0						
			Leasehold Owner:	0						
			Natural Disaster:	0						
			Disabled Veteran 30%:	0						
			6,000							

Fund	Levy Request	Max Rate	Auto Set To Max	Calculated Rate	Calculated Taxes	PTELL Factor	PTELL Rate	(w/overrides) Final Rate	Final Taxes	% of Total
001 Corporate	0	0.00000		0.00000	506,537.26			0.00000	506,537.26	0.00%
	0			0.00000	506,537.26			0.00000	506,537.26	0.00%

Jennifer Ebner

District Extension Summary

TFP1 - TIF LASALLE I

Tax Year 2022

	Assessed (BoR Eq.)	State Equalized (1.00000)	Exemptions	Amount	State Category	Net Taxable Value	After EZ & TIF	Other Information	County	District
Land:	3,242,715	3,242,715	Home Improvement:	40,518	Farm:	156,087	57,213	PTELL:		
Farm Land:	140,467	140,467	Owner Occupied:	804,000	Residential:	12,563,758	314,694	New Property EAV:	0	0
Building:	17,588,596	17,588,596	Senior Citizen:	160,000	Commercial:	1,608,213	389,682	Annexations EAV:	0	0
Farm Building:	4,260	4,260	Veteran:	0	Industrial:	5,297,353	1,789,154	Disconnection EAV:	0	0
State Assessed:	0	0	Senior Assessment Freez	58,207	Mineral:	0	0	Recovered TIF EAV:	0	0
	20,976,038	20,976,038	Abatement:	0	Pollution Control:	0	0	Aggregate Extension:	0	
Less Assessments < 150	-92	-92	Development:	0	State Railroad:	0	0	Rate Increase:	0.00000	
	20,975,946	20,975,946	Solar:	0	Local Railroad:	0	0	TIF Loss EAV:	17,074,668	
Less Exemptions		-1,350,535	Owner Occupied 50%:	0		19,625,411	2,550,743	EZ EAV Reduction:	0	
Net Taxable Value		19,625,411	Returning Veteran:	0	Overlapping Counties			EZ Tax Reduction:	0.00	
			Disabled Person:	4,000				Industrial Tax Abatement:	0.00	
			Disabled Veteran 50%:	0						
			Disabled Veteran 70%:	278,810						
			Leasehold Owner:	0						
			Natural Disaster:	0						
			Disabled Veteran 30%:	5,000						
				1,350,535						

Fund		Levy Request	Max Rate	Auto Set To Max	Calculated Rate	Calculated Taxes	PTELL Factor	PTELL Rate	(w/overrides) Final Rate	Final Taxes	% of Total
001	Corporate	0	0.00000		0.00000	1,792,042.29			0.00000	1,792,042.29	0.00%
		0			0.00000	1,792,042.29			0.00000	1,792,042.29	0.00%

Jennifer Ebner

District Extension Summary

TFS2 - TIF OGLESBY VI

Tax Year 2022

		State Equalized (1.00000)			State Category	Net Taxable Value	After EZ & TIF	Other Information	County	District
Assessed (BoR Eq.)			Exemptions	Amount						
Land:	1,869,710	1,869,710	Home Improvement:	0	Farm:	806,109	587,109	PTELL:		
Farm Land:	733,453	733,453	Owner Occupied:	192,000	Residential:	1,601,982	1,128,248	New Property EAV:	0	0
Building:	4,298,031	4,298,031	Senior Citizen:	40,000	Commercial:	2,389,520	782,344	Annexations EAV:	0	0
Farm Building:	27,321	27,321	Veteran:	0	Industrial:	1,828,343	1,828,343	Disconnection EAV:	0	0
State Assessed:	0	0	Senior Assessment Freez	26,386	Mineral:	0	0	Recovered TIF EAV:	0	0
	6,928,515	6,928,515	Abatement:	0	Pollution Control:	0	0	Aggregate Extension:	0	
Less Assessments < 150	-208	-208	Development:	0	State Railroad:	0	0	Rate Increase:	0.00000	
	6,928,307	6,928,307	Solar:	0	Local Railroad:	0	0	TIF Loss EAV:	2,299,910	
			Owner Occupied 50%:	0		6,625,954	4,326,044	EZ EAV Reduction:	0	
Less Exemptions		-302,353	Returning Veteran:	0	Overlapping Counties			EZ Tax Reduction:	0.00	
Net Taxable Value		6,625,954	Disabled Person:	2,000				Industrial Tax Abatement:	0.00	
			Disabled Veteran 50%:	0						
			Disabled Veteran 70%:	41,967						
			Leasehold Owner:	0						
			Natural Disaster:	0						
			Disabled Veteran 30%:	0						
			302,353							

Fund		Levy Request	Max Rate	Auto Set To Max	Calculated Rate	Calculated Taxes	PTELL Factor	PTELL Rate	(w/overrides) Final Rate	Final Taxes	% of Total
001	General Fund	0	0.00000		0.00000	211,009.13			0.00000	211,009.13	0.00%
		0			0.00000	211,009.13			0.00000	211,009.13	0.00%

Jennifer Ebner

5/22/2023 9:03 am

TFT1 - TIF INTERSTATE 80 I

Tax Year 2022											
<div>Assessed (BoR Eq.)</div> <div>State Equalized (1.00000)</div>			<div>Exemptions</div> <div>Amount</div>		<div>State Category</div> <div>Net Taxable Value</div> <div>After EZ & TIF</div>			<div>Other Information</div> <div>County</div> <div>District</div>			
Land:	5,751,959	5,751,959	Home Improvement:	0	Farm:	173,492	46,895	PTELL:			
Farm Land:	48,086	48,086	Owner Occupied:	6,000	Residential:	95,384	25,154	New Property EAV:	0		0
Building:	24,555,753	24,555,753	Senior Citizen:	0	Commercial:	27,759,850	1,589,998	Annexations EAV:	0		0
Farm Building:	5,786	5,786	Veteran:	0	Industrial:	2,324,856	169,164	Disconnection EAV:	0		0
State Assessed:	0	0	Senior Assessment Freez	0	Mineral:	2,000	0	Recovered TIF EAV:	0		0
	30,361,584	30,361,584	Abatement:	0	Pollution Control:	0	0	Aggregate Extension:	0		
Less Assessments < 150	-2	-2	Development:	0	State Railroad:	0	0	Rate Increase:	0.00000		
	30,361,582	30,361,582	Solar:	0	Local Railroad:	0	0	TIF Loss EAV:	28,524,371		
Less Exemptions		-6,000	Owner Occupied 50%:	0		30,355,582	1,831,211	EZ EAV Reduction:	0		
Net Taxable Value			30,355,582	Returning Veteran:	0	Overlapping Counties		EZ Tax Reduction:	0.00		
			Disabled Person:	0				Industrial Tax Abatement:	0.00		
			Disabled Veteran 50%:	0							
			Disabled Veteran 70%:	0							
			Leasehold Owner:	0							
			Natural Disaster:	0							
			Disabled Veteran 30%:	0							
				6,000							

Fund	Levy Request	Max Rate	Auto Set To Max	Calculated Rate	Calculated Taxes	PTELL Factor	PTELL Rate	(w/overrides) Final Rate	Final Taxes	% of Total
001 Corporate	0	0.00000		0.00000	2,780,384.99			0.00000	2,780,384.99	0.00%
	0			0.00000	2,780,384.99			0.00000	2,780,384.99	0.00%

Jennifer Ebner

I, JENNIFER EBNER, County Clerk for LASALLE County Illinois, do hereby certify this report to be a true and complete copy of the 2022 extension information.

Tax Year 2022										
<div>Assessed (BoR Eq.)</div> <div>State Equalized (1.00000)</div>			<div>Exemptions</div> <div>Amount</div>		<div>State Category</div> <div>Net Taxable Value</div> <div>After EZ & TIF</div>			<div>Other Information</div> <div>County</div> <div>District</div>		
Land:	3,698,929	3,698,929	Home Improvement:	0	Farm:	47,519	24,502	PTELL:		
Farm Land:	47,519	47,519	Owner Occupied:	60,000	Residential:	594,052	11,334	New Property EAV:	0	0
Building:	6,290,966	6,290,966	Senior Citizen:	25,000	Commercial:	9,274,483	5,200,512	Annexations EAV:	0	0
Farm Building:	0	0	Veteran:	0	Industrial:	0	0	Disconnection EAV:	0	0
State Assessed:	0	0	Senior Assessment Freez	35,359	Mineral:	1,000	0	Recovered TIF EAV:	0	0
	10,037,414	10,037,414	Abatement:	0	Pollution Control:	0	0	Aggregate Extension:	0	
Less Assessments < 150	-1	-1	Development:	0	State Railroad:	0	0	Rate Increase:	0.00000	
	10,037,413	10,037,413	Solar:	0	Local Railroad:	0	0	TIF Loss EAV:	4,680,706	
Less Exemptions		-120,359	Owner Occupied 50%:	0		9,917,054	5,236,348	EZ EAV Reduction:	0	
Net Taxable Value		9,917,054	Returning Veteran:	0	Overlapping Counties			EZ Tax Reduction:	0.00	
			Disabled Person:	0				Industrial Tax Abatement:	0.00	
			Disabled Veteran 50%:	0						
			Disabled Veteran 70%:	0						
			Leasehold Owner:	0						
			Natural Disaster:	0						
			Disabled Veteran 30%:	0						
			120,359							

Fund	Levy Request	Max Rate	Auto Set To Max	Calculated Rate	Calculated Taxes	PTELL Factor	PTELL Rate	(w/overrides) Final Rate	Final Taxes	% of Total
001 General Fund	0	0.00000		0.00000	464,030.31			0.00000	464,030.31	0.00%
	0			0.00000	464,030.31			0.00000	464,030.31	0.00%

Jennifer Ebner

Tax Year 2022											
Assessed (BoR Eq.)		State Equalized (1.00000)	Exemptions		Amount	State Category	Net Taxable Value	After EZ & TIF	Other Information	County	District
Land:	2,874,663	2,874,663	Home Improvement:	153,174	Farm:	5,796	2,189	PTELL:			
Farm Land:	5,796	5,796	Owner Occupied:	1,689,424	Residential:	17,072,701	3,486,187	New Property EAV:	0		0
Building:	19,700,975	19,700,975	Senior Citizen:	385,412	Commercial:	2,632,065	653,751	Annexations EAV:	0		0
Farm Building:	0	0	Veteran:	0	Industrial:	0	0	Disconnection EAV:	0		0
State Assessed:	0	0	Senior Assessment Freez	301,718	Mineral:	0	0	Recovered TIF EAV:	0		0
	22,581,434	22,581,434	Abatement:	0	Pollution Control:	0	0	Aggregate Extension:	0		
	0	0	Development:	0	State Railroad:	0	0	Rate Increase:	0.00000		
			Solar:	0	Local Railroad:	0	0	TIF Loss EAV:	15,568,435		
			Owner Occupied 50%:	0		19,710,562	4,142,127	EZ EAV Reduction:	0		
Less Exemptions		-2,870,872	Returning Veteran:	0	Overlapping Counties			EZ Tax Reduction:	0.00		
Net Taxable Value		19,710,562	Disabled Person:	2,000				Industrial Tax Abatement:	0.00		
			Disabled Veteran 50%:	10,000							
			Disabled Veteran 70%:	324,144							
			Leasehold Owner:	0							
			Natural Disaster:	0							
			Disabled Veteran 30%:	5,000							
			2,870,872								

Fund	Levy Request	Max Rate	Auto Set To Max	Calculated Rate	Calculated Taxes	PTELL Factor	PTELL Rate	(w/overrides) Final Rate	Final Taxes	% of Total
001 Corporate	0	0.00000		0.00000	1,382,843.87			0.00000	1,382,843.87	0.00%
	0			0.00000	1,382,843.87			0.00000	1,382,843.87	0.00%

Jennifer Ebner

Tax Year 2022											
Assessed (BoR Eq.)		State Equalized (1.00000)	Exemptions Amount		State Category	Net Taxable Value	After EZ & TIF	Other Information	County	District	
Land:	584,856	584,856	Home Improvement:	9,353	Farm:	262,318	104,647	PTELL:			
Farm Land:	90,327	90,327	Owner Occupied:	228,000	Residential:	3,041,350	98,850	New Property EAV:	0	0	
Building:	3,991,006	3,991,006	Senior Citizen:	30,000	Commercial:	975,916	121,917	Annexations EAV:	0	0	
Farm Building:	15,190	15,190	Veteran:	0	Industrial:	0	0	Disconnection EAV:	0	0	
State Assessed:	0	0	Senior Assessment Freez	12,195	Mineral:	0	0	Recovered TIF EAV:	0	0	
	4,681,379	4,681,379	Abatement:	0	Pollution Control:	0	0	Aggregate Extension:	0		
Less Assessments < 150	-112	-112	Development:	0	State Railroad:	0	0	Rate Increase:	0.00000		
	4,681,267	4,681,267	Solar:	0	Local Railroad:	0	0	TIF Loss EAV:	3,954,170		
Less Exemptions		-401,683	Owner Occupied 50%:	0		4,279,584	325,414	EZ EAV Reduction:	0		
Net Taxable Value		4,279,584	Returning Veteran:	0	Overlapping Counties			EZ Tax Reduction:	0.00		
			Disabled Person:	0				Industrial Tax Abatement:	0.00		
			Disabled Veteran 50%:	0							
			Disabled Veteran 70%:	122,135							
			Leasehold Owner:	0							
			Natural Disaster:	0							
			Disabled Veteran 30%:	0							
			401,683								

Fund	Levy Request	Max Rate	Auto Set To Max	Calculated Rate	Calculated Taxes	PTELL Factor	PTELL Rate	(w/overrides) Final Rate	Final Taxes	% of Total
001 Corporate	0	0.00000		0.00000	351,223.19			0.00000	351,223.19	0.00%
	0			0.00000	351,223.19			0.00000	351,223.19	0.00%

Jennifer Ebner

Tax Year 2022												
Assessed (BoR Eq.)		State Equalized (1.00000)	Exemptions Amount		State Category	Net Taxable Value	After EZ & TIF	Other Information	County	District		
Land:	24,970	24,970	Home Improvement:	0	Farm:	154,243	76,161	PTELL:				
Farm Land:	142,929	142,929	Owner Occupied:	0	Residential:	0	0	New Property EAV:	0		0	
Building:	1,021	1,021	Senior Citizen:	0	Commercial:	17,939	17,939	Annexations EAV:	0		0	
Farm Building:	3,262	3,262	Veteran:	0	Industrial:	0	0	Disconnection EAV:	0		0	
State Assessed:	0	0	Senior Assessment Freez	0	Mineral:	0	0	Recovered TIF EAV:	0		0	
	172,182	172,182	Abatement:	0	Pollution Control:	0	0	Aggregate Extension:	0			
	0	0	Development:	0	State Railroad:	0	0	Rate Increase:	0.00000			
			Solar:	0	Local Railroad:	0	0	TIF Loss EAV:	78,082			
			Owner Occupied 50%:	0		172,182	94,100	EZ EAV Reduction:	0			
Less Exemptions		0	Returning Veteran:	0	Overlapping Counties			EZ Tax Reduction:	0.00			
Net Taxable Value		172,182	Disabled Person:	0				Industrial Tax Abatement:	0.00			
			Disabled Veteran 50%:	0								
			Disabled Veteran 70%:	0								
			Leasehold Owner:	0								
			Natural Disaster:	0								
			Disabled Veteran 30%:	0								
				0								
Fund			Levy Request	Max Rate	Auto Set To Max	Calculated Rate	Calculated Taxes	PTELL Factor	PTELL Rate	(w/overrides) Final Rate	Final Taxes	% of Total
001 Corporate			0	0.00000		0.00000	6,929.44			0.00000	6,929.44	0.00%
			0			0.00000	6,929.44			0.00000	6,929.44	0.00%

Jennifer Ebner

Tax Year 2022											
Assessed (BoR Eq.)		State Equalized (1.00000)	Exemptions Amount		State Category	Net Taxable Value	After EZ & TIF	Other Information	County	District	
Land:	171,500	171,500	Home Improvement:	0	Farm:	0	0	PTELL:			
Farm Land:	0	0	Owner Occupied:	0	Residential:	0	0	New Property EAV:	0	0	
Building:	746,500	746,500	Senior Citizen:	0	Commercial:	918,000	933	Annexations EAV:	0	0	
Farm Building:	0	0	Veteran:	0	Industrial:	0	0	Disconnection EAV:	0	0	
State Assessed:	0	0	Senior Assessment Freez	0	Mineral:	0	0	Recovered TIF EAV:	0	0	
	918,000	918,000	Abatement:	0	Pollution Control:	0	0	Aggregate Extension:	0		
	0	0	Development:	0	State Railroad:	0	0	Rate Increase:	0.00000		
			Solar:	0	Local Railroad:	0	0	TIF Loss EAV:	917,067		
			Owner Occupied 50%:	0		918,000	933	EZ EAV Reduction:	0		
Less Exemptions		0	Returning Veteran:	0	Overlapping Counties			EZ Tax Reduction:	0.00		
Net Taxable Value		918,000	Disabled Person:	0				Industrial Tax Abatement:	0.00		
			Disabled Veteran 50%:	0							
			Disabled Veteran 70%:	0							
			Leasehold Owner:	0							
			Natural Disaster:	0							
			Disabled Veteran 30%:	0							
				0							
Fund		Levy Request	Max Rate	Auto Set To Max	Calculated Rate	Calculated Taxes	PTELL Factor	PTELL Rate	(w/overrides) Final Rate	Final Taxes	% of Total
001	Corporate	0	0.00000		0.00000	80,341.86			0.00000	80,341.86	0.00%
		0			0.00000	80,341.86			0.00000	80,341.86	0.00%

Jennifer Ebner

Tax Year 2022										
Assessed (BoR Eq.)		State Equalized (1.00000)	Exemptions	Amount	State Category	Net Taxable Value	After EZ & TIF	Other Information	County	District
Land:	154	154	Home Improvement:	0	Farm:	66,007	18,911	PTELL:		
Farm Land:	66,007	66,007	Owner Occupied:	0	Residential:	154	20	New Property EAV:	0	0
Building:	0	0	Senior Citizen:	0	Commercial:	0	0	Annexations EAV:	0	0
Farm Building:	0	0	Veteran:	0	Industrial:	0	0	Disconnection EAV:	0	0
State Assessed:	0	0	Senior Assessment Freez	0	Mineral:	0	0	Recovered TIF EAV:	0	0
	66,161	66,161	Abatement:	0	Pollution Control:	0	0	Aggregate Extension:	0	
	0	0	Development:	0	State Railroad:	0	0	Rate Increase:	0.00000	
			Solar:	0	Local Railroad:	0	0	TIF Loss EAV:	47,230	
			Owner Occupied 50%:	0		66,161	18,931	EZ EAV Reduction:	0	
Less Exemptions		0	Returning Veteran:	0	Overlapping Counties			EZ Tax Reduction:	0.00	
Net Taxable Value		66,161	Disabled Person:	0				Industrial Tax Abatement:	0.00	
			Disabled Veteran 50%:	0						
			Disabled Veteran 70%:	0						
			Leasehold Owner:	0						
			Natural Disaster:	0						
			Disabled Veteran 30%:	0						
				0						

Fund	Levy Request	Max Rate	Auto Set To Max	Calculated Rate	Calculated Taxes	PTELL Factor	PTELL Rate	(w/overrides) Final Rate	Final Taxes	% of Total
001 Corporate	0	0.00000		0.00000	4,195.18			0.00000	4,195.18	0.00%
	0			0.00000	4,195.18			0.00000	4,195.18	0.00%

Jennifer Ebner

District Extension Summary

TFV2 - TIF STREATOR II

Tax Year 2022

		State Equalized			State	Net Taxable	After	Other		
		(1.00000)	Exemptions	Amount	Category	Value	EZ & TIF	Information	County	District
Land:	4,182,594	4,182,594	Home Improvement:	4,124	Farm:	0	0	PTELL:		
Farm Land:	0	0	Owner Occupied:	321,758	Residential:	1,397,727	1,170,894	New Property EAV:	0	0
Building:	12,718,167	12,718,167	Senior Citizen:	83,719	Commercial:	13,033,326	9,165,510	Annexations EAV:	0	0
Farm Building:	0	0	Veteran:	0	Industrial:	2,015,331	1,300,915	Disconnection EAV:	0	0
State Assessed:	0	0	Senior Assessment Freez	27,279	Mineral:	0	0	Recovered TIF EAV:	0	0
	16,900,761	16,900,761	Abatement:	0	Pollution Control:	0	0	Aggregate Extension:	0	
Less Assessments < 150	-178	-178	Development:	0	State Railroad:	0	0	Rate Increase:	0.00000	
	16,900,583	16,900,583	Solar:	0	Local Railroad:	0	0	TIF Loss EAV:	4,809,065	
Less Exemptions		-454,199	Owner Occupied 50%:	0		16,446,384	11,637,319	EZ EAV Reduction:	0	
Net Taxable Value		16,446,384	Returning Veteran:	0	Overlapping Counties			EZ Tax Reduction:	0.00	
			Disabled Person:	6,000				Industrial Tax Abatement:	0.00	
			Disabled Veteran 50%:	0						
			Disabled Veteran 70%:	11,319						
			Leasehold Owner:	0						
			Natural Disaster:	0						
			Disabled Veteran 30%:	0						
				454,199						

Fund		Levy Request	Max Rate	Auto Set To Max	Calculated Rate	Calculated Taxes	PTELL Factor	PTELL Rate	(w/overrides) Final Rate	Final Taxes	% of Total
001	Corporate	0	0.00000		0.00000	580,968.25			0.00000	580,968.25	0.00%
		0			0.00000	580,968.25			0.00000	580,968.25	0.00%

Jennifer Ebner

I, JENNIFER EBNER, County Clerk for LASALLE County Illinois, do hereby certify this report to be a true and complete copy of the 2022 extension information.

Tax Year 2022											
Assessed (BoR Eq.)		State Equalized (1.00000)	Exemptions Amount		State Category	Net Taxable Value	After EZ & TIF	Other Information	County	District	
Land:	445,388	445,388	Home Improvement:	183	Farm:	41,211	19,261	PTELL:			
Farm Land:	41,211	41,211	Owner Occupied:	138,149	Residential:	521,603	359,210	New Property EAV:	0		0
Building:	2,022,621	2,022,621	Senior Citizen:	55,000	Commercial:	1,708,154	1,380,607	Annexations EAV:	0		0
Farm Building:	0	0	Veteran:	0	Industrial:	0	0	Disconnection EAV:	0		0
State Assessed:	0	0	Senior Assessment Freez	44,920	Mineral:	0	0	Recovered TIF EAV:	0		0
	2,509,220	2,509,220	Abatement:	0	Pollution Control:	0	0	Aggregate Extension:	0		
	0	0	Development:	0	State Railroad:	0	0	Rate Increase:	0.00000		
			Solar:	0	Local Railroad:	0	0	TIF Loss EAV:	511,890		
			Owner Occupied 50%:	0		2,270,968	1,759,078	EZ EAV Reduction:	0		
Less Exemptions		-238,252	Returning Veteran:	0	Overlapping Counties			EZ Tax Reduction:	0.00		
Net Taxable Value		2,270,968	Disabled Person:	0				Industrial Tax Abatement:	0.00		
			Disabled Veteran 50%:	0							
			Disabled Veteran 70%:	0							
			Leasehold Owner:	0							
			Natural Disaster:	0							
			Disabled Veteran 30%:	0							
				238,252							

Fund	Levy Request	Max Rate	Auto Set To Max	Calculated Rate	Calculated Taxes	PTELL Factor	PTELL Rate	(w/overrides) Final Rate	Final Taxes	% of Total
001 General Fund	0	0.00000		0.00000	61,818.95			0.00000	61,818.95	0.00%
	0			0.00000	61,818.95			0.00000	61,818.95	0.00%

Jennifer Ebner

Tax Year 2022											
<div>Assessed (BoR Eq.)</div> <div>State Equalized (1.00000)</div>			<div>Exemptions</div> <div>Amount</div>		<div>State Category</div> <div>Net Taxable Value</div> <div>After EZ & TIF</div>			<div>Other Information</div> <div>County</div> <div>District</div>			
Land:	462,743	462,743	Home Improvement:	3,354	Farm:	6,103	4,117	PTELL:			
Farm Land:	4,435	4,435	Owner Occupied:	423,061	Residential:	1,505,172	1,059,838	New Property EAV:	0		0
Building:	2,467,757	2,467,757	Senior Citizen:	114,255	Commercial:	581,173	481,190	Annexations EAV:	0		0
Farm Building:	0	0	Veteran:	0	Industrial:	232,144	130,388	Disconnection EAV:	0		0
State Assessed:	0	0	Senior Assessment Freez	61,567	Mineral:	0	0	Recovered TIF EAV:	0		0
	2,934,935	2,934,935	Abatement:	0	Pollution Control:	0	0	Aggregate Extension:	0		
Less Assessments < 150	-106	-106	Development:	0	State Railroad:	0	0	Rate Increase:	0.00000		
	2,934,829	2,934,829	Solar:	0	Local Railroad:	0	0	TIF Loss EAV:	649,059		
Less Exemptions		-610,237	Owner Occupied 50%:	0		2,324,592	1,675,533	EZ EAV Reduction:	0		
Net Taxable Value		2,324,592	Returning Veteran:	0	Overlapping Counties			EZ Tax Reduction:	0.00		
			Disabled Person:	8,000				Industrial Tax Abatement:	0.00		
			Disabled Veteran 50%:	0							
			Disabled Veteran 70%:	0							
			Leasehold Owner:	0							
			Natural Disaster:	0							
			Disabled Veteran 30%:	0							
				610,237							

Fund	Levy Request	Max Rate	Auto Set To Max	Calculated Rate	Calculated Taxes	PTELL Factor	PTELL Rate	(w/overrides) Final Rate	Final Taxes	% of Total
001 General Fund	0	0.00000		0.00000	78,403.75			0.00000	78,403.75	0.00%
	0			0.00000	78,403.75			0.00000	78,403.75	0.00%

Jennifer Ebner

Tax Year 2022													
<div>Assessed (BoR Eq.)</div> <div>State Equalized (1.00000)</div>			<div>Exemptions</div> <div>Amount</div>		<div>State Category</div> <div>Net Taxable Value</div> <div>After EZ & TIF</div>			<div>Other Information</div> <div>County</div> <div>District</div>					
Land:	331,412	331,412	Home Improvement:	7,842	Farm:	83,881	60,754	PTELL:					
Farm Land:	83,881	83,881	Owner Occupied:	120,000	Residential:	1,006,036	883,162	New Property EAV:	0		0		
Building:	2,954,526	2,954,526	Senior Citizen:	25,000	Commercial:	2,104,934	69,530	Annexations EAV:	0		0		
Farm Building:	0	0	Veteran:	0	Industrial:	15,274	15,274	Disconnection EAV:	0		0		
State Assessed:	0	0	Senior Assessment Freez	6,850	Mineral:	0	0	Recovered TIF EAV:	0		0		
	3,369,819	3,369,819	Abatement:	0	Pollution Control:	0	0	Aggregate Extension:	0				
Less Assessments < 150	-2	-2	Development:	0	State Railroad:	0	0	Rate Increase:	0.00000				
	3,369,817	3,369,817	Solar:	0	Local Railroad:	0	0	TIF Loss EAV:	2,181,405				
Less Exemptions		-159,692	Owner Occupied 50%:	0		3,210,125	1,028,720	EZ EAV Reduction:	0				
Net Taxable Value3,210,125			Returning Veteran:	0	Overlapping Counties			EZ Tax Reduction:	0.00				
			Disabled Person:	0				Industrial Tax Abatement:	0.00				
			Disabled Veteran 50%:	0									
			Disabled Veteran 70%:	0									
			Leasehold Owner:	0									
			Natural Disaster:	0									
			Disabled Veteran 30%:	0									
				159,692									
				Levy Request	Max Rate	Auto Set To Max	Calculated Rate	Calculated Taxes	PTELL Factor	PTELL Rate	(w/overrides) Final Rate	Final Taxes	% of Total
001 General Fund				0	0.00000		0.00000	239,803.97			0.00000	239,803.97	0.00%
				0			0.00000	239,803.97			0.00000	239,803.97	0.00%

Jennifer Ebner

Tax Year 2022										
Assessed (BoR Eq.)		State Equalized (1.00000)	Exemptions	Amount	State Category	Net Taxable Value	After EZ & TIF	Other Information	County	District
Land:	0	0	Home Improvement:	0	Farm:	0	0	PTELL:		
Farm Land:	0	0	Owner Occupied:	0	Residential:	0	0	New Property EAV:	0	0
Building:	0	0	Senior Citizen:	0	Commercial:	0	0	Annexations EAV:	0	0
Farm Building:	0	0	Veteran:	0	Industrial:	0	0	Disconnection EAV:	0	0
State Assessed:	0	0	Senior Assessment Freez	0	Mineral:	0	0	Recovered TIF EAV:	0	0
	0	0	Abatement:	0	Pollution Control:	0	0	Aggregate Extension:	0	
	0	0	Development:	0	State Railroad:	0	0	Rate Increase:	0.00000	
			Solar:	0	Local Railroad:	0	0	TIF Loss EAV:	0	
			Owner Occupied 50%:	0		0	0	EZ EAV Reduction:	0	
Less Exemptions		0	Returning Veteran:	0	Overlapping Counties			EZ Tax Reduction:	0.00	
Net Taxable Value		0	Disabled Person:	0				Industrial Tax Abatement:	0.00	
			Disabled Veteran 50%:	0						
			Disabled Veteran 70%:	0						
			Leasehold Owner:	0						
			Natural Disaster:	0						
			Disabled Veteran 30%:	0						
				0						

Fund	Levy Request	Max Rate	Auto Set To Max	Calculated Rate	Calculated Taxes	PTELL Factor	PTELL Rate	(w/overrides) Final Rate	Final Taxes	% of Total
001 Corporate	0	0.00000		0.00000	0.00			0.00000	0.00	0.00%
	0			0.00000	0.00			0.00000	0.00	0.00%

Jennifer Ebner

District Extension Summary

TFX2 - TIF PERU II IND PK

Tax Year 2022

Assessed (BoR Eq.)		State Equalized (1.00000)	Exemptions	Amount	State Category	Net Taxable Value	After EZ & TIF	Other Information	County	District
Land:	1,213,214	1,213,214	Home Improvement:	0	Farm:	993,646	380,636	PTELL:		
Farm Land:	880,090	880,090	Owner Occupied:	0	Residential:	42,787	26,694	New Property EAV:	0	0
Building:	4,469,607	4,469,607	Senior Citizen:	0	Commercial:	4,959,670	277,210	Annexations EAV:	0	0
Farm Building:	9,320	9,320	Veteran:	0	Industrial:	576,128	253,141	Disconnection EAV:	0	0
State Assessed:	0	0	Senior Assessment Freez	0	Mineral:	0	0	Recovered TIF EAV:	0	0
	6,572,231	6,572,231	Abatement:	0	Pollution Control:	0	0	Aggregate Extension:	0	
	0	0	Development:	0	State Railroad:	0	0	Rate Increase:	0.00000	
			Solar:	0	Local Railroad:	0	0	TIF Loss EAV:	5,634,550	
			Owner Occupied 50%:	0		6,572,231	937,681	EZ EAV Reduction:	0	
Less Exemptions		0	Returning Veteran:	0	Overlapping Counties			EZ Tax Reduction:	0.00	
Net Taxable Value		6,572,231	Disabled Person:	0				Industrial Tax Abatement:	0.00	
			Disabled Veteran 50%:	0						
			Disabled Veteran 70%:	0						
			Leasehold Owner:	0						
			Natural Disaster:	0						
			Disabled Veteran 30%:	0						
				0						

Fund	Levy Request	Max Rate	Auto Set To Max	Calculated Rate	Calculated Taxes	PTELL Factor	PTELL Rate	(w/overrides) Final Rate	Final Taxes	% of Total
001 Corporate	0	0.00000		0.00000	364,330.65			0.00000	364,330.65	0.00%
	0			0.00000	364,330.65			0.00000	364,330.65	0.00%

Jennifer Ebner

Tax Year 2022																				
Assessed (BoR Eq.)			State Equalized (1.00000)		Exemptions		Amount		State Category		Net Taxable Value		After EZ & TIF		Other Information		County		District	
Land:		1,560,769	1,560,769		Home Improvement:		0		Farm:		16,508		15,358		PTELL:					
Farm Land:		16,341	16,341		Owner Occupied:		0		Residential:		0		0		New Property EAV:		0		0	
Building:		2,369,866	2,369,866		Senior Citizen:		0		Commercial:		3,930,635		2,074,813		Annexations EAV:		0		0	
Farm Building:		167	167		Veteran:		0		Industrial:		0		0		Disconnection EAV:		0		0	
State Assessed:		0	0		Senior Assessment Freez		0		Mineral:		0		0		Recovered TIF EAV:		0		0	
		3,947,143	3,947,143		Abatement:		0		Pollution Control:		0		0		Aggregate Extension:		0			
		0	0		Development:		0		State Railroad:		0		0		Rate Increase:		0.00000			
					Solar:		0		Local Railroad:		0		0		TIF Loss EAV:		1,856,972			
					Owner Occupied 50%:		0				3,947,143		2,090,171		EZ EAV Reduction:		0			
Less Exemptions			0		Returning Veteran:		0		Overlapping Counties						EZ Tax Reduction:		0.00			
Net Taxable Value			3,947,143		Disabled Person:		0								Industrial Tax Abatement:		0.00			
					Disabled Veteran 50%:		0													
					Disabled Veteran 70%:		0													
					Leasehold Owner:		0													
					Natural Disaster:		0													
					Disabled Veteran 30%:		0													
							0													
Fund		Levy Request	Max Rate	Auto Set To Max	Calculated Rate	Calculated Taxes	PTELL Factor	PTELL Rate	(w/overrides) Final Rate	Final Taxes	% of Total									
001 Corporate		0	0.00000		0.00000	125,864.27			0.00000	125,864.27	0.00%									
		0			0.00000	125,864.27			0.00000	125,864.27	0.00%									

Jennifer Ebner

District Extension Summary

TFX4 - TIF PERU IV DOWNTOWN

Tax Year 2022

	Assessed (BoR Eq.)	State Equalized (1.00000)	Exemptions	Amount	State Category	Net Taxable Value	After EZ & TIF	Other Information	County	District
Land:	5,216,165	5,216,165	Home Improvement:	31,173	Farm:	106,774	82,377	PTELL:		
Farm Land:	106,774	106,774	Owner Occupied:	1,672,870	Residential:	12,031,752	9,422,256	New Property EAV:	0	0
Building:	25,103,235	25,103,235	Senior Citizen:	423,947	Commercial:	11,281,254	10,355,775	Annexations EAV:	0	0
Farm Building:	0	0	Veteran:	0	Industrial:	4,356,589	4,356,342	Disconnection EAV:	0	0
State Assessed:	123	123	Senior Assessment Freez	272,545	Mineral:	0	0	Recovered TIF EAV:	0	0
	30,426,297	30,426,297	Abatement:	0	Pollution Control:	0	0	Aggregate Extension:	0	
Less Assessments < 150	-667	-667	Development:	0	State Railroad:	0	0	Rate Increase:	0.00000	
	30,425,630	30,425,630	Solar:	0	Local Railroad:	0	0	TIF Loss EAV:	3,559,619	
Less Exemptions		-2,649,261	Owner Occupied 50%:	0		27,776,369	24,216,750	EZ EAV Reduction:	0	
Net Taxable Value		27,776,369	Returning Veteran:	0	Overlapping Counties			EZ Tax Reduction:	0.00	
			Disabled Person:	10,000				Industrial Tax Abatement:	0.00	
			Disabled Veteran 50%:	5,000						
			Disabled Veteran 70%:	230,591						
			Leasehold Owner:	0						
			Natural Disaster:	0						
			Disabled Veteran 30%:	3,135						
				2,649,261						

Fund		Levy Request	Max Rate	Auto Set To Max	Calculated Rate	Calculated Taxes	PTELL Factor	PTELL Rate	(w/overrides) Final Rate	Final Taxes	% of Total
001	General Fund	0	0.00000		0.00000	283,424.31			0.00000	283,424.31	0.00%
		0			0.00000	283,424.31			0.00000	283,424.31	0.00%

Jennifer Ebner

Tax Year 2022												
Assessed (BoR Eq.)		State Equalized (1.00000)	Exemptions Amount		State Category	Net Taxable Value	After EZ & TIF	Other Information	County	District		
Land:	992,999	992,999	Home Improvement:	0	Farm:	0	0	PTELL:				
Farm Land:	0	0	Owner Occupied:	0	Residential:	0	0	New Property EAV:	0	0		
Building:	2,472,706	2,472,706	Senior Citizen:	0	Commercial:	3,465,705	702,806	Annexations EAV:	0	0		
Farm Building:	0	0	Veteran:	0	Industrial:	0	0	Disconnection EAV:	0	0		
State Assessed:	0	0	Senior Assessment Freez	0	Mineral:	0	0	Recovered TIF EAV:	0	0		
	3,465,705	3,465,705	Abatement:	0	Pollution Control:	0	0	Aggregate Extension:	0			
	0	0	Development:	0	State Railroad:	0	0	Rate Increase:	0.00000			
			Solar:	0	Local Railroad:	0	0	TIF Loss EAV:	2,762,899			
			Owner Occupied 50%:	0		3,465,705	702,806	EZ EAV Reduction:	0			
Less Exemptions		0	Returning Veteran:	0	Overlapping Counties			EZ Tax Reduction:	0.00			
Net Taxable Value		3,465,705	Disabled Person:	0				Industrial Tax Abatement:	0.00			
			Disabled Veteran 50%:	0								
			Disabled Veteran 70%:	0								
			Leasehold Owner:	0								
			Natural Disaster:	0								
			Disabled Veteran 30%:	0								
				0								
Fund			Levy Request	Max Rate	Auto Set To Max	Calculated Rate	Calculated Taxes	PTELL Factor	PTELL Rate	(w/overrides) Final Rate	Final Taxes	% of Total
001 General Fund			0	0.00000		0.00000	170,962.14			0.00000	170,962.14	0.00%
			0			0.00000	170,962.14			0.00000	170,962.14	0.00%

Jennifer Ebner

Tax Year 2022										
Assessed (BoR Eq.)		State Equalized (1.00000)	Exemptions	Amount	State Category	Net Taxable Value	After EZ & TIF	Other Information	County	District
Land:	0	0	Home Improvement:	0	Farm:	0	0	PTELL:		
Farm Land:	0	0	Owner Occupied:	0	Residential:	0	0	New Property EAV:	0	0
Building:	0	0	Senior Citizen:	0	Commercial:	0	0	Annexations EAV:	0	0
Farm Building:	0	0	Veteran:	0	Industrial:	0	0	Disconnection EAV:	0	0
State Assessed:	0	0	Senior Assessment Freez	0	Mineral:	0	0	Recovered TIF EAV:	0	0
	0	0	Abatement:	0	Pollution Control:	0	0	Aggregate Extension:	0	
	0	0	Development:	0	State Railroad:	0	0	Rate Increase:	0.00000	
			Solar:	0	Local Railroad:	0	0	TIF Loss EAV:	0	
			Owner Occupied 50%:	0		0	0	EZ EAV Reduction:	0	
Less Exemptions		0	Returning Veteran:	0	Overlapping Counties			EZ Tax Reduction:	0.00	
Net Taxable Value		0	Disabled Person:	0				Industrial Tax Abatement:	0.00	
			Disabled Veteran 50%:	0						
			Disabled Veteran 70%:	0						
			Leasehold Owner:	0						
			Natural Disaster:	0						
			Disabled Veteran 30%:	0						
				0						

Fund	Levy Request	Max Rate	Auto Set To Max	Calculated Rate	Calculated Taxes	PTELL Factor	PTELL Rate	(w/overrides) Final Rate	Final Taxes	% of Total
001 Corporate	0	0.00000		0.00000	0.00			0.00000	0.00	0.00%
	0			0.00000	0.00			0.00000	0.00	0.00%

Jennifer Ebner

Tax Year 2022											
Assessed (BoR Eq.)		State Equalized (1.00000)	Exemptions Amount		State Category	Net Taxable Value	After EZ & TIF	Other Information	County	District	
Land:	406,812	406,812	Home Improvement:	0	Farm:	405,576	318,274	PTELL:			
Farm Land:	252,754	252,754	Owner Occupied:	18,000	Residential:	34,625	34,625	New Property EAV:	0		0
Building:	8,989,762	8,989,762	Senior Citizen:	5,000	Commercial:	0	0	Annexations EAV:	0		0
Farm Building:	32,642	32,642	Veteran:	0	Industrial:	9,206,739	1,098,467	Disconnection EAV:	0		0
State Assessed:	0	0	Senior Assessment Freez	12,030	Mineral:	0	0	Recovered TIF EAV:	0		0
	9,681,970	9,681,970	Abatement:	0	Pollution Control:	0	0	Aggregate Extension:	0		
	0	0	Development:	0	State Railroad:	0	0	Rate Increase:	0.00000		
			Solar:	0	Local Railroad:	0	0	TIF Loss EAV:	8,195,574		
			Owner Occupied 50%:	0		9,646,940	1,451,366	EZ EAV Reduction:	0		
Less Exemptions		-35,030	Returning Veteran:	0	Overlapping Counties			EZ Tax Reduction:	0.00		
Net Taxable Value		9,646,940	Disabled Person:	0				Industrial Tax Abatement:	0.00		
			Disabled Veteran 50%:	0							
			Disabled Veteran 70%:	0							
			Leasehold Owner:	0							
			Natural Disaster:	0							
			Disabled Veteran 30%:	0							
				35,030							
Fund		Levy Request	Max Rate	Auto Set To Max	Calculated Rate	Calculated Taxes	PTELL Factor	PTELL Rate	(w/overrides) Final Rate	Final Taxes	% of Total
001	Corporate	0	0.00000		0.00000	741,123.38			0.00000	741,123.38	0.00%
		0			0.00000	741,123.38			0.00000	741,123.38	0.00%

Jennifer Ebner

5/22/2023 9:03 am

TFY3 - TIF MENDOTA 2017A

Tax Year 2022																				
Assessed (BoR Eq.)			State Equalized (1.00000)		Exemptions		Amount		State Category		Net Taxable Value		After EZ & TIF		Other Information		County		District	
Land:		100,696	100,696	Home Improvement:		0	Farm:	8,819	6,820	PTELL:										
Farm Land:		8,819	8,819	Owner Occupied:		0	Residential:	3,789	3,132	New Property EAV:		0					0			
Building:		629,975	629,975	Senior Citizen:		0	Commercial:	715,559	221,140	Annexations EAV:		0					0			
Farm Building:		0	0	Veteran:		0	Industrial:	11,323	11,323	Disconnection EAV:		0					0			
State Assessed:		0	0	Senior Assessment Freez		0	Mineral:	0	0	Recovered TIF EAV:		0					0			
		739,490	739,490	Abatement:		0	Pollution Control:	0	0	Aggregate Extension:		0								
		0	0	Development:		0	State Railroad:	0	0	Rate Increase:		0.00000								
				Solar:		0	Local Railroad:	0	0	TIF Loss EAV:		497,075								
				Owner Occupied 50%:		0		739,490	242,415	EZ EAV Reduction:		0								
Less Exemptions			0	Returning Veteran:		0	Overlapping Counties				EZ Tax Reduction:		0.00							
Net Taxable Value			739,490	Disabled Person:		0					Industrial Tax Abatement:		0.00							
				Disabled Veteran 50%:		0														
				Disabled Veteran 70%:		0														
				Leasehold Owner:		0														
				Natural Disaster:		0														
				Disabled Veteran 30%:		0														
						0														
Fund				Levy Request	Max Rate	Auto Set To Max	Calculated Rate	Calculated Taxes	PTELL Factor	PTELL Rate	(w/overrides) Final Rate	Final Taxes	% of Total							
001 General Fund				0	0.00000		0.00000	44,950.35			0.00000	44,950.35	0.00%							
				0			0.00000	44,950.35			0.00000	44,950.35	0.00%							

Jennifer Ebner

I, JENNIFER EBNER, County Clerk for LASALLE County Illinois, do hereby certify this report to be a true and complete copy of the 2022 extension information.

5/22/2023 9:03 am

TFY4 - TIF MENDOTA #11

			Tax Year 2022							
Assessed (BoR Eq.)		State Equalized (1.00000)	Exemptions	Amount	State Category	Net Taxable Value	After EZ & TIF	Other Information	County	District
Land:	3,522,437	3,522,437	Home Improvement:	9,248	Farm:	249,430	230,445	PTELL:		
Farm Land:	161,126	161,126	Owner Occupied:	768,000	Residential:	4,978,575	4,676,225	New Property EAV:	0	0
Building:	22,494,180	22,494,180	Senior Citizen:	255,000	Commercial:	8,636,699	8,348,506	Annexations EAV:	24,602,539	24,602,539
Farm Building:	500	500	Veteran:	0	Industrial:	11,120,226	11,111,145	Disconnection EAV:	0	0
State Assessed:	0	0	Senior Assessment Freez	154,372	Mineral:	0	0	Recovered TIF EAV:	7,499,076	7,499,076
	26,178,243	26,178,243	Abatement:	0	Pollution Control:	0	0	Aggregate Extension:	0	
Less Assessments < 150	-193	-193	Development:	0	State Railroad:	0	0	Rate Increase:	0.00000	
	26,178,050	26,178,050	Solar:	0	Local Railroad:	0	0	TIF Loss EAV:	618,609	
			Owner Occupied 50%:	0		24,984,930	24,366,321	EZ EAV Reduction:	0	
Less Exemptions		-1,193,120	Returning Veteran:	0	Overlapping Counties			EZ Tax Reduction:	0.00	
Net Taxable Value		24,984,930	Disabled Person:	4,000				Industrial Tax Abatement:	0.00	
			Disabled Veteran 50%:	0						
			Disabled Veteran 70%:	0						
			Leasehold Owner:	0						
			Natural Disaster:	0						
			Disabled Veteran 30%:	2,500						
				1,193,120						

Fund	Levy Request	Max Rate	Auto Set To Max	Calculated Rate	Calculated Taxes	PTELL Factor	PTELL Rate	(w/overrides) Final Rate	Final Taxes	% of Total
001 General Fund	0	0.00000		0.00000	55,941.67			0.00000	55,941.67	0.00%
	0			0.00000	55,941.67			0.00000	55,941.67	0.00%

Jennifer Ebner

Tax Year 2022										
Assessed (BoR Eq.)			State Equalized (1.00000)		Exemptions		Amount		State Category	
									Net Taxable Value	
									After EZ & TIF	
									Other Information	
									County	
									District	
Land:	0	0	Home Improvement:	0	Farm:	0	0	PTELL:		
Farm Land:	0	0	Owner Occupied:	0	Residential:	0	0	New Property EAV:	0	0
Building:	0	0	Senior Citizen:	0	Commercial:	0	0	Annexations EAV:	0	0
Farm Building:	0	0	Veteran:	0	Industrial:	0	0	Disconnection EAV:	0	0
State Assessed:	0	0	Senior Assessment Freez	0	Mineral:	0	0	Recovered TIF EAV:	0	0
	0	0	Abatement:	0	Pollution Control:	0	0	Aggregate Extension:	0	
	0	0	Development:	0	State Railroad:	0	0	Rate Increase:	0.00000	
			Solar:	0	Local Railroad:	0	0	TIF Loss EAV:	0	
			Owner Occupied 50%:	0		0	0	EZ EAV Reduction:	0	
Less Exemptions		0	Returning Veteran:	0	Overlapping Counties			EZ Tax Reduction:	0.00	
Net Taxable Value		0	Disabled Person:	0				Industrial Tax Abatement:	0.00	
			Disabled Veteran 50%:	0						
			Disabled Veteran 70%:	0						
			Leasehold Owner:	0						
			Natural Disaster:	0						
			Disabled Veteran 30%:	0						
				0						

Fund		Levy Request	Max Rate	Auto Set To Max	Calculated Rate	Calculated Taxes	PTELL Factor	PTELL Rate	(w/overrides) Final Rate	Final Taxes	% of Total
001	Corporate	0	0.00000		0.00000	0.00			0.00000	0.00	0.00%
		0			0.00000	0.00			0.00000	0.00	0.00%

Jennifer Ebner

			Tax Year 2022							
Assessed (BoR Eq.)		State Equalized (1.00000)	Exemptions	Amount	State Category	Net Taxable Value	After EZ & TIF	Other Information	County	District
Land:	310,191	310,191	Home Improvement:	0	Farm:	249,711	71,391	PTELL:		
Farm Land:	235,545	235,545	Owner Occupied:	232,161	Residential:	1,391,607	1,029,278	New Property EAV:	0	0
Building:	2,078,134	2,078,134	Senior Citizen:	63,100	Commercial:	667,808	466,404	Annexations EAV:	0	0
Farm Building:	14,166	14,166	Veteran:	0	Industrial:	0	0	Disconnection EAV:	0	0
State Assessed:	0	0	Senior Assessment Freez	31,649	Mineral:	0	0	Recovered TIF EAV:	0	0
	2,638,036	2,638,036	Abatement:	0	Pollution Control:	0	0	Aggregate Extension:	0	
	0	0	Development:	0	State Railroad:	0	0	Rate Increase:	0.00000	
			Solar:	0	Local Railroad:	0	0	TIF Loss EAV:	742,053	
			Owner Occupied 50%:	0		2,309,126	1,567,073	EZ EAV Reduction:	0	
Less Exemptions		-328,910	Returning Veteran:	0	Overlapping Counties			EZ Tax Reduction:	0.00	
Net Taxable Value		2,309,126	Disabled Person:	2,000				Industrial Tax Abatement:	0.00	
			Disabled Veteran 50%:	0						
			Disabled Veteran 70%:	0						
			Leasehold Owner:	0						
			Natural Disaster:	0						
			Disabled Veteran 30%:	0						
				328,910						

Fund	Levy Request	Max Rate	Auto Set To Max	Calculated Rate	Calculated Taxes	PTELL Factor	PTELL Rate	(w/overrides) Final Rate	Final Taxes	% of Total
001 Corporate	0	0.00000		0.00000	75,397.69			0.00000	75,397.69	0.00%
	0			0.00000	75,397.69			0.00000	75,397.69	0.00%

Jennifer Ebner

Tax Year 2022											
Assessed (BoR Eq.)		State Equalized (1.00000)	Exemptions		Amount	State Category	Net Taxable Value	After EZ & TIF	Other Information	County	District
Land:	8,185,962	8,185,962	Home Improvement:	17,147	Farm:	22,064,530	22,064,530	PTELL:			
Farm Land:	12,270,644	12,270,644	Owner Occupied:	2,827,840	Residential:	24,266,648	24,266,648	New Property EAV:	191,121		191,121
Building:	32,975,341	32,975,341	Senior Citizen:	615,000	Commercial:	2,625,581	2,625,581	Annexations EAV:	0		0
Farm Building:	1,214,355	1,214,355	Veteran:	0	Industrial:	886,599	886,599	Disconnection EAV:	0		0
State Assessed:	3,257,033	3,257,033	Senior Assessment Freez	977,552	Mineral:	0	0	Recovered TIF EAV:	0		0
	57,903,335	57,903,335	Abatement:	0	Pollution Control:	0	0	Aggregate Extension:	0		
Less Assessments < 150	-350	-350	Development:	0	State Railroad:	3,257,033	3,257,033	Rate Increase:	0.00000		
	57,902,985	57,902,985	Solar:	0	Local Railroad:	0	0	TIF Loss EAV:	0		
Less Exemptions		-4,802,594	Owner Occupied 50%:	0		53,100,391	53,100,391	EZ EAV Reduction:	0		
Net Taxable Value		53,100,391	Returning Veteran:	0	Overlapping Counties			EZ Tax Reduction:	0.00		
			Disabled Person:	18,000				Industrial Tax Abatement:	0.00		
			Disabled Veteran 50%:	0							
			Disabled Veteran 70%:	339,555							
			Leasehold Owner:	0							
			Natural Disaster:	0							
			Disabled Veteran 30%:	7,500							
			4,802,594								

Fund	Levy Request	Max Rate	Auto Set To Max	Calculated Rate	Calculated Taxes	PTELL Factor	PTELL Rate	(w/overrides) Final Rate	Final Taxes	% of Total
007 Road And Bridge	78,000	0.16500		0.14690	78,004.51			0.14690	78,004.51	37.54%
008 Jt. Bridge	18,600	0.05000		0.03503	18,601.08			0.03503	18,601.08	8.95%
009 Permanent Road	0	0.16700	✓	0.16700	88,677.70			0.16700	88,677.70	42.68%
010 Equipment & Building	21,500	0.03500		0.03500	18,585.15			0.03500	18,585.15	8.94%
035 Liability Insurance	3,715	0.00000		0.00700	3,717.03			0.00700	3,717.03	1.79%
047 Social Security	186	0.00000		0.00036	191.16			0.00036	191.16	0.09%
	122,001			0.39129	207,776.63			0.39129	207,776.63	100.00%

Jennifer Ebner

Tax Year 2022											
Assessed (BoR Eq.)		State Equalized (1.00000)	Exemptions		Amount	State Category	Net Taxable Value	After EZ & TIF	Other Information	County	District
Land:	2,194,748	2,194,748	Home Improvement:	75,061	Farm:	13,263,998	13,263,998	PTELL:			
Farm Land:	9,493,981	9,493,981	Owner Occupied:	964,874	Residential:	5,459,137	5,459,137	New Property EAV:	121,895		121,895
Building:	36,057,960	36,057,960	Senior Citizen:	158,854	Commercial:	781,028	781,028	Annexations EAV:	0		0
Farm Building:	1,567,831	1,567,831	Veteran:	0	Industrial:	28,476,444	28,476,444	Disconnection EAV:	0		0
State Assessed:	3,574,399	3,574,399	Senior Assessment Freez	82,206	Mineral:	0	0	Recovered TIF EAV:	0		0
	52,888,919	52,888,919	Abatement:	0	Pollution Control:	0	0	Aggregate Extension:	0		
Less Assessments < 150	-305	-305	Development:	0	State Railroad:	3,574,399	3,574,399	Rate Increase:	0.00000		
	52,888,614	52,888,614	Solar:	0	Local Railroad:	0	0	TIF Loss EAV:	0		
			Owner Occupied 50%:	0		51,555,006	51,555,006	EZ EAV Reduction:	0		
Less Exemptions		-1,333,608	Returning Veteran:	0	Overlapping Counties			EZ Tax Reduction:	0.00		
Net Taxable Value		51,555,006	Disabled Person:	4,000				Industrial Tax Abatement:	0.00		
			Disabled Veteran 50%:	0							
			Disabled Veteran 70%:	48,613							
			Leasehold Owner:	0							
			Natural Disaster:	0							
			Disabled Veteran 30%:	0							
			1,333,608								

Fund	Levy Request	Max Rate	Auto Set To Max	Calculated Rate	Calculated Taxes	PTELL Factor	PTELL Rate	(w/overrides) Final Rate	Final Taxes	% of Total
007 Road And Bridge	70,200	0.16500		0.13617	70,202.44			0.13617	70,202.44	35.38%
008 Jt. Bridge	18,300	0.05000		0.03550	18,302.02			0.03550	18,302.02	9.22%
009 Permanent Road	0	0.16700	✓	0.16700	86,096.84			0.16700	86,096.84	43.40%
010 Equipment & Building	18,300	0.03500		0.03500	18,044.25			0.03500	18,044.25	9.09%
035 Liability Insurance	5,750	0.00000		0.01116	5,753.54			0.01116	5,753.54	2.90%
	112,550			0.38483	198,399.09			0.38483	198,399.09	100.00%

Jennifer Ebner

Tax Year 2022											
Assessed (BoR Eq.)		State Equalized (1.00000)	Exemptions		Amount	State Category	Net Taxable Value	After EZ & TIF	Other Information	County	District
Land:	22,322,297	22,322,297	Home Improvement:	57,926	Farm:	17,863,373	17,863,373	PTELL:			
Farm Land:	8,277,096	8,277,096	Owner Occupied:	1,536,000	Residential:	17,661,480	17,661,480	New Property EAV:	398,351		398,351
Building:	562,730,951	562,730,951	Senior Citizen:	340,000	Commercial:	17,042,996	17,042,996	Annexations EAV:	0		0
Farm Building:	1,401,329	1,401,329	Veteran:	0	Industrial:	539,829,405	539,829,405	Disconnection EAV:	0		0
State Assessed:	100,677	100,677	Senior Assessment Freez	276,615	Mineral:	0	0	Recovered TIF EAV:	0		0
	594,832,350	594,832,350	Abatement:	0	Pollution Control:	100,677	100,677	Aggregate Extension:	0		
Less Assessments < 150	-754	-754	Development:	0	State Railroad:	0	0	Rate Increase:	0.00000		
	594,831,596	594,831,596	Solar:	0	Local Railroad:	0	0	TIF Loss EAV:	0		
Less Exemptions		-2,333,665	Owner Occupied 50%:	0		592,497,931	592,497,931	EZ EAV Reduction:	0		
Net Taxable Value		592,497,931	Returning Veteran:	0	Overlapping Counties			EZ Tax Reduction:	0.00		
			Disabled Person:	8,000				Industrial Tax Abatement:	0.00		
			Disabled Veteran 50%:	0							
			Disabled Veteran 70%:	115,124							
			Leasehold Owner:	0							
			Natural Disaster:	0							
			Disabled Veteran 30%:	0							
			2,333,665								

Fund	Levy Request	Max Rate	Auto Set To Max	Calculated Rate	Calculated Taxes	PTELL Factor	PTELL Rate	(w/overrides) Final Rate	Final Taxes	% of Total
007 Road And Bridge	315,000	0.30000		0.05317	315,031.62			0.05317	315,031.62	86.30%
010 Equipment & Building	50,000	0.03500		0.00844	50,006.90			0.00844	50,006.90	13.70%
	365,000			0.06161	365,038.52			0.06161	365,038.52	100.00%

Jennifer Ebner

Tax Year 2022													
Assessed (BoR Eq.)		State Equalized (1.00000)	Exemptions		Amount		State Category	Net Taxable Value	After EZ & TIF	Other Information		County	District
Land:	22,775,483	22,775,483	Home Improvement:	282,856	Farm:	4,998,815	4,974,879	PTELL:					
Farm Land:	3,439,760	3,439,760	Owner Occupied:	20,227,039	Residential:	76,754,763	75,924,495	New Property EAV:	248,654		248,654		
Building:	121,484,575	121,484,575	Senior Citizen:	5,717,742	Commercial:	30,287,930	26,007,562	Annexations EAV:	0		0		
Farm Building:	255,675	255,675	Veteran:	0	Industrial:	5,272,301	4,456,129	Disconnection EAV:	0		0		
State Assessed:	4,350,467	4,350,467	Senior Assessment Freez	3,117,150	Mineral:	250	250	Recovered TIF EAV:	0		0		
	152,305,960	152,305,960	Abatement:	0	Pollution Control:	0	0	Aggregate Extension:	0				
Less Assessments < 150	-1,846	-1,846	Development:	0	State Railroad:	4,350,443	4,350,443	Rate Increase:	0.00000				
	152,304,114	152,304,114	Solar:	0	Local Railroad:	610	610	TIF Loss EAV:	5,950,744				
Less Exemptions		-30,639,002	Owner Occupied 50%:	0		121,665,112	115,714,368	EZ EAV Reduction:	0				
Net Taxable Value		121,665,112	Returning Veteran:	0	Overlapping Counties			EZ Tax Reduction:	0.00				
			Disabled Person:	340,928				Industrial Tax Abatement:	0.00				
			Disabled Veteran 50%:	27,376									
			Disabled Veteran 70%:	916,317									
			Leasehold Owner:	0									
			Natural Disaster:	0									
			Disabled Veteran 30%:	9,594									
			30,639,002										

Fund	Levy Request	Max Rate	Auto Set To Max	Calculated Rate	Calculated Taxes	PTELL Factor	PTELL Rate	(w/overrides) Final Rate	Final Taxes	% of Total
007 Road And Bridge	162,050	0.16500		0.14005	162,057.87			0.14005	162,057.87	72.53%
008 Jt Bridge	58,250	0.05000		0.05000	57,857.14			0.05000	57,857.14	25.89%
062 Workman's Comp	500	0.00000		0.00044	509.14			0.00044	509.14	0.23%
027 Audit	2,000	0.00500		0.00173	2,001.86			0.00173	2,001.86	0.90%
047 Social Security	500	0.00000		0.00044	509.14			0.00044	509.14	0.23%
005 I.M.R.F	500	0.00000		0.00044	509.14			0.00044	509.14	0.23%
	223,800			0.19310	223,444.29			0.19310	223,444.29	100.00%

Jennifer Ebner

District Extension Summary

TRDA - DAYTON TWP ROAD

Tax Year 2022

	Assessed (BoR Eq.)	State Equalized (1.00000)	Exemptions	Amount	State Category	Net Taxable Value	After EZ & TIF	Other Information	County	District
Land:	30,766,183	30,766,183	Home Improvement:	64,739	Farm:	8,893,578	8,263,509	PTELL:		
Farm Land:	5,517,812	5,517,812	Owner Occupied:	3,688,750	Residential:	43,082,796	42,412,883	New Property EAV:	165,213	165,213
Building:	106,553,188	106,553,188	Senior Citizen:	910,000	Commercial:	57,997,473	20,016,378	Annexations EAV:	0	0
Farm Building:	795,768	795,768	Veteran:	0	Industrial:	27,457,454	25,209,546	Disconnection EAV:	0	0
State Assessed:	725,860	725,860	Senior Assessment Freez	790,021	Mineral:	3,000	0	Recovered TIF EAV:	0	0
	144,358,811	144,358,811	Abatement:	0	Pollution Control:	0	0	Aggregate Extension:	0	
Less Assessments < 150	-594	-594	Development:	0	State Railroad:	725,850	725,850	Rate Increase:	0.00000	
	144,358,217	144,358,217	Solar:	0	Local Railroad:	0	0	TIF Loss EAV:	41,531,985	
Less Exemptions		-6,198,066	Owner Occupied 50%:	0		138,160,151	96,628,166	EZ EAV Reduction:	0	
Net Taxable Value		138,160,151	Returning Veteran:	0	Overlapping Counties			EZ Tax Reduction:	0.00	
			Disabled Person:	20,000				Industrial Tax Abatement:	0.00	
			Disabled Veteran 50%:	5,000						
			Disabled Veteran 70%:	712,056						
			Leasehold Owner:	0						
			Natural Disaster:	0						
			Disabled Veteran 30%:	7,500						
				6,198,066						

Fund		Levy Request	Max Rate	Auto Set To Max	Calculated Rate	Calculated Taxes	PTELL Factor	PTELL Rate	(w/overrides) Final Rate	Final Taxes	% of Total
007	Road And Bridge	30,950	0.16500		0.03203	30,950.00			0.03203	30,950.00	13.69%
008	Jt. Bridge	78	0.05000		0.00009	86.97			0.00009	86.97	0.04%
010	Equipment & Building	33,750	0.03500		0.03493	33,752.23			0.03493	33,752.23	14.92%
009	Permanent Road	0	0.16700	✓	0.16700	161,369.09			0.16700	161,369.09	71.35%
		64,778			0.23405	226,158.29			0.23405	226,158.29	100.00%

Jennifer Ebner

Tax Year 2022											
Assessed (BoR Eq.)		State Equalized (1.00000)	Exemptions		Amount	State Category	Net Taxable Value	After EZ & TIF	Other Information	County	District
Land:	4,505,621	4,505,621	Home Improvement:	92,432	Farm:	11,037,800	11,037,800	PTELL:			
Farm Land:	5,949,492	5,949,492	Owner Occupied:	1,104,000	Residential:	7,158,977	7,158,977	New Property EAV:	94,398		94,398
Building:	18,231,138	18,231,138	Senior Citizen:	290,000	Commercial:	7,752,614	7,752,614	Annexations EAV:	0		0
Farm Building:	891,695	891,695	Veteran:	0	Industrial:	1,413,474	1,413,474	Disconnection EAV:	0		0
State Assessed:	0	0	Senior Assessment Freez	268,288	Mineral:	4,511	4,511	Recovered TIF EAV:	0		0
	29,577,946	29,577,946	Abatement:	0	Pollution Control:	0	0	Aggregate Extension:	0		
Less Assessments < 150	-337	-337	Development:	0	State Railroad:	0	0	Rate Increase:	0.00000		
	29,577,609	29,577,609	Solar:	0	Local Railroad:	0	0	TIF Loss EAV:	0		
Less Exemptions		-2,210,233	Owner Occupied 50%:	0		27,367,376	27,367,376	EZ EAV Reduction:	0		
Net Taxable Value		27,367,376	Returning Veteran:	0	Overlapping Counties			EZ Tax Reduction:	0.00		
			Disabled Person:	14,000				Industrial Tax Abatement:	0.00		
			Disabled Veteran 50%:	0							
			Disabled Veteran 70%:	439,013							
			Leasehold Owner:	0							
			Natural Disaster:	0							
			Disabled Veteran 30%:	2,500							
			2,210,233								

Fund	Levy Request	Max Rate	Auto Set To Max	Calculated Rate	Calculated Taxes	PTELL Factor	PTELL Rate	(w/overrides) Final Rate	Final Taxes	% of Total
007 Road And Bridge	87,405	0.33000		0.31938	87,405.46			0.31938	87,405.46	86.46%
008 Jt. Bridge	14,000	0.05000		0.05000	13,683.62			0.05000	13,683.62	13.54%
	101,405			0.36938	101,089.08			0.36938	101,089.08	100.00%

Jennifer Ebner

Tax Year 2022											
Assessed (BoR Eq.)		State Equalized (1.00000)	Exemptions		Amount	State Category	Net Taxable Value	After EZ & TIF	Other Information	County	District
Land:	15,005,539	15,005,539	Home Improvement:	74,720	Farm:	17,738,755	17,224,764	PTELL:			
Farm Land:	11,447,500	11,447,500	Owner Occupied:	1,444,380	Residential:	17,819,105	17,807,661	New Property EAV:	92,236		92,236
Building:	62,597,797	62,597,797	Senior Citizen:	325,000	Commercial:	24,200,393	19,370,587	Annexations EAV:	0		0
Farm Building:	1,220,766	1,220,766	Veteran:	0	Industrial:	27,974,426	26,901,029	Disconnection EAV:	0		0
State Assessed:	238,792	238,792	Senior Assessment Freez	462,895	Mineral:	10,131	10,131	Recovered TIF EAV:	0		0
	90,510,394	90,510,394	Abatement:	0	Pollution Control:	606	606	Aggregate Extension:	0		
Less Assessments < 150	-1,032	-1,032	Development:	0	State Railroad:	238,186	238,186	Rate Increase:	0.00000		
	90,509,362	90,509,362	Solar:	0	Local Railroad:	0	0	TIF Loss EAV:	6,428,638		
Less Exemptions		-2,527,760	Owner Occupied 50%:	0		87,981,602	81,552,964	EZ EAV Reduction:	0		
Net Taxable Value		87,981,602	Returning Veteran:	0	Overlapping Counties			EZ Tax Reduction:	0.00		
			Disabled Person:	4,000				Industrial Tax Abatement:	0.00		
			Disabled Veteran 50%:	0							
			Disabled Veteran 70%:	216,765							
			Leasehold Owner:	0							
			Natural Disaster:	0							
			Disabled Veteran 30%:	0							
			2,527,760								

Fund	Levy Request	Max Rate	Auto Set To Max	Calculated Rate	Calculated Taxes	PTELL Factor	PTELL Rate	(w/overrides) Final Rate	Final Taxes	% of Total
007 Road And Bridge	142,000	0.33000		0.17412	142,000.03			0.17412	142,000.03	41.16%
008 Jt. Bridge	41,000	0.05000		0.05000	40,776.49			0.05000	40,776.49	11.82%
009 Permanent Road	0	0.16700	✓	0.16700	136,193.47			0.16700	136,193.47	39.48%
010 Equipment & Building	21,000	0.03500		0.02576	21,008.05			0.02576	21,008.05	6.09%
035 Liability Insurance	5,000	0.00000		0.00614	5,007.35			0.00614	5,007.35	1.45%
027 Audit	0	0.00500		0.00000	0.00			0.00000	0.00	0.00%
	209,000			0.42302	344,985.39			0.42302	344,985.39	100.00%

Jennifer Ebner

5/22/2023 9:03 am

TREA - EAGLE TWP ROAD

Tax Year 2022											
Assessed (BoR Eq.)		State Equalized (1.00000)	Exemptions		Amount	State Category	Net Taxable Value	After EZ & TIF	Other Information	County	District
Land:	4,145,990	4,145,990	Home Improvement:	108,050	Farm:	14,055,548	14,055,548	PTELL:			
Farm Land:	11,771,409	11,771,409	Owner Occupied:	3,272,574	Residential:	16,947,145	16,942,853	New Property EAV:	226,498		226,498
Building:	23,275,131	23,275,131	Senior Citizen:	949,300	Commercial:	3,207,023	3,192,045	Annexations EAV:	0		0
Farm Building:	443,031	443,031	Veteran:	0	Industrial:	0	0	Disconnection EAV:	0		0
State Assessed:	618,080	618,080	Senior Assessment Freez	526,606	Mineral:	21,040	21,040	Recovered TIF EAV:	0		0
	40,253,641	40,253,641	Abatement:	0	Pollution Control:	0	0	Aggregate Extension:	0		
Less Assessments < 150	-264	-264	Development:	0	State Railroad:	618,080	618,080	Rate Increase:	0.00000		
	40,253,377	40,253,377	Solar:	0	Local Railroad:	0	0	TIF Loss EAV:	19,270		
Less Exemptions		-5,404,541	Owner Occupied 50%:	0		34,848,836	34,829,566	EZ EAV Reduction:	0		
Net Taxable Value		34,848,836	Returning Veteran:	0	Overlapping Counties			EZ Tax Reduction:	0.00		
			Disabled Person:	34,000				Industrial Tax Abatement:	0.00		
			Disabled Veteran 50%:	12,038							
			Disabled Veteran 70%:	499,473							
			Leasehold Owner:	0							
			Natural Disaster:	0							
			Disabled Veteran 30%:	2,500							
			5,404,541								

Fund	Levy Request	Max Rate	Auto Set To Max	Calculated Rate	Calculated Taxes	PTELL Factor	PTELL Rate	(w/overrides) Final Rate	Final Taxes	% of Total
007 Road And Bridge	71,060	0.21000		0.20403	71,062.59			0.20403	71,062.59	70.63%
008 Jt. Bridge	17,500	0.05000		0.05000	17,414.74			0.05000	17,414.74	17.31%
010 Equipment & Building	12,140	0.03500		0.03486	12,141.56			0.03486	12,141.56	12.07%
	100,700			0.28889	100,618.89			0.28889	100,618.89	100.00%

Jennifer Ebner

Tax Year 2022											
Assessed (BoR Eq.)		State Equalized (1.00000)	Exemptions		Amount	State Category	Net Taxable Value	After EZ & TIF	Other Information	County	District
Land:	9,029,912	9,029,912	Home Improvement:	122,531	Farm:	21,170,869	21,170,869	PTELL:			
Farm Land:	13,893,965	13,893,965	Owner Occupied:	3,997,483	Residential:	30,789,993	30,789,993	New Property EAV:	289,519		289,519
Building:	40,076,526	40,076,526	Senior Citizen:	1,000,000	Commercial:	4,116,985	4,116,985	Annexations EAV:	0		0
Farm Building:	1,026,087	1,026,087	Veteran:	0	Industrial:	939,322	939,322	Disconnection EAV:	0		0
State Assessed:	4,493,511	4,493,511	Senior Assessment Freez	1,441,611	Mineral:	4,297	4,297	Recovered TIF EAV:	726,600		726,600
	68,520,001	68,520,001	Abatement:	0	Pollution Control:	0	0	Aggregate Extension:	0		
Less Assessments < 150	-452	-452	Development:	0	State Railroad:	4,493,495	4,493,495	Rate Increase:	0.00000		
	68,519,549	68,519,549	Solar:	0	Local Railroad:	0	0	TIF Loss EAV:	0		
Less Exemptions		-7,004,588	Owner Occupied 50%:	0		61,514,961	61,514,961	EZ EAV Reduction:	0		
Net Taxable Value		61,514,961	Returning Veteran:	5,000	Overlapping Counties			EZ Tax Reduction:	0.00		
			Disabled Person:	20,000				Industrial Tax Abatement:	0.00		
			Disabled Veteran 50%:	20,000							
			Disabled Veteran 70%:	368,210							
			Leasehold Owner:	0							
			Natural Disaster:	22,253							
			Disabled Veteran 30%:	7,500							
				7,004,588							

Fund	Levy Request	Max Rate	Auto Set To Max	Calculated Rate	Calculated Taxes	PTELL Factor	PTELL Rate	(w/overrides) Final Rate	Final Taxes	% of Total
007 Road And Bridge	94,000	0.16500		0.15281	94,001.05			0.15281	94,001.05	36.47%
008 Jt. Bridge	30,750	0.05000		0.04999	30,751.34			0.04999	30,751.34	11.93%
009 Permanent Road	0	0.16700	✓	0.16700	102,730.02			0.16700	102,730.02	39.86%
010 Equipment & Building	21,500	0.03500		0.03496	21,505.64			0.03496	21,505.64	8.34%
047 Social Security	750	0.00000		0.00122	750.48			0.00122	750.48	0.29%
035 Liability Insurance	8,000	0.00000		0.01301	8,003.10			0.01301	8,003.10	3.11%
	155,000			0.41899	257,741.63			0.41899	257,741.63	100.00%

Jennifer Ebner

Tax Year 2022											
Assessed (BoR Eq.)		State Equalized (1.00000)	Exemptions		Amount	State Category	Net Taxable Value	After EZ & TIF	Other Information	County	District
Land:	4,539,624	4,539,624	Home Improvement:	118,710	Farm:	20,479,827	20,371,931	PTELL:			
Farm Land:	14,095,313	14,095,313	Owner Occupied:	2,670,000	Residential:	16,522,030	16,408,171	New Property EAV:	110,023		110,023
Building:	24,227,310	24,227,310	Senior Citizen:	721,652	Commercial:	2,953,302	2,241,502	Annexations EAV:	0		0
Farm Building:	1,673,801	1,673,801	Veteran:	0	Industrial:	52,350	52,350	Disconnection EAV:	0		0
State Assessed:	0	0	Senior Assessment Freez	782,475	Mineral:	3,459	3,459	Recovered TIF EAV:	0		0
	44,536,048	44,536,048	Abatement:	0	Pollution Control:	0	0	Aggregate Extension:	0		
Less Assessments < 150	-471	-471	Development:	0	State Railroad:	0	0	Rate Increase:	0.00000		
	44,535,577	44,535,577	Solar:	0	Local Railroad:	0	0	TIF Loss EAV:	933,555		
Less Exemptions		-4,524,609	Owner Occupied 50%:	0		40,010,968	39,077,413	EZ EAV Reduction:	0		
Net Taxable Value		40,010,968	Returning Veteran:	0	Overlapping Counties			EZ Tax Reduction:	0.00		
			Disabled Person:	10,000				Industrial Tax Abatement:	0.00		
			Disabled Veteran 50%:	5,000							
			Disabled Veteran 70%:	204,272							
			Leasehold Owner:	0							
			Natural Disaster:	0							
			Disabled Veteran 30%:	12,500							
				4,524,609							
Fund	Levy Request	Max Rate	Auto Set To Max	Calculated Rate	Calculated Taxes	PTELL Factor	PTELL Rate	(w/overrides) Final Rate	Final Taxes	% of Total	
007 Road And Bridge	104,403	0.31000		0.26717	104,403.19			0.26717	104,403.19	74.15%	
008 Jt. Bridge	16,128	0.05000		0.04128	16,131.17			0.04128	16,131.17	11.46%	
010 Equipment & Building	12,255	0.03500		0.03137	12,258.59			0.03137	12,258.59	8.71%	
035 Liability Insurance	8,000	0.00000		0.02048	8,003.06			0.02048	8,003.06	5.68%	
	140,786			0.36030	140,796.01			0.36030	140,796.01	100.00%	

Jennifer Ebner

District Extension Summary

TRFA - FALL RIVER TWP ROAD

Tax Year 2022

	Assessed (BoR Eq.)	State Equalized (1.00000)	Exemptions	Amount	State Category	Net Taxable Value	After EZ & TIF	Other Information	County	District
Land:	5,380,494	5,380,494	Home Improvement:	60,164	Farm:	7,170,432	7,170,432	PTELL:		
Farm Land:	3,888,668	3,888,668	Owner Occupied:	1,602,000	Residential:	16,468,989	16,468,989	New Property EAV:	336,361	336,361
Building:	18,067,832	18,067,832	Senior Citizen:	455,000	Commercial:	1,416,460	1,416,460	Annexations EAV:	0	0
Farm Building:	494,254	494,254	Veteran:	0	Industrial:	0	0	Disconnection EAV:	0	0
State Assessed:	0	0	Senior Assessment Freez	564,022	Mineral:	0	0	Recovered TIF EAV:	0	0
	27,831,248	27,831,248	Abatement:	0	Pollution Control:	0	0	Aggregate Extension:	0	
Less Assessments < 150	-1,007	-1,007	Development:	0	State Railroad:	0	0	Rate Increase:	0.00000	
	27,830,241	27,830,241	Solar:	0	Local Railroad:	0	0	TIF Loss EAV:	0	
Less Exemptions		-2,774,360	Owner Occupied 50%:	0		25,055,881	25,055,881	EZ EAV Reduction:	0	
Net Taxable Value		25,055,881	Returning Veteran:	0	Overlapping Counties			EZ Tax Reduction:	0.00	
			Disabled Person:	8,000				Industrial Tax Abatement:	0.00	
			Disabled Veteran 50%:	0						
			Disabled Veteran 70%:	82,674						
			Leasehold Owner:	0						
			Natural Disaster:	0						
			Disabled Veteran 30%:	2,500						
			2,774,360							

Fund		Levy Request	Max Rate	Auto Set To Max	Calculated Rate	Calculated Taxes	PTELL Factor	PTELL Rate	(w/overrides) Final Rate	Final Taxes	% of Total
007	Road And Bridge	91,300	0.50000		0.36439	91,301.11			0.36439	91,301.11	62.14%
008	Jt. Bridge	7,451	0.05000		0.02974	7,451.62			0.02974	7,451.62	5.07%
009	Permanent Road	0	0.16500	✓	0.16500	41,342.19			0.16500	41,342.19	28.14%
010	Equipment & Building	6,822	0.03500		0.02723	6,822.71			0.02723	6,822.71	4.64%
003	Bonds And Interest	0	0.00000		0.00000	0.00			0.00000	0.00	0.00%
		105,573			0.58636	146,917.63			0.58636	146,917.63	100.00%

Jennifer Ebner

Tax Year 2022											
Assessed (BoR Eq.)		State Equalized (1.00000)	Exemptions		Amount	State Category	Net Taxable Value	After EZ & TIF	Other Information	County	District
Land:	2,299,712	2,299,712	Home Improvement:	39,771	Farm:	18,496,326	18,496,326	PTELL:			
Farm Land:	13,831,193	13,831,193	Owner Occupied:	1,650,000	Residential:	9,712,446	9,712,446	New Property EAV:	74,769		74,769
Building:	16,333,783	16,333,783	Senior Citizen:	410,000	Commercial:	888,256	888,256	Annexations EAV:	0		0
Farm Building:	1,005,331	1,005,331	Veteran:	0	Industrial:	1,893,473	1,893,473	Disconnection EAV:	0		0
State Assessed:	496,994	496,994	Senior Assessment Freez	251,489	Mineral:	0	0	Recovered TIF EAV:	0		0
	33,967,013	33,967,013	Abatement:	0	Pollution Control:	190	190	Aggregate Extension:	0		
Less Assessments < 150	-479	-479	Development:	0	State Railroad:	496,804	496,804	Rate Increase:	0.00000		
	33,966,534	33,966,534	Solar:	0	Local Railroad:	0	0	TIF Loss EAV:	0		
Less Exemptions		-2,479,039	Owner Occupied 50%:	0		31,487,495	31,487,495	EZ EAV Reduction:	0		
Net Taxable Value		31,487,495	Returning Veteran:	0	Overlapping Counties			EZ Tax Reduction:	0.00		
			Disabled Person:	2,000				Industrial Tax Abatement:	0.00		
			Disabled Veteran 50%:	5,000							
			Disabled Veteran 70%:	120,779							
			Leasehold Owner:	0							
			Natural Disaster:	0							
			Disabled Veteran 30%:	0							
				2,479,039							

Fund	Levy Request	Max Rate	Auto Set To Max	Calculated Rate	Calculated Taxes	PTELL Factor	PTELL Rate	(w/overrides) Final Rate	Final Taxes	% of Total
007 Road And Bridge	85,575	0.33000		0.27178	85,576.84			0.27178	85,576.84	76.18%
008 Jt. Bridge	20,455	0.05000		0.05000	15,743.77			0.05000	15,743.77	14.01%
010 Equipment & Building	20,497	0.03500		0.03500	11,020.64			0.03500	11,020.64	9.81%
	126,527			0.35678	112,341.25			0.35678	112,341.25	100.00%

Jennifer Ebner

Tax Year 2022											
Assessed (BoR Eq.)		State Equalized (1.00000)	Exemptions		Amount	State Category	Net Taxable Value	After EZ & TIF	Other Information	County	District
Land:	2,733,118	2,733,118	Home Improvement:	67,789	Farm:	21,498,819	21,498,819	PTELL:			
Farm Land:	15,611,115	15,611,115	Owner Occupied:	1,254,000	Residential:	9,712,857	9,712,857	New Property EAV:	202,029		202,029
Building:	13,944,585	13,944,585	Senior Citizen:	390,000	Commercial:	8,563	8,563	Annexations EAV:	0		0
Farm Building:	1,395,151	1,395,151	Veteran:	0	Industrial:	186,266	186,266	Disconnection EAV:	0		0
State Assessed:	0	0	Senior Assessment Freez	415,474	Mineral:	0	0	Recovered TIF EAV:	0		0
	33,683,969	33,683,969	Abatement:	0	Pollution Control:	0	0	Aggregate Extension:	0		
Less Assessments < 150	-531	-531	Development:	0	State Railroad:	0	0	Rate Increase:	0.00000		
	33,683,438	33,683,438	Solar:	0	Local Railroad:	0	0	TIF Loss EAV:	0		
Less Exemptions		-2,276,933	Owner Occupied 50%:	0		31,406,505	31,406,505	EZ EAV Reduction:	0		
Net Taxable Value		31,406,505	Returning Veteran:	0	Overlapping Counties			EZ Tax Reduction:	0.00		
			Disabled Person:	8,000				Industrial Tax Abatement:	0.00		
			Disabled Veteran 50%:	0							
			Disabled Veteran 70%:	141,670							
			Leasehold Owner:	0							
			Natural Disaster:	0							
			Disabled Veteran 30%:	0							
			2,276,933								

Fund		Levy Request	Max Rate	Auto Set To Max	Calculated Rate	Calculated Taxes	PTELL Factor	PTELL Rate	(w/overrides) Final Rate	Final Taxes	% of Total
007	Road And Bridge	49,000	0.16500		0.15602	49,000.39			0.15602	49,000.39	31.41%
008	Jt. Bridge	15,000	0.05000		0.04777	15,002.88			0.04777	15,002.88	9.62%
009	Permanent Road	0	0.25000	✓	0.25000	78,516.20			0.25000	78,516.20	50.32%
010	Equipment & Building	10,500	0.03500		0.03344	10,502.33			0.03344	10,502.33	6.73%
062	Workman's Comp	3,000	0.00000		0.00956	3,002.46			0.00956	3,002.46	1.92%
		77,500			0.49679	156,024.26			0.49679	156,024.26	100.00%

Jennifer Ebner

Tax Year 2022											
Assessed (BoR Eq.)		State Equalized (1.00000)	Exemptions		Amount	State Category	Net Taxable Value	After EZ & TIF	Other Information	County	District
Land:	1,544,017	1,544,017	Home Improvement:	16,995	Farm:	16,488,226	16,488,226	PTELL:			
Farm Land:	11,814,674	11,814,674	Owner Occupied:	564,000	Residential:	3,551,688	3,551,688	New Property EAV:	42,541		42,541
Building:	10,151,782	10,151,782	Senior Citizen:	150,000	Commercial:	166	166	Annexations EAV:	0		0
Farm Building:	1,060,002	1,060,002	Veteran:	0	Industrial:	3,588,928	3,588,928	Disconnection EAV:	0		0
State Assessed:	0	0	Senior Assessment Freez	117,032	Mineral:	0	0	Recovered TIF EAV:	0		0
	24,570,475	24,570,475	Abatement:	0	Pollution Control:	0	0	Aggregate Extension:	0		
Less Assessments < 150	-111	-111	Development:	0	State Railroad:	0	0	Rate Increase:	0.00000		
	24,570,364	24,570,364	Solar:	0	Local Railroad:	0	0	TIF Loss EAV:	0		
Less Exemptions		-941,356	Owner Occupied 50%:	0		23,629,008	23,629,008	EZ EAV Reduction:	0		
Net Taxable Value		23,629,008	Returning Veteran:	0	Overlapping Counties			EZ Tax Reduction:	0.00		
			Disabled Person:	6,000				Industrial Tax Abatement:	0.00		
			Disabled Veteran 50%:	0							
			Disabled Veteran 70%:	87,329							
			Leasehold Owner:	0							
			Natural Disaster:	0							
			Disabled Veteran 30%:	0							
				941,356							

Fund	Levy Request	Max Rate	Auto Set To Max	Calculated Rate	Calculated Taxes	PTELL Factor	PTELL Rate	(w/overrides) Final Rate	Final Taxes	% of Total
007 Road And Bridge	115,000	0.53000		0.48669	114,999.91			0.48669	114,999.91	73.05%
008 Jt. Bridge	11,000	0.05000		0.04656	11,001.66			0.04656	11,001.66	6.99%
009 Permanent Road	0	0.10000	✓	0.10000	23,628.99			0.10000	23,628.99	15.01%
010 Equipment & Building	7,800	0.03500		0.03302	7,802.29			0.03302	7,802.29	4.96%
	133,800			0.66627	157,432.85			0.66627	157,432.85	100.00%

Jennifer Ebner

Tax Year 2022										
	Assessed (BoR Eq.)	State Equalized (1.00000)	Exemptions	Amount	State Category	Net Taxable Value	After EZ & TIF	Other Information	County	District
Land:	1,309,268	1,309,268	Home Improvement:	14,581	Farm:	12,371,824	12,371,824	PTELL:		
Farm Land:	11,153,241	11,153,241	Owner Occupied:	1,122,573	Residential:	4,803,607	4,803,607	New Property EAV:	0	0
Building:	6,730,368	6,730,368	Senior Citizen:	244,308	Commercial:	868,849	868,849	Annexations EAV:	0	0
Farm Building:	426,827	426,827	Veteran:	0	Industrial:	520	520	Disconnection EAV:	0	0
State Assessed:	190,983	190,983	Senior Assessment Freez	130,432	Mineral:	170	170	Recovered TIF EAV:	0	0
	19,810,687	19,810,687	Abatement:	0	Pollution Control:	0	0	Aggregate Extension:	0	
Less Assessments < 150	-84	-84	Development:	0	State Railroad:	190,983	190,983	Rate Increase:	0.00000	
	19,810,603	19,810,603	Solar:	0	Local Railroad:	0	0	TIF Loss EAV:	0	
			Owner Occupied 50%:	0		18,235,953	18,235,953	EZ EAV Reduction:	0	
Less Exemptions		-1,574,650	Returning Veteran:	0	Overlapping Counties			EZ Tax Reduction:	0.00	
Net Taxable Value		18,235,953	Disabled Person:	12,000				Industrial Tax Abatement:	0.00	
			Disabled Veteran 50%:	0						
			Disabled Veteran 70%:	11,691						
			Leasehold Owner:	0						
			Natural Disaster:	36,565						
			Disabled Veteran 30%:	2,500						
				1,574,650						

Fund		Levy Request	Max Rate	Auto Set To Max	Calculated Rate	Calculated Taxes	PTELL Factor	PTELL Rate	(w/overrides) Final Rate	Final Taxes	% of Total
007	Road And Bridge	54,025	0.66000		0.29626	54,025.76			0.29626	54,025.76	52.41%
008	Jt. Bridge	12,900	0.05000		0.05000	9,117.96			0.05000	9,117.96	8.85%
009	Permanent Road	0	0.16700	✓	0.16700	30,454.00			0.16700	30,454.00	29.54%
010	Equipment & Building	3,675	0.03500		0.02016	3,676.36			0.02016	3,676.36	3.57%
027	Audit	600	0.00500		0.00330	601.79			0.00330	601.79	0.58%
047	Social Security	1,200	0.00000		0.00659	1,201.75			0.00659	1,201.75	1.17%
035	Liability Insurance	4,000	0.00000		0.02194	4,000.96			0.02194	4,000.96	3.88%
		76,400			0.56525	103,078.58			0.56525	103,078.58	100.00%

Jennifer Ebner

Tax Year 2022											
Assessed (BoR Eq.)		State Equalized (1.00000)	Exemptions		Amount	State Category	Net Taxable Value	After EZ & TIF	Other Information	County	District
Land:	1,649,590	1,649,590	Home Improvement:	14,539	Farm:	16,138,766	15,960,446	PTELL:			
Farm Land:	14,372,404	14,372,404	Owner Occupied:	1,214,240	Residential:	6,665,390	6,303,061	New Property EAV:	34,509		34,509
Building:	9,200,627	9,200,627	Senior Citizen:	243,100	Commercial:	1,197,355	995,951	Annexations EAV:	0		0
Farm Building:	486,815	486,815	Veteran:	0	Industrial:	0	0	Disconnection EAV:	0		0
State Assessed:	620,126	620,126	Senior Assessment Freez	114,792	Mineral:	0	0	Recovered TIF EAV:	0		0
	26,329,562	26,329,562	Abatement:	0	Pollution Control:	0	0	Aggregate Extension:	0		
Less Assessments < 150	-395	-395	Development:	0	State Railroad:	620,110	620,110	Rate Increase:	0.00000		
	26,329,167	26,329,167	Solar:	0	Local Railroad:	500	500	TIF Loss EAV:	742,053		
Less Exemptions		-1,707,046	Owner Occupied 50%:	0		24,622,121	23,880,068	EZ EAV Reduction:	0		
Net Taxable Value		24,622,121	Returning Veteran:	0	Overlapping Counties			EZ Tax Reduction:	0.00		
			Disabled Person:	4,000				Industrial Tax Abatement:	0.00		
			Disabled Veteran 50%:	0							
			Disabled Veteran 70%:	116,375							
			Leasehold Owner:	0							
			Natural Disaster:	0							
			Disabled Veteran 30%:	0							
			1,707,046								

Fund	Levy Request	Max Rate	Auto Set To Max	Calculated Rate	Calculated Taxes	PTELL Factor	PTELL Rate	(w/overrides) Final Rate	Final Taxes	% of Total
007 Road And Bridge	65,840	0.28000		0.27572	65,842.10			0.27572	65,842.10	52.38%
008 Jt. Bridge	11,758	0.05000		0.04924	11,758.54			0.04924	11,758.54	9.35%
009 Permanent Road	0	0.16700	✓	0.16700	39,879.70			0.16700	39,879.70	31.72%
010 Equipment & Building	8,230	0.03500		0.03447	8,231.46			0.03447	8,231.46	6.55%
	85,828			0.52643	125,711.80			0.52643	125,711.80	100.00%

Jennifer Ebner

Tax Year 2022										
	Assessed (BoR Eq.)	State Equalized (1.00000)	Exemptions	Amount	State Category	Net Taxable Value	After EZ & TIF	Other Information	County	District
Land:	35,912,919	35,912,919	Home Improvement:	1,206,915	Farm:	2,652,892	2,222,396	PTELL:		
Farm Land:	1,599,488	1,599,488	Owner Occupied:	22,451,536	Residential:	138,311,880	132,404,473	New Property EAV:	2,101,028	2,101,028
Building:	194,479,464	194,479,464	Senior Citizen:	6,004,212	Commercial:	41,028,228	35,110,347	Annexations EAV:	0	0
Farm Building:	143,312	143,312	Veteran:	9,700	Industrial:	14,432,620	10,247,132	Disconnection EAV:	0	0
State Assessed:	466,469	466,469	Senior Assessment Freez	4,404,286	Mineral:	5,433	5,433	Recovered TIF EAV:	19,790,018	19,790,018
	232,601,652	232,601,652	Abatement:	0	Pollution Control:	1,760	1,760	Aggregate Extension:	0	
Less Assessments < 150	-4,800	-4,800	Development:	0	State Railroad:	464,709	464,709	Rate Increase:	0.00000	
	232,596,852	232,596,852	Solar:	0	Local Railroad:	0	0	TIF Loss EAV:	16,441,272	
			Owner Occupied 50%:	0		196,897,522	180,456,250	EZ EAV Reduction:	0	
Less Exemptions		-35,699,330	Returning Veteran:	0	Overlapping Counties			EZ Tax Reduction:	0.00	
Net Taxable Value		196,897,522	Disabled Person:	145,019				Industrial Tax Abatement:	0.00	
			Disabled Veteran 50%:	46,271						
			Disabled Veteran 70%:	1,418,891						
			Leasehold Owner:	0						
			Natural Disaster:	0						
			Disabled Veteran 30%:	12,500						
				35,699,330						

Fund		Levy Request	Max Rate	Auto Set To Max	Calculated Rate	Calculated Taxes	PTELL Factor	PTELL Rate	(w/overrides) Final Rate	Final Taxes	% of Total
007	Road And Bridge	195,000	0.12500		0.10806	195,001.30			0.10806	195,001.30	100.00%
		195,000			0.10806	195,001.30			0.10806	195,001.30	100.00%

Jennifer Ebner

Tax Year 2022											
Assessed (BoR Eq.)		State Equalized (1.00000)	Exemptions		Amount	State Category	Net Taxable Value	After EZ & TIF	Other Information	County	District
Land:	30,672,854	30,672,854	Home Improvement:	324,728	Farm:	7,082,527	7,082,527	PTELL:			
Farm Land:	2,905,827	2,905,827	Owner Occupied:	10,207,891	Residential:	81,168,529	81,168,529	New Property EAV:	731,516		731,516
Building:	102,321,431	102,321,431	Senior Citizen:	2,318,838	Commercial:	11,258,908	11,221,065	Annexations EAV:	0		0
Farm Building:	842,744	842,744	Veteran:	0	Industrial:	22,215,335	15,934,583	Disconnection EAV:	0		0
State Assessed:	1,002,153	1,002,153	Senior Assessment Freez	904,355	Mineral:	0	0	Recovered TIF EAV:	0		0
	137,745,009	137,745,009	Abatement:	0	Pollution Control:	0	0	Aggregate Extension:	0		
Less Assessments < 150	-2,533	-2,533	Development:	0	State Railroad:	1,002,013	1,002,013	Rate Increase:	0.00000		
	137,742,476	137,742,476	Solar:	0	Local Railroad:	0	0	TIF Loss EAV:	6,318,595		
Less Exemptions		-15,015,164	Owner Occupied 50%:	0		122,727,312	116,408,717	EZ EAV Reduction:	0		
Net Taxable Value		122,727,312	Returning Veteran:	0	Overlapping Counties			EZ Tax Reduction:	0.00		
			Disabled Person:	40,000				Industrial Tax Abatement:	0.00		
			Disabled Veteran 50%:	25,000							
			Disabled Veteran 70%:	1,189,352							
			Leasehold Owner:	0							
			Natural Disaster:	0							
			Disabled Veteran 30%:	5,000							
			15,015,164								

Fund	Levy Request	Max Rate	Auto Set To Max	Calculated Rate	Calculated Taxes	PTELL Factor	PTELL Rate	(w/overrides) Final Rate	Final Taxes	% of Total
007 Road And Bridge	198,000	0.16500		0.16500	192,072.93			0.16500	192,072.93	59.26%
009 Permanent Road	0	0.07500	✓	0.07500	87,305.88			0.07500	87,305.88	26.94%
010 Equipment & Building	42,000	0.03500		0.03500	40,742.74			0.03500	40,742.74	12.57%
035 Liability Insurance	4,000	0.00000		0.00344	4,004.43			0.00344	4,004.43	1.24%
	244,000			0.27844	324,125.98			0.27844	324,125.98	100.00%

Jennifer Ebner

Tax Year 2022											
Assessed (BoR Eq.)		State Equalized (1.00000)	Exemptions		Amount	State Category	Net Taxable Value	After EZ & TIF	Other Information	County	District
Land:	20,827,502	20,827,502	Home Improvement:	336,617	Farm:	15,007,489	14,899,203	PTELL:			
Farm Land:	11,596,553	11,596,553	Owner Occupied:	11,620,673	Residential:	75,491,751	75,188,744	New Property EAV:	193,075		193,075
Building:	120,488,605	120,488,605	Senior Citizen:	3,390,000	Commercial:	20,580,525	19,797,913	Annexations EAV:	0		0
Farm Building:	949,017	949,017	Veteran:	0	Industrial:	24,351,267	16,233,914	Disconnection EAV:	0		0
State Assessed:	4,081,396	4,081,396	Senior Assessment Freez	2,328,166	Mineral:	300	300	Recovered TIF EAV:	13,002,912		13,002,912
	157,943,073	157,943,073	Abatement:	0	Pollution Control:	0	0	Aggregate Extension:	0		
Less Assessments < 150	-589	-589	Development:	0	State Railroad:	4,081,396	4,081,396	Rate Increase:	0.00000		
	157,942,484	157,942,484	Solar:	0	Local Railroad:	0	0	TIF Loss EAV:	9,311,258		
			Owner Occupied 50%:	0		139,512,728	130,201,470	EZ EAV Reduction:	0		
Less Exemptions		-18,429,756	Returning Veteran:	0	Overlapping Counties			EZ Tax Reduction:	0.00		
Net Taxable Value		139,512,728	Disabled Person:	48,000				Industrial Tax Abatement:	0.00		
			Disabled Veteran 50%:	40,000							
			Disabled Veteran 70%:	663,800							
			Leasehold Owner:	0							
			Natural Disaster:	0							
			Disabled Veteran 30%:	2,500							
			18,429,756								

Fund	Levy Request	Max Rate	Auto Set To Max	Calculated Rate	Calculated Taxes	PTELL Factor	PTELL Rate	(w/overrides) Final Rate	Final Taxes	% of Total
007 Road And Bridge	381,750	0.32000		0.29320	381,750.58			0.29320	381,750.58	93.16%
008 Jt. Bridge	10,000	0.05000		0.00769	10,012.49			0.00769	10,012.49	2.44%
010 Equipment & Building	5,500	0.03500		0.00423	5,507.52			0.00423	5,507.52	1.34%
027 Audit	5,000	0.00500		0.00385	5,012.75			0.00385	5,012.75	1.22%
035 Liability Insurance	5,500	0.00000		0.00423	5,507.52			0.00423	5,507.52	1.34%
047 Social Security	2,000	0.00000		0.00154	2,005.10			0.00154	2,005.10	0.49%
	409,750			0.31474	409,795.96			0.31474	409,795.96	100.00%

Jennifer Ebner

Tax Year 2022											
Assessed (BoR Eq.)		State Equalized (1.00000)	Exemptions		Amount	State Category	Net Taxable Value	After EZ & TIF	Other Information	County	District
Land:	1,802,118	1,802,118	Home Improvement:	0	Farm:	18,315,033	18,315,033	PTELL:			
Farm Land:	14,829,358	14,829,358	Owner Occupied:	516,000	Residential:	3,560,643	3,560,643	New Property EAV:	43,292		43,292
Building:	6,179,305	6,179,305	Senior Citizen:	200,000	Commercial:	644,055	644,055	Annexations EAV:	0		0
Farm Building:	726,219	726,219	Veteran:	0	Industrial:	0	0	Disconnection EAV:	0		0
State Assessed:	4,027,879	4,027,879	Senior Assessment Freez	146,745	Mineral:	0	0	Recovered TIF EAV:	0		0
	27,564,879	27,564,879	Abatement:	0	Pollution Control:	0	0	Aggregate Extension:	0		
Less Assessments < 150	-346	-346	Development:	0	State Railroad:	4,027,879	4,027,879	Rate Increase:	0.00000		
	27,564,533	27,564,533	Solar:	0	Local Railroad:	0	0	TIF Loss EAV:	0		
Less Exemptions		-1,016,923	Owner Occupied 50%:	0		26,547,610	26,547,610	EZ EAV Reduction:	0		
Net Taxable Value		26,547,610	Returning Veteran:	0	Overlapping Counties			EZ Tax Reduction:	0.00		
			Disabled Person:	4,000				Industrial Tax Abatement:	0.00		
			Disabled Veteran 50%:	0							
			Disabled Veteran 70%:	150,178							
			Leasehold Owner:	0							
			Natural Disaster:	0							
			Disabled Veteran 30%:	0							
			1,016,923								

Fund	Levy Request	Max Rate	Auto Set To Max	Calculated Rate	Calculated Taxes	PTELL Factor	PTELL Rate	(w/overrides) Final Rate	Final Taxes	% of Total
007 Road And Bridge	80,425	0.33000		0.30295	80,425.96			0.30295	80,425.96	51.89%
008 Jt. Bridge	14,000	0.05000		0.05000	13,273.80			0.05000	13,273.80	8.56%
009 Permanent Road	0	0.16700	✓	0.16700	44,334.49			0.16700	44,334.49	28.60%
010 Equipment & Building	8,525	0.03500		0.03212	8,527.09			0.03212	8,527.09	5.50%
062 Workman's Comp	5,700	0.00000		0.02148	5,702.42			0.02148	5,702.42	3.68%
027 Audit	1,225	0.00500		0.00462	1,226.50			0.00462	1,226.50	0.79%
047 Social Security	1,500	0.00000		0.00566	1,502.59			0.00566	1,502.59	0.97%
	111,375			0.58383	154,992.85			0.58383	154,992.85	100.00%

Jennifer Ebner

Tax Year 2022											
Assessed (BoR Eq.)		State Equalized (1.00000)	Exemptions		Amount	State Category	Net Taxable Value	After EZ & TIF	Other Information	County	District
Land:	3,101,658	3,101,658	Home Improvement:	43,762	Farm:	16,487,329	16,487,329	PTELL:			
Farm Land:	9,426,107	9,426,107	Owner Occupied:	978,000	Residential:	8,972,224	8,972,224	New Property EAV:	45,225		45,225
Building:	14,707,370	14,707,370	Senior Citizen:	250,000	Commercial:	819,022	819,022	Annexations EAV:	0		0
Farm Building:	1,354,874	1,354,874	Veteran:	0	Industrial:	480,230	480,230	Disconnection EAV:	0		0
State Assessed:	0	0	Senior Assessment Freez	95,949	Mineral:	0	0	Recovered TIF EAV:	0		0
	28,590,009	28,590,009	Abatement:	0	Pollution Control:	0	0	Aggregate Extension:	0		
Less Assessments < 150	-212	-212	Development:	0	State Railroad:	0	0	Rate Increase:	0.00000		
	28,589,797	28,589,797	Solar:	0	Local Railroad:	0	0	TIF Loss EAV:	0		
Less Exemptions		-1,830,992	Owner Occupied 50%:	0		26,758,805	26,758,805	EZ EAV Reduction:	0		
Net Taxable Value		26,758,805	Returning Veteran:	0	Overlapping Counties			EZ Tax Reduction:	0.00		
			Disabled Person:	6,000				Industrial Tax Abatement:	0.00		
			Disabled Veteran 50%:	0							
			Disabled Veteran 70%:	454,781							
			Leasehold Owner:	0							
			Natural Disaster:	0							
			Disabled Veteran 30%:	2,500							
			1,830,992								

Fund	Levy Request	Max Rate	Auto Set To Max	Calculated Rate	Calculated Taxes	PTELL Factor	PTELL Rate	(w/overrides) Final Rate	Final Taxes	% of Total
007 Road And Bridge	65,500	0.33000		0.24478	65,500.20			0.24478	65,500.20	72.47%
010 Equipment & Building	7,000	0.03500		0.02616	7,000.10			0.02616	7,000.10	7.75%
035 Liability Insurance	4,500	0.00000		0.01682	4,500.83			0.01682	4,500.83	4.98%
008 Jt. Bridge	13,750	0.05000		0.05000	13,379.40			0.05000	13,379.40	14.80%
	90,750			0.33776	90,380.53			0.33776	90,380.53	100.00%

Jennifer Ebner

Tax Year 2022											
Assessed (BoR Eq.)		State Equalized (1.00000)	Exemptions		Amount	State Category	Net Taxable Value	After EZ & TIF	Other Information	County	District
Land:	12,137,894	12,137,894	Home Improvement:	83,355	Farm:	16,626,340	16,626,340	PTELL:			
Farm Land:	6,820,762	6,820,762	Owner Occupied:	4,250,252	Residential:	46,048,745	46,048,745	New Property EAV:	239,467		239,467
Building:	68,589,390	68,589,390	Senior Citizen:	910,000	Commercial:	19,927,170	19,927,170	Annexations EAV:	0		0
Farm Building:	1,805,849	1,805,849	Veteran:	0	Industrial:	0	0	Disconnection EAV:	0		0
State Assessed:	517,773	517,773	Senior Assessment Freez	906,960	Mineral:	21,590	21,590	Recovered TIF EAV:	0		0
	89,871,668	89,871,668	Abatement:	0	Pollution Control:	0	0	Aggregate Extension:	0		
Less Assessments < 150	-1,713	-1,713	Development:	0	State Railroad:	517,773	517,773	Rate Increase:	0.00000		
	89,869,955	89,869,955	Solar:	0	Local Railroad:	0	0	TIF Loss EAV:	0		
			Owner Occupied 50%:	0		83,141,618	83,141,618	EZ EAV Reduction:	0		
Less Exemptions		-6,728,337	Returning Veteran:	0	Overlapping Counties			EZ Tax Reduction:	0.00		
Net Taxable Value		83,141,618	Disabled Person:	14,000				Industrial Tax Abatement:	0.00		
			Disabled Veteran 50%:	10,000							
			Disabled Veteran 70%:	544,513							
			Leasehold Owner:	0							
			Natural Disaster:	0							
			Disabled Veteran 30%:	9,257							
				6,728,337							

Fund	Levy Request	Max Rate	Auto Set To Max	Calculated Rate	Calculated Taxes	PTELL Factor	PTELL Rate	(w/overrides) Final Rate	Final Taxes	% of Total
007 Road And Bridge	142,301	0.33000		0.17116	142,305.28			0.17116	142,305.28	54.13%
008 Jt. Bridge	39,930	0.05000		0.04803	39,932.94			0.04803	39,932.94	15.19%
009 Permanent Road	0	0.07500	✓	0.07500	62,356.25			0.07500	62,356.25	23.72%
010 Equipment & Building	18,305	0.03500		0.02202	18,307.79			0.02202	18,307.79	6.96%
	200,536			0.31621	262,902.26			0.31621	262,902.26	100.00%

Jennifer Ebner

Tax Year 2022											
Assessed (BoR Eq.)		State Equalized (1.00000)	Exemptions		Amount	State Category	Net Taxable Value	After EZ & TIF	Other Information	County	District
Land:	69,169,237	69,169,237	Home Improvement:	255,586	Farm:	20,900,386	20,900,386	PTELL:			
Farm Land:	8,539,791	8,539,791	Owner Occupied:	12,264,000	Residential:	189,012,825	189,012,825	New Property EAV:	1,310,937		1,310,937
Building:	157,815,076	157,815,076	Senior Citizen:	2,290,000	Commercial:	6,260,184	6,260,184	Annexations EAV:	0		0
Farm Building:	2,091,038	2,091,038	Veteran:	66,828	Industrial:	945,945	945,945	Disconnection EAV:	0		0
State Assessed:	237,438	237,438	Senior Assessment Freez	2,553,587	Mineral:	0	0	Recovered TIF EAV:	0		0
	237,852,580	237,852,580	Abatement:	0	Pollution Control:	0	0	Aggregate Extension:	0		
Less Assessments < 150	-1,246	-1,246	Development:	0	State Railroad:	237,438	237,438	Rate Increase:	0.00000		
	237,851,334	237,851,334	Solar:	0	Local Railroad:	0	0	TIF Loss EAV:	0		
Less Exemptions		-20,494,556	Owner Occupied 50%:	0		217,356,778	217,356,778	EZ EAV Reduction:	0		
Net Taxable Value			217,356,778		Returning Veteran:	0	Overlapping Counties		EZ Tax Reduction:	0.00	
			Disabled Person:		48,000			Industrial Tax Abatement:		0.00	
			Disabled Veteran 50%:		30,000						
			Disabled Veteran 70%:		2,974,055						
			Leasehold Owner:		0						
			Natural Disaster:		0						
			Disabled Veteran 30%:		12,500						
			20,494,556								

Fund		Levy Request	Max Rate	Auto Set To Max	Calculated Rate	Calculated Taxes	PTELL Factor	PTELL Rate	(w/overrides) Final Rate	Final Taxes	% of Total
007	Road And Bridge	389,828	0.33000		0.17935	389,829.54			0.17935	389,829.54	80.86%
008	Jt. Bridge	16,160	0.05000		0.00744	16,171.35			0.00744	16,171.35	3.35%
010	Equipment & Building	92,620	0.03500		0.03500	76,074.90			0.03500	76,074.90	15.78%
		498,608			0.22179	482,075.79			0.22179	482,075.79	100.00%

Jennifer Ebner

Tax Year 2022											
Assessed (BoR Eq.)		State Equalized (1.00000)	Exemptions		Amount	State Category	Net Taxable Value	After EZ & TIF	Other Information	County	District
Land:	2,984,272	2,984,272	Home Improvement:	17,092	Farm:	18,571,065	18,571,065	PTELL:			
Farm Land:	13,680,220	13,680,220	Owner Occupied:	939,515	Residential:	4,990,763	4,990,763	New Property EAV:	39,145		39,145
Building:	8,970,144	8,970,144	Senior Citizen:	302,496	Commercial:	1,324,909	1,324,909	Annexations EAV:	0		0
Farm Building:	1,463,715	1,463,715	Veteran:	0	Industrial:	603,817	603,817	Disconnection EAV:	0		0
State Assessed:	1,239,396	1,239,396	Senior Assessment Freez	305,648	Mineral:	0	0	Recovered TIF EAV:	0		0
	28,337,747	28,337,747	Abatement:	0	Pollution Control:	1,534	1,534	Aggregate Extension:	0		
	0	0	Development:	0	State Railroad:	1,237,862	1,237,862	Rate Increase:	0.00000		
			Solar:	0	Local Railroad:	0	0	TIF Loss EAV:	0		
			Owner Occupied 50%:	0		26,729,950	26,729,950	EZ EAV Reduction:	0		
Less Exemptions		-1,607,797	Returning Veteran:	0	Overlapping Counties			EZ Tax Reduction:	0.00		
Net Taxable Value		26,729,950	Disabled Person:	0				Industrial Tax Abatement:	0.00		
			Disabled Veteran 50%:	0							
			Disabled Veteran 70%:	43,046							
			Leasehold Owner:	0							
			Natural Disaster:	0							
			Disabled Veteran 30%:	0							
				1,607,797							

Fund	Levy Request	Max Rate	Auto Set To Max	Calculated Rate	Calculated Taxes	PTELL Factor	PTELL Rate	(w/overrides) Final Rate	Final Taxes	% of Total
007 Road And Bridge	129,050	0.50000		0.48280	129,052.14			0.48280	129,052.14	85.47%
008 Jt. Bridge	12,902	0.05000		0.04827	12,902.54			0.04827	12,902.54	8.55%
010 Equipment & Building	9,031	0.03500		0.03379	9,032.05			0.03379	9,032.05	5.98%
	150,983			0.56486	150,986.73			0.56486	150,986.73	100.00%

Jennifer Ebner

Tax Year 2022											
Assessed (BoR Eq.)		State Equalized (1.00000)	Exemptions		Amount	State Category	Net Taxable Value	After EZ & TIF	Other Information	County	District
Land:	894,319	894,319	Home Improvement:	7,422	Farm:	16,625,741	16,625,741	PTELL:			
Farm Land:	14,579,601	14,579,601	Owner Occupied:	430,135	Residential:	2,093,861	2,093,861	New Property EAV:	12,011		12,011
Building:	3,882,560	3,882,560	Senior Citizen:	95,000	Commercial:	726,797	726,797	Annexations EAV:	0		0
Farm Building:	713,632	713,632	Veteran:	0	Industrial:	0	0	Disconnection EAV:	0		0
State Assessed:	3,050,565	3,050,565	Senior Assessment Freez	57,827	Mineral:	340	340	Recovered TIF EAV:	0		0
	23,120,677	23,120,677	Abatement:	0	Pollution Control:	0	0	Aggregate Extension:	0		
Less Assessments < 150	-76	-76	Development:	0	State Railroad:	3,050,565	3,050,565	Rate Increase:	0.00000		
	23,120,601	23,120,601	Solar:	0	Local Railroad:	10,250	10,250	TIF Loss EAV:	0		
Less Exemptions		-613,047	Owner Occupied 50%:	0		22,507,554	22,507,554	EZ EAV Reduction:	0		
Net Taxable Value		22,507,554	Returning Veteran:	0	Overlapping Counties			EZ Tax Reduction:	0.00		
			Disabled Person:	0				Industrial Tax Abatement:	0.00		
			Disabled Veteran 50%:	0							
			Disabled Veteran 70%:	22,663							
			Leasehold Owner:	0							
			Natural Disaster:	0							
			Disabled Veteran 30%:	0							
			613,047								

Fund	Levy Request	Max Rate	Auto Set To Max	Calculated Rate	Calculated Taxes	PTELL Factor	PTELL Rate	(w/overrides) Final Rate	Final Taxes	% of Total
007 Road And Bridge	67,200	0.33000		0.29857	67,200.77			0.29857	67,200.77	85.85%
008 Jt. Bridge	4,590	0.05000		0.02040	4,591.54			0.02040	4,591.54	5.87%
010 Equipment & Building	6,480	0.03500		0.02880	6,482.17			0.02880	6,482.17	8.28%
	78,270			0.34777	78,274.48			0.34777	78,274.48	100.00%

Jennifer Ebner

Tax Year 2022											
Assessed (BoR Eq.)		State Equalized (1.00000)	Exemptions		Amount	State Category	Net Taxable Value	After EZ & TIF	Other Information	County	District
Land:	48,804,013	48,804,013	Home Improvement:	452,445	Farm:	3,577,513	3,564,469	PTELL:			
Farm Land:	2,047,356	2,047,356	Owner Occupied:	18,328,401	Residential:	150,332,473	149,539,360	New Property EAV:	2,850,179	2,850,179	
Building:	184,266,808	184,266,808	Senior Citizen:	4,993,194	Commercial:	41,837,375	33,481,535	Annexations EAV:	0	0	
Farm Building:	165,493	165,493	Veteran:	90,835	Industrial:	8,948,278	8,740,614	Disconnection EAV:	0	0	
State Assessed:	3,329,460	3,329,460	Senior Assessment Freez	4,176,299	Mineral:	923	923	Recovered TIF EAV:	0	0	
	238,613,130	238,613,130	Abatement:	0	Pollution Control:	0	0	Aggregate Extension:	0		
Less Assessments < 150	-868	-868	Development:	0	State Railroad:	3,329,447	3,329,447	Rate Increase:	0.00000		
	238,612,262	238,612,262	Solar:	0	Local Railroad:	0	0	TIF Loss EAV:	9,369,661		
			Owner Occupied 50%:	0		208,026,009	198,656,348	EZ EAV Reduction:	0		
Less Exemptions		-30,586,253	Returning Veteran:	0	Overlapping Counties			EZ Tax Reduction:	0.00		
Net Taxable Value		208,026,009	Disabled Person:	158,000				Industrial Tax Abatement:	0.00		
			Disabled Veteran 50%:	45,000							
			Disabled Veteran 70%:	2,301,308							
			Leasehold Owner:	0							
			Natural Disaster:	33,271							
			Disabled Veteran 30%:	7,500							
			30,586,253								

Fund	Levy Request	Max Rate	Auto Set To Max	Calculated Rate	Calculated Taxes	PTELL Factor	PTELL Rate	(w/overrides) Final Rate	Final Taxes	% of Total
007 Road And Bridge	320,000	0.16500		0.16109	320,015.37			0.16109	320,015.37	65.76%
008 Jt. Bridge	97,980	0.05000		0.04933	97,997.13			0.04933	97,997.13	20.14%
010 Equipment & Building	68,580	0.03500		0.03453	68,596.01			0.03453	68,596.01	14.10%
	486,560			0.24495	486,608.51			0.24495	486,608.51	100.00%

Jennifer Ebner

Tax Year 2022											
Assessed (BoR Eq.)		State Equalized (1.00000)	Exemptions		Amount	State Category	Net Taxable Value	After EZ & TIF	Other Information	County	District
Land:	6,351,146	6,351,146	Home Improvement:	141,254	Farm:	13,784,280	13,761,153	PTELL:			
Farm Land:	9,660,495	9,660,495	Owner Occupied:	5,018,466	Residential:	30,296,156	30,173,282	New Property EAV:	131,443		131,443
Building:	55,968,537	55,968,537	Senior Citizen:	1,415,610	Commercial:	4,341,438	2,306,034	Annexations EAV:	0		0
Farm Building:	1,056,644	1,056,644	Veteran:	0	Industrial:	16,628,832	16,628,832	Disconnection EAV:	0		0
State Assessed:	3,337,039	3,337,039	Senior Assessment Freez	884,410	Mineral:	0	0	Recovered TIF EAV:	0		0
	76,373,861	76,373,861	Abatement:	0	Pollution Control:	0	0	Aggregate Extension:	0		
Less Assessments < 150	-255	-255	Development:	0	State Railroad:	3,337,039	3,337,039	Rate Increase:	0.00000		
	76,373,606	76,373,606	Solar:	0	Local Railroad:	0	0	TIF Loss EAV:	2,181,405		
			Owner Occupied 50%:	0		68,387,745	66,206,340	EZ EAV Reduction:	0		
Less Exemptions		-7,985,861	Returning Veteran:	0	Overlapping Counties			EZ Tax Reduction:	0.00		
Net Taxable Value		68,387,745	Disabled Person:	22,000				Industrial Tax Abatement:	0.00		
			Disabled Veteran 50%:	40,000							
			Disabled Veteran 70%:	461,621							
			Leasehold Owner:	0							
			Natural Disaster:	0							
			Disabled Veteran 30%:	2,500							
				7,985,861							

Fund	Levy Request	Max Rate	Auto Set To Max	Calculated Rate	Calculated Taxes	PTELL Factor	PTELL Rate	(w/overrides) Final Rate	Final Taxes	% of Total
007 Road And Bridge	116,974	0.16500		0.16500	109,240.57			0.16500	109,240.57	61.22%
008 Jt. Bridge	36,908	0.05000		0.05000	33,103.20			0.05000	33,103.20	18.55%
010 Equipment & Building	22,339	0.03500		0.03375	22,344.66			0.03375	22,344.66	12.52%
027 Audit	764	0.00500		0.00116	767.99			0.00116	767.99	0.43%
047 Social Security	2,671	0.00000		0.00404	2,674.74			0.00404	2,674.74	1.50%
035 Liability Insurance	10,300	0.00000		0.01556	10,301.72			0.01556	10,301.72	5.77%
	189,956			0.26951	178,432.88			0.26951	178,432.88	100.00%

Jennifer Ebner

Tax Year 2022											
Assessed (BoR Eq.)		State Equalized (1.00000)	Exemptions		Amount	State Category	Net Taxable Value	After EZ & TIF	Other Information	County	District
Land:	59,293,518	59,293,518	Home Improvement:	445,512	Farm:	4,398,420	3,773,771	PTELL:			
Farm Land:	2,820,238	2,820,238	Owner Occupied:	19,064,531	Residential:	157,352,388	154,722,626	New Property EAV:	1,269,814		1,269,814
Building:	223,251,379	223,251,379	Senior Citizen:	5,823,947	Commercial:	83,687,106	78,272,099	Annexations EAV:	0		0
Farm Building:	452,130	452,130	Veteran:	0	Industrial:	9,733,214	9,723,420	Disconnection EAV:	0		0
State Assessed:	752,734	752,734	Senior Assessment Freez	3,994,499	Mineral:	2,677	2,677	Recovered TIF EAV:	0		0
	286,569,999	286,569,999	Abatement:	0	Pollution Control:	10,790	10,790	Aggregate Extension:	0		
Less Assessments < 150	-4,028	-4,028	Development:	0	State Railroad:	741,821	741,821	Rate Increase:	0.00000		
	286,565,971	286,565,971	Solar:	0	Local Railroad:	0	0	TIF Loss EAV:	8,679,212		
Less Exemptions		-30,639,555	Owner Occupied 50%:	0		255,926,416	247,247,204	EZ EAV Reduction:	0		
Net Taxable Value		255,926,416	Returning Veteran:	0	Overlapping Counties			EZ Tax Reduction:	0.00		
			Disabled Person:	84,000				Industrial Tax Abatement:	0.00		
			Disabled Veteran 50%:	30,000							
			Disabled Veteran 70%:	1,188,931							
			Leasehold Owner:	0							
			Natural Disaster:	0							
			Disabled Veteran 30%:	8,135							
			30,639,555								

Jennifer Ebner

Tax Year 2022											
	Assessed (BoR Eq.)	State Equalized (1.00000)	Exemptions	Amount	State Category	Net Taxable Value	After EZ & TIF		Other Information	County	District
Land:	1,005,717	1,005,717	Home Improvement:	31,682	Farm:	10,755,084	10,755,084	PTELL:			
Farm Land:	8,573,133	8,573,133	Owner Occupied:	751,203	Residential:	3,851,493	3,851,493	New Property EAV:		24,580	24,580
Building:	6,609,805	6,609,805	Senior Citizen:	166,530	Commercial:	1,300,802	1,300,802	Annexations EAV:		0	0
Farm Building:	833,137	833,137	Veteran:	0	Industrial:	0	0	Disconnection EAV:		0	0
State Assessed:	431,127	431,127	Senior Assessment Freez	140,996	Mineral:	0	0	Recovered TIF EAV:		0	0
	17,452,919	17,452,919	Abatement:	0	Pollution Control:	805	805	Aggregate Extension:		0	
Less Assessments < 150	-110	-110	Development:	0	State Railroad:	430,322	430,322	Rate Increase:		0.00000	
	17,452,809	17,452,809	Solar:	0	Local Railroad:	0	0	TIF Loss EAV:		0	
Less Exemptions		-1,114,303	Owner Occupied 50%:	0		16,338,506	16,338,506	EZ EAV Reduction:		0	
Net Taxable Value		16,338,506	Returning Veteran:	0	Overlapping Counties			EZ Tax Reduction:		0.00	
			Disabled Person:	4,000				Industrial Tax Abatement:		0.00	
			Disabled Veteran 50%:	5,000							
			Disabled Veteran 70%:	14,892							
			Leasehold Owner:	0							
			Natural Disaster:	0							
			Disabled Veteran 30%:	0							
				1,114,303							

Fund		Levy Request	Max Rate	Auto Set To Max	Calculated Rate	Calculated Taxes	PTELL Factor	PTELL Rate	(w/overrides) Final Rate	Final Taxes	% of Total
007	Road And Bridge	26,850	0.16500		0.16434	26,850.71			0.16434	26,850.71	40.24%
010	Equipment & Building	4,420	0.03500		0.02706	4,421.20			0.02706	4,421.20	6.63%
008	Jt. Bridge	8,175	0.05000		0.05000	8,169.25			0.05000	8,169.25	12.24%
009	Permanent Road	0	0.16700	✓	0.16700	27,285.31			0.16700	27,285.31	40.89%
		39,445			0.40840	66,726.47			0.40840	66,726.47	100.00%

Jennifer Ebner

Tax Year 2022											
Assessed (BoR Eq.)		State Equalized (1.00000)	Exemptions		Amount	State Category	Net Taxable Value	After EZ & TIF	Other Information	County	District
Land:	28,789,513	28,789,513	Home Improvement:	240,355	Farm:	12,718,010	12,515,581	PTELL:			
Farm Land:	5,431,254	5,431,254	Owner Occupied:	6,525,038	Residential:	80,707,996	61,923,552	New Property EAV:	167,804		167,804
Building:	95,577,259	95,577,259	Senior Citizen:	1,746,367	Commercial:	16,474,858	10,376,141	Annexations EAV:	0		0
Farm Building:	1,273,114	1,273,114	Veteran:	0	Industrial:	9,581,858	8,880,185	Disconnection EAV:	0		0
State Assessed:	968,613	968,613	Senior Assessment Freez	1,886,485	Mineral:	0	0	Recovered TIF EAV:	0		0
	132,039,753	132,039,753	Abatement:	0	Pollution Control:	0	0	Aggregate Extension:	0		
Less Assessments < 150	-2,540	-2,540	Development:	0	State Railroad:	968,613	968,613	Rate Increase:	0.00000		
	132,037,213	132,037,213	Solar:	0	Local Railroad:	0	0	TIF Loss EAV:	25,787,263		
Less Exemptions		-11,585,878	Owner Occupied 50%:	0		120,451,335	94,664,072	EZ EAV Reduction:	0		
Net Taxable Value		120,451,335	Returning Veteran:	0	Overlapping Counties			EZ Tax Reduction:	0.00		
			Disabled Person:	32,268				Industrial Tax Abatement:	0.00		
			Disabled Veteran 50%:	20,879							
			Disabled Veteran 70%:	1,124,486							
			Leasehold Owner:	0							
			Natural Disaster:	0							
			Disabled Veteran 30%:	10,000							
			11,585,878								

Fund	Levy Request	Max Rate	Auto Set To Max	Calculated Rate	Calculated Taxes	PTELL Factor	PTELL Rate	(w/overrides) Final Rate	Final Taxes	% of Total
007 Road And Bridge	211,358	0.16500		0.16500	156,195.57			0.16500	156,195.57	51.56%
008 Jt. Bridge	64,617	0.05000		0.05000	47,331.99			0.05000	47,331.99	15.63%
009 Permanent Road	0	0.07000	✓	0.07000	66,264.79			0.07000	66,264.79	21.88%
010 Equipment & Building	40,979	0.03500		0.03500	33,132.39			0.03500	33,132.39	10.94%
	316,954			0.32000	302,924.74			0.32000	302,924.74	100.00%

Jennifer Ebner

Tax Year 2022											
Assessed (BoR Eq.)		State Equalized (1.00000)	Exemptions		Amount	State Category	Net Taxable Value	After EZ & TIF	Other Information	County	District
Land:	7,254,496	7,254,496	Home Improvement:	134,046	Farm:	20,649,044	20,649,044	PTELL:			
Farm Land:	12,031,872	12,031,872	Owner Occupied:	2,238,000	Residential:	23,661,234	23,661,234	New Property EAV:	314,621		314,621
Building:	30,079,176	30,079,176	Senior Citizen:	635,000	Commercial:	1,189,592	1,189,592	Annexations EAV:	0		0
Farm Building:	1,251,454	1,251,454	Veteran:	50,371	Industrial:	797,075	797,075	Disconnection EAV:	0		0
State Assessed:	592,638	592,638	Senior Assessment Freez	681,083	Mineral:	1,017	1,017	Recovered TIF EAV:	0		0
	51,209,636	51,209,636	Abatement:	0	Pollution Control:	667	667	Aggregate Extension:	0		
Less Assessments < 150	-1,112	-1,112	Development:	0	State Railroad:	591,971	591,971	Rate Increase:	0.00000		
	51,208,524	51,208,524	Solar:	0	Local Railroad:	0	0	TIF Loss EAV:	0		
			Owner Occupied 50%:	0		46,890,600	46,890,600	EZ EAV Reduction:	0		
Less Exemptions		-4,317,924	Returning Veteran:	0	Overlapping Counties			EZ Tax Reduction:	0.00		
Net Taxable Value		46,890,600	Disabled Person:	12,000				Industrial Tax Abatement:	0.00		
			Disabled Veteran 50%:	10,000							
			Disabled Veteran 70%:	552,424							
			Leasehold Owner:	0							
			Natural Disaster:	0							
			Disabled Veteran 30%:	5,000							
			4,317,924								

Fund	Levy Request	Max Rate	Auto Set To Max	Calculated Rate	Calculated Taxes	PTELL Factor	PTELL Rate	(w/overrides) Final Rate	Final Taxes	% of Total
007 Road And Bridge	134,000	0.45000		0.28578	134,004.06			0.28578	134,004.06	77.54%
008 Jt. Bridge	22,750	0.05000		0.04852	22,751.34			0.04852	22,751.34	13.17%
010 Equipment & Building	10,200	0.03500		0.02176	10,203.40			0.02176	10,203.40	5.90%
035 Liability Insurance	5,850	0.00000		0.01248	5,851.95			0.01248	5,851.95	3.39%
	172,800			0.36854	172,810.75			0.36854	172,810.75	100.00%

Jennifer Ebner

Tax Year 2022											
Assessed (BoR Eq.)		State Equalized (1.00000)	Exemptions		Amount	State Category	Net Taxable Value	After EZ & TIF	Other Information	County	District
Land:	40,035,900	40,035,900	Home Improvement:	356,981	Farm:	6,406,491	6,406,491	PTELL:			
Farm Land:	4,098,729	4,098,729	Owner Occupied:	14,978,388	Residential:	143,183,965	143,183,965	New Property EAV:	615,568		615,568
Building:	152,373,617	152,373,617	Senior Citizen:	3,750,000	Commercial:	17,050,425	17,050,140	Annexations EAV:	0		0
Farm Building:	420,982	420,982	Veteran:	0	Industrial:	5,233,666	5,233,666	Disconnection EAV:	0		0
State Assessed:	445,501	445,501	Senior Assessment Freez	3,405,558	Mineral:	0	0	Recovered TIF EAV:	0		0
	197,374,729	197,374,729	Abatement:	0	Pollution Control:	0	0	Aggregate Extension:	0		
Less Assessments < 150	-1,393	-1,393	Development:	0	State Railroad:	445,188	445,188	Rate Increase:	0.00000		
	197,373,336	197,373,336	Solar:	0	Local Railroad:	0	0	TIF Loss EAV:	285		
Less Exemptions		-25,053,601	Owner Occupied 50%:	0		172,319,735	172,319,450	EZ EAV Reduction:	0		
Net Taxable Value		172,319,735	Returning Veteran:	0	Overlapping Counties			EZ Tax Reduction:	0.00		
			Disabled Person:	93,000				Industrial Tax Abatement:	0.00		
			Disabled Veteran 50%:	15,000							
			Disabled Veteran 70%:	2,397,338							
			Leasehold Owner:	0							
			Natural Disaster:	44,836							
			Disabled Veteran 30%:	12,500							
			25,053,601								

Fund	Levy Request	Max Rate	Auto Set To Max	Calculated Rate	Calculated Taxes	PTELL Factor	PTELL Rate	(w/overrides) Final Rate	Final Taxes	% of Total
007 Road And Bridge	280,735	0.16500		0.16292	280,742.78			0.16292	280,742.78	54.88%
008 Jt. Bridge	85,050	0.05000		0.04936	85,056.86			0.04936	85,056.86	16.63%
009 Permanent Road	0	0.05000	✓	0.05000	86,159.70			0.05000	86,159.70	16.84%
010 Equipment & Building	59,550	0.03500		0.03456	59,553.59			0.03456	59,553.59	11.64%
	425,335			0.29684	511,512.93			0.29684	511,512.93	100.00%

Jennifer Ebner

Tax Year 2022											
Assessed (BoR Eq.)		State Equalized (1.00000)	Exemptions		Amount	State Category	Net Taxable Value	After EZ & TIF	Other Information	County	District
Land:	6,373,270	6,373,270	Home Improvement:	148,553	Farm:	21,345,509	21,345,509	PTELL:			
Farm Land:	13,828,155	13,828,155	Owner Occupied:	1,860,000	Residential:	12,403,620	12,403,620	New Property EAV:	454,211		454,211
Building:	20,612,911	20,612,911	Senior Citizen:	609,340	Commercial:	3,841,289	3,841,289	Annexations EAV:	0		0
Farm Building:	2,901,324	2,901,324	Veteran:	0	Industrial:	2,829,969	2,829,969	Disconnection EAV:	0		0
State Assessed:	2,408,680	2,408,680	Senior Assessment Freez	251,246	Mineral:	0	0	Recovered TIF EAV:	690,433		690,433
	46,124,340	46,124,340	Abatement:	0	Pollution Control:	0	0	Aggregate Extension:	0		
Less Assessments < 150	-1,064	-1,064	Development:	0	State Railroad:	2,408,616	2,408,616	Rate Increase:	0.00000		
	46,123,276	46,123,276	Solar:	0	Local Railroad:	0	0	TIF Loss EAV:	0		
			Owner Occupied 50%:	0		42,829,003	42,829,003	EZ EAV Reduction:	0		
Less Exemptions		-3,294,273	Returning Veteran:	0	Overlapping Counties			EZ Tax Reduction:	0.00		
Net Taxable Value		42,829,003	Disabled Person:	6,000				Industrial Tax Abatement:	0.00		
			Disabled Veteran 50%:	5,000							
			Disabled Veteran 70%:	409,134							
			Leasehold Owner:	0							
			Natural Disaster:	0							
			Disabled Veteran 30%:	5,000							
			3,294,273								

Fund	Levy Request	Max Rate	Auto Set To Max	Calculated Rate	Calculated Taxes	PTELL Factor	PTELL Rate	(w/overrides) Final Rate	Final Taxes	% of Total
007 Road And Bridge	66,055	0.16500		0.15423	66,055.23			0.15423	66,055.23	65.99%
008 Jt. Bridge	20,020	0.05000		0.04675	20,022.58			0.04675	20,022.58	20.00%
010 Equipment & Building	14,015	0.03500		0.03273	14,017.95			0.03273	14,017.95	14.00%
	100,090			0.23371	100,095.76			0.23371	100,095.76	100.00%

Jennifer Ebner

Tax Year 2022											
Assessed (BoR Eq.)		State Equalized (1.00000)	Exemptions		Amount	State Category	Net Taxable Value	After EZ & TIF	Other Information	County	District
Land:	19,927,989	19,927,989	Home Improvement:	255,277	Farm:	4,739,633	4,338,409	PTELL:			
Farm Land:	2,703,694	2,703,694	Owner Occupied:	3,873,463	Residential:	42,986,374	14,859,955	New Property EAV:	62,390		62,390
Building:	67,956,240	67,956,240	Senior Citizen:	865,412	Commercial:	15,394,161	4,405,687	Annexations EAV:	0		0
Farm Building:	771,017	771,017	Veteran:	0	Industrial:	21,942,868	21,942,868	Disconnection EAV:	0		0
State Assessed:	926,147	926,147	Senior Assessment Freez	507,772	Mineral:	0	0	Recovered TIF EAV:	0		0
	92,285,087	92,285,087	Abatement:	0	Pollution Control:	496	496	Aggregate Extension:	0		
Less Assessments < 150	-425	-425	Development:	0	State Railroad:	925,651	925,651	Rate Increase:	0.00000		
	92,284,662	92,284,662	Solar:	0	Local Railroad:	0	0	TIF Loss EAV:	39,516,117		
			Owner Occupied 50%:	0		85,989,183	46,473,066	EZ EAV Reduction:	0		
Less Exemptions		-6,295,479	Returning Veteran:	0	Overlapping Counties			EZ Tax Reduction:	0.00		
Net Taxable Value		85,989,183	Disabled Person:	14,000				Industrial Tax Abatement:	0.00		
			Disabled Veteran 50%:	10,000							
			Disabled Veteran 70%:	759,555							
			Leasehold Owner:	0							
			Natural Disaster:	0							
			Disabled Veteran 30%:	10,000							
			6,295,479								

Fund	Levy Request	Max Rate	Auto Set To Max	Calculated Rate	Calculated Taxes	PTELL Factor	PTELL Rate	(w/overrides) Final Rate	Final Taxes	% of Total
007 Road And Bridge	52,792	0.16500		0.11360	52,793.24			0.11360	52,793.24	32.36%
008 Jt. Bridge	9,173	0.05000		0.01974	9,173.76			0.01974	9,173.76	5.62%
009 Permanent Road	0	0.16700	✓	0.16700	77,609.78			0.16700	77,609.78	47.57%
010 Equipment & Building	15,645	0.03500		0.03367	15,647.43			0.03367	15,647.43	9.59%
027 Audit	3,000	0.00500		0.00500	2,323.65			0.00500	2,323.65	1.42%
035 Liability Insurance	4,500	0.00000		0.00969	4,503.23			0.00969	4,503.23	2.76%
047 Social Security	1,109	0.00000		0.00239	1,110.70			0.00239	1,110.70	0.68%
	86,219			0.35109	163,161.79			0.35109	163,161.79	100.00%

Jennifer Ebner

Tax Year 2022											
	Assessed (BoR Eq.)	State Equalized (1.00000)	Exemptions	Amount	State Category	Net Taxable Value	After EZ & TIF		Other Information	County	District
Land:	3,008,058	3,008,058	Home Improvement:	65,066	Farm:	8,804,941	8,804,941	PTELL:			
Farm Land:	4,896,083	4,896,083	Owner Occupied:	780,000	Residential:	7,238,733	7,238,733	New Property EAV:		340,565	340,565
Building:	10,202,365	10,202,365	Senior Citizen:	173,006	Commercial:	905,896	905,896	Annexations EAV:		0	0
Farm Building:	433,297	433,297	Veteran:	0	Industrial:	0	0	Disconnection EAV:		0	0
State Assessed:	0	0	Senior Assessment Freez	467,732	Mineral:	0	0	Recovered TIF EAV:		0	0
	18,539,803	18,539,803	Abatement:	0	Pollution Control:	0	0	Aggregate Extension:		0	
Less Assessments < 150	-430	-430	Development:	0	State Railroad:	0	0	Rate Increase:		0.00000	
	18,539,373	18,539,373	Solar:	0	Local Railroad:	0	0	TIF Loss EAV:		0	
Less Exemptions		-1,589,803	Owner Occupied 50%:	0		16,949,570	16,949,570	EZ EAV Reduction:		0	
Net Taxable Value		16,949,570	Returning Veteran:	0	Overlapping Counties			EZ Tax Reduction:		0.00	
			Disabled Person:	10,000				Industrial Tax Abatement:		0.00	
			Disabled Veteran 50%:	0							
			Disabled Veteran 70%:	93,999							
			Leasehold Owner:	0							
			Natural Disaster:	0							
			Disabled Veteran 30%:	0							
				1,589,803							

Fund		Levy Request	Max Rate	Auto Set To Max	Calculated Rate	Calculated Taxes	PTELL Factor	PTELL Rate	(w/overrides) Final Rate	Final Taxes	% of Total
007	Road And Bridge	31,800	0.33000		0.18762	31,800.85			0.18762	31,800.85	48.77%
008	Jt. Bridge	1,500	0.05000		0.00885	1,500.04			0.00885	1,500.04	2.30%
009	Permanent Road	0	0.16700	✓	0.16700	28,305.85			0.16700	28,305.85	43.41%
010	Equipment & Building	3,600	0.03500		0.02124	3,600.10			0.02124	3,600.10	5.52%
		36,900			0.38471	65,206.84			0.38471	65,206.84	100.00%

Jennifer Ebner

Tax Year 2022											
Assessed (BoR Eq.)		State Equalized (1.00000)	Exemptions		Amount	State Category	Net Taxable Value	After EZ & TIF	Other Information	County	District
Land:	2,705,815	2,705,815	Home Improvement:	54,394	Farm:	14,669,327	14,609,006	PTELL:			
Farm Land:	11,885,854	11,885,854	Owner Occupied:	1,080,000	Residential:	12,621,907	12,621,907	New Property EAV:	273,856		273,856
Building:	13,921,142	13,921,142	Senior Citizen:	330,000	Commercial:	103,398	103,398	Annexations EAV:	0		0
Farm Building:	726,004	726,004	Veteran:	0	Industrial:	0	0	Disconnection EAV:	0		0
State Assessed:	0	0	Senior Assessment Freez	359,789	Mineral:	0	0	Recovered TIF EAV:	0		0
	29,238,815	29,238,815	Abatement:	0	Pollution Control:	0	0	Aggregate Extension:	0		
	0	0	Development:	0	State Railroad:	0	0	Rate Increase:	0.00000		
			Solar:	0	Local Railroad:	0	0	TIF Loss EAV:	60,321		
Less Exemptions		-1,844,183	Owner Occupied 50%:	0		27,394,632	27,334,311	EZ EAV Reduction:	0		
Net Taxable Value		27,394,632	Returning Veteran:	0	Overlapping Counties			EZ Tax Reduction:	0.00		
			Disabled Person:	10,000				Industrial Tax Abatement:	0.00		
			Disabled Veteran 50%:	10,000							
			Disabled Veteran 70%:	0							
			Leasehold Owner:	0							
			Natural Disaster:	0							
			Disabled Veteran 30%:	0							
			1,844,183								

Fund	Levy Request	Max Rate	Auto Set To Max	Calculated Rate	Calculated Taxes	PTELL Factor	PTELL Rate	(w/overrides) Final Rate	Final Taxes	% of Total
007 Road And Bridge	156,090	0.66000		0.57105	156,092.60			0.57105	156,092.60	71.38%
008 Jt. Bridge	1,370	0.05000		0.00502	1,372.18			0.00502	1,372.18	0.63%
009 Permanent Road	0	0.16700	✓	0.16700	45,648.30			0.16700	45,648.30	20.87%
010 Equipment & Building	9,595	0.03500		0.03500	9,567.01			0.03500	9,567.01	4.37%
027 Audit	1,000	0.00500		0.00366	1,000.44			0.00366	1,000.44	0.46%
035 Liability Insurance	5,000	0.00000		0.01830	5,002.18			0.01830	5,002.18	2.29%
	173,055			0.80003	218,682.71			0.80003	218,682.71	100.00%

Jennifer Ebner

Tax Year 2022											
Assessed (BoR Eq.)		State Equalized (1.00000)	Exemptions		Amount	State Category	Net Taxable Value	After EZ & TIF	Other Information	County	District
Land:	3,682,188	3,682,188	Home Improvement:	28,950	Farm:	20,208,805	20,059,384	PTELL:			
Farm Land:	14,276,803	14,276,803	Owner Occupied:	870,000	Residential:	5,865,596	5,865,596	New Property EAV:	161,169		161,169
Building:	13,818,043	13,818,043	Senior Citizen:	215,000	Commercial:	1,955,227	361,185	Annexations EAV:	0		0
Farm Building:	1,149,349	1,149,349	Veteran:	0	Industrial:	3,400,870	2,085,768	Disconnection EAV:	0		0
State Assessed:	1,534	1,534	Senior Assessment Freez	225,187	Mineral:	0	0	Recovered TIF EAV:	0		0
	32,927,917	32,927,917	Abatement:	0	Pollution Control:	1,534	1,534	Aggregate Extension:	0		
Less Assessments < 150	-145	-145	Development:	0	State Railroad:	0	0	Rate Increase:	0.00000		
	32,927,772	32,927,772	Solar:	0	Local Railroad:	0	0	TIF Loss EAV:	3,058,565		
Less Exemptions		-1,495,740	Owner Occupied 50%:	0		31,432,032	28,373,467	EZ EAV Reduction:	0		
Net Taxable Value		31,432,032	Returning Veteran:	0	Overlapping Counties			EZ Tax Reduction:	0.00		
			Disabled Person:	2,000				Industrial Tax Abatement:	0.00		
			Disabled Veteran 50%:	0							
			Disabled Veteran 70%:	154,603							
			Leasehold Owner:	0							
			Natural Disaster:	0							
			Disabled Veteran 30%:	0							
			1,495,740								

Fund	Levy Request	Max Rate	Auto Set To Max	Calculated Rate	Calculated Taxes	PTELL Factor	PTELL Rate	(w/overrides) Final Rate	Final Taxes	% of Total
007 Road And Bridge	55,000	0.33000		0.19385	55,002.01			0.19385	55,002.01	74.32%
008 Jt. Bridge	14,000	0.05000		0.04935	14,002.32			0.04935	14,002.32	18.92%
010 Equipment & Building	5,000	0.03500		0.01763	5,002.25			0.01763	5,002.25	6.76%
	74,000			0.26083	74,006.58			0.26083	74,006.58	100.00%

Jennifer Ebner

Tax Year 2022											
Assessed (BoR Eq.)		State Equalized (1.00000)	Exemptions		Amount	State Category	Net Taxable Value	After EZ & TIF	Other Information	County	District
Land:	8,185,962	8,185,962	Home Improvement:	17,147	Farm:	22,064,530	22,064,530	PTELL:			
Farm Land:	12,270,644	12,270,644	Owner Occupied:	2,827,840	Residential:	24,266,648	24,266,648	New Property EAV:	191,121		191,121
Building:	32,975,341	32,975,341	Senior Citizen:	615,000	Commercial:	2,625,581	2,625,581	Annexations EAV:	0		0
Farm Building:	1,214,355	1,214,355	Veteran:	0	Industrial:	886,599	886,599	Disconnection EAV:	0		0
State Assessed:	3,257,033	3,257,033	Senior Assessment Freez	977,552	Mineral:	0	0	Recovered TIF EAV:	0		0
	57,903,335	57,903,335	Abatement:	0	Pollution Control:	0	0	Aggregate Extension:	0		
Less Assessments < 150	-350	-350	Development:	0	State Railroad:	3,257,033	3,257,033	Rate Increase:	0.00000		
	57,902,985	57,902,985	Solar:	0	Local Railroad:	0	0	TIF Loss EAV:	0		
			Owner Occupied 50%:	0		53,100,391	53,100,391	EZ EAV Reduction:	0		
Less Exemptions		-4,802,594	Returning Veteran:	0	Overlapping Counties			EZ Tax Reduction:	0.00		
Net Taxable Value		53,100,391	Disabled Person:	18,000				Industrial Tax Abatement:	0.00		
			Disabled Veteran 50%:	0							
			Disabled Veteran 70%:	339,555							
			Leasehold Owner:	0							
			Natural Disaster:	0							
			Disabled Veteran 30%:	7,500							
				4,802,594							

Fund	Levy Request	Max Rate	Auto Set To Max	Calculated Rate	Calculated Taxes	PTELL Factor	PTELL Rate	(w/overrides) Final Rate	Final Taxes	% of Total
001 Corporate	98,965	0.45000		0.18638	98,968.48			0.18638	98,968.48	96.07%
011 Public Assistance	4,050	0.10000		0.00763	4,051.56			0.00763	4,051.56	3.93%
	103,015			0.19401	103,020.04			0.19401	103,020.04	100.00%

Jennifer Ebner

			Tax Year 2022							
		State Equalized			State	Net Taxable	After	Other		
		(1.00000)	Exemptions	Amount	Category	Value	EZ & TIF	Information	County	District
Land:	2,194,748	2,194,748	Home Improvement:	75,061	Farm:	13,263,998	13,263,998	PTELL:		
Farm Land:	9,493,981	9,493,981	Owner Occupied:	964,874	Residential:	5,459,137	5,459,137	New Property EAV:	121,895	121,895
Building:	36,057,960	36,057,960	Senior Citizen:	158,854	Commercial:	781,028	781,028	Annexations EAV:	0	0
Farm Building:	1,567,831	1,567,831	Veteran:	0	Industrial:	28,476,444	28,476,444	Disconnection EAV:	0	0
State Assessed:	3,574,399	3,574,399	Senior Assessment Freez	82,206	Mineral:	0	0	Recovered TIF EAV:	0	0
	52,888,919	52,888,919	Abatement:	0	Pollution Control:	0	0	Aggregate Extension:	0	
Less Assessments < 150	-305	-305	Development:	0	State Railroad:	3,574,399	3,574,399	Rate Increase:	0.00000	
	52,888,614	52,888,614	Solar:	0	Local Railroad:	0	0	TIF Loss EAV:	0	
Less Exemptions		-1,333,608	Owner Occupied 50%:	0		51,555,006	51,555,006	EZ EAV Reduction:	0	
Net Taxable Value		51,555,006	Returning Veteran:	0	Overlapping Counties			EZ Tax Reduction:	0.00	
			Disabled Person:	4,000				Industrial Tax Abatement:	0.00	
			Disabled Veteran 50%:	0						
			Disabled Veteran 70%:	48,613						
			Leasehold Owner:	0						
			Natural Disaster:	0						
			Disabled Veteran 30%:	0						
				1,333,608						

Fund		Levy Request	Max Rate	Auto Set To Max	Calculated Rate	Calculated Taxes	PTELL Factor	PTELL Rate	(w/overrides) Final Rate	Final Taxes	% of Total
001	Corporate	125,250	0.45000		0.24295	125,253.00			0.24295	125,253.00	100.00%
		125,250			0.24295	125,253.00			0.24295	125,253.00	100.00%

Jennifer Ebner

Tax Year 2022											
Assessed (BoR Eq.)		State Equalized (1.00000)	Exemptions		Amount	State Category	Net Taxable Value	After EZ & TIF	Other Information	County	District
Land:	22,322,297	22,322,297	Home Improvement:	57,926	Farm:	17,863,373	17,863,373	PTELL:			
Farm Land:	8,277,096	8,277,096	Owner Occupied:	1,536,000	Residential:	17,661,480	17,661,480	New Property EAV:	398,351		398,351
Building:	562,730,951	562,730,951	Senior Citizen:	340,000	Commercial:	17,042,996	17,042,996	Annexations EAV:	0		0
Farm Building:	1,401,329	1,401,329	Veteran:	0	Industrial:	539,829,405	539,829,405	Disconnection EAV:	0		0
State Assessed:	100,677	100,677	Senior Assessment Freez	276,615	Mineral:	0	0	Recovered TIF EAV:	0		0
	594,832,350	594,832,350	Abatement:	0	Pollution Control:	100,677	100,677	Aggregate Extension:	0		
Less Assessments < 150	-754	-754	Development:	0	State Railroad:	0	0	Rate Increase:	0.00000		
	594,831,596	594,831,596	Solar:	0	Local Railroad:	0	0	TIF Loss EAV:	0		
Less Exemptions		-2,333,665	Owner Occupied 50%:	0		592,497,931	592,497,931	EZ EAV Reduction:	0		
Net Taxable Value		592,497,931	Returning Veteran:	0	Overlapping Counties			EZ Tax Reduction:	0.00		
			Disabled Person:	8,000				Industrial Tax Abatement:	0.00		
			Disabled Veteran 50%:	0							
			Disabled Veteran 70%:	115,124							
			Leasehold Owner:	0							
			Natural Disaster:	0							
			Disabled Veteran 30%:	0							
			2,333,665								

Fund	Levy Request	Max Rate	Auto Set To Max	Calculated Rate	Calculated Taxes	PTELL Factor	PTELL Rate	(w/overrides) Final Rate	Final Taxes	% of Total
001 Corporate	75,000	0.25000		0.01266	75,010.10			0.01266	75,010.10	99.84%
011 Public Assistance	100	0.10000		0.00002	118.50			0.00002	118.50	0.16%
	75,100			0.01268	75,128.60			0.01268	75,128.60	100.00%

Jennifer Ebner

Tax Year 2022											
Assessed (BoR Eq.)		State Equalized (1.00000)	Exemptions		Amount	State Category	Net Taxable Value	After EZ & TIF	Other Information	County	District
Land:	22,775,483	22,775,483	Home Improvement:	282,856	Farm:	4,998,815	4,974,879	PTELL:			
Farm Land:	3,439,760	3,439,760	Owner Occupied:	20,227,039	Residential:	76,754,763	75,924,495	New Property EAV:	248,654		248,654
Building:	121,484,575	121,484,575	Senior Citizen:	5,717,742	Commercial:	30,287,930	26,007,562	Annexations EAV:	0		0
Farm Building:	255,675	255,675	Veteran:	0	Industrial:	5,272,301	4,456,129	Disconnection EAV:	0		0
State Assessed:	4,350,467	4,350,467	Senior Assessment Freez	3,117,150	Mineral:	250	250	Recovered TIF EAV:	0		0
	152,305,960	152,305,960	Abatement:	0	Pollution Control:	0	0	Aggregate Extension:	0		
Less Assessments < 150	-1,846	-1,846	Development:	0	State Railroad:	4,350,443	4,350,443	Rate Increase:	0.00000		
	152,304,114	152,304,114	Solar:	0	Local Railroad:	610	610	TIF Loss EAV:	5,950,744		
			Owner Occupied 50%:	0		121,665,112	115,714,368	EZ EAV Reduction:	0		
Less Exemptions		-30,639,002	Returning Veteran:	0	Overlapping Counties			EZ Tax Reduction:	0.00		
Net Taxable Value		121,665,112	Disabled Person:	340,928				Industrial Tax Abatement:	0.00		
			Disabled Veteran 50%:	27,376							
			Disabled Veteran 70%:	916,317							
			Leasehold Owner:	0							
			Natural Disaster:	0							
			Disabled Veteran 30%:	9,594							
			30,639,002								

Fund	Levy Request	Max Rate	Auto Set To Max	Calculated Rate	Calculated Taxes	PTELL Factor	PTELL Rate	(w/overrides) Final Rate	Final Taxes	% of Total
001 Corporate	270,750	0.25000		0.23399	270,760.59			0.23399	270,760.59	95.88%
005 I.M.R.F	500	0.00000		0.00044	509.14			0.00044	509.14	0.18%
011 Public Assistance	100	0.10000		0.00009	104.14			0.00009	104.14	0.04%
027 Audit	500	0.00500		0.00044	509.14			0.00044	509.14	0.18%
035 Liability Insurance	500	0.00000		0.00044	509.14			0.00044	509.14	0.18%
047 Social Security	10,000	0.00000		0.00865	10,009.31			0.00865	10,009.31	3.54%
	282,350			0.24405	282,401.46			0.24405	282,401.46	100.00%

Jennifer Ebner

	Assessed (BoR Eq.)	State Equalized (1.00000)	Exemptions	Amount	State Category	Net Taxable Value	After EZ & TIF	Other Information	County	District
Land:	30,766,183	30,766,183	Home Improvement:	64,739	Farm:	8,893,578	8,263,509	PTELL:		
Farm Land:	5,517,812	5,517,812	Owner Occupied:	3,688,750	Residential:	43,082,796	42,412,883	New Property EAV:	165,213	165,213
Building:	106,553,188	106,553,188	Senior Citizen:	910,000	Commercial:	57,997,473	20,016,378	Annexations EAV:	0	0
Farm Building:	795,768	795,768	Veteran:	0	Industrial:	27,457,454	25,209,546	Disconnection EAV:	0	0
State Assessed:	725,860	725,860	Senior Assessment Freez	790,021	Mineral:	3,000	0	Recovered TIF EAV:	0	0
	144,358,811	144,358,811	Abatement:	0	Pollution Control:	0	0	Aggregate Extension:	0	
Less Assessments < 150	-594	-594	Development:	0	State Railroad:	725,850	725,850	Rate Increase:	0.00000	
	144,358,217	144,358,217	Solar:	0	Local Railroad:	0	0	TIF Loss EAV:	41,531,985	
Less Exemptions		-6,198,066	Owner Occupied 50%:	0		138,160,151	96,628,166	EZ EAV Reduction:	0	
Net Taxable Value		138,160,151	Returning Veteran:	0	Overlapping Counties			EZ Tax Reduction:	0.00	
			Disabled Person:	20,000				Industrial Tax Abatement:	0.00	
			Disabled Veteran 50%:	5,000						
			Disabled Veteran 70%:	712,056						
			Leasehold Owner:	0						
			Natural Disaster:	0						
			Disabled Veteran 30%:	7,500						
				6,198,066						

Fund		Levy Request	Max Rate	Auto Set To Max	Calculated Rate	Calculated Taxes	PTELL Factor	PTELL Rate	(w/overrides) Final Rate	Final Taxes	% of Total
001	Corporate	185,650	0.25000		0.19213	185,651.58			0.19213	185,651.58	98.52%
011	Public Assistance	2,775	0.10000		0.00288	2,782.89			0.00288	2,782.89	1.48%
		188,425			0.19501	188,434.47			0.19501	188,434.47	100.00%

Jennifer Ebner

Tax Year 2022											
Assessed (BoR Eq.)		State Equalized (1.00000)	Exemptions		Amount	State Category	Net Taxable Value	After EZ & TIF	Other Information	County	District
Land:	4,505,621	4,505,621	Home Improvement:	92,432	Farm:	11,037,800	11,037,800	PTELL:			
Farm Land:	5,949,492	5,949,492	Owner Occupied:	1,104,000	Residential:	7,158,977	7,158,977	New Property EAV:	94,398		94,398
Building:	18,231,138	18,231,138	Senior Citizen:	290,000	Commercial:	7,752,614	7,752,614	Annexations EAV:	0		0
Farm Building:	891,695	891,695	Veteran:	0	Industrial:	1,413,474	1,413,474	Disconnection EAV:	0		0
State Assessed:	0	0	Senior Assessment Freez	268,288	Mineral:	4,511	4,511	Recovered TIF EAV:	0		0
	29,577,946	29,577,946	Abatement:	0	Pollution Control:	0	0	Aggregate Extension:	0		
Less Assessments < 150	-337	-337	Development:	0	State Railroad:	0	0	Rate Increase:	0.00000		
	29,577,609	29,577,609	Solar:	0	Local Railroad:	0	0	TIF Loss EAV:	0		
Less Exemptions		-2,210,233	Owner Occupied 50%:	0		27,367,376	27,367,376	EZ EAV Reduction:	0		
Net Taxable Value		27,367,376	Returning Veteran:	0	Overlapping Counties			EZ Tax Reduction:	0.00		
			Disabled Person:	14,000				Industrial Tax Abatement:	0.00		
			Disabled Veteran 50%:	0							
			Disabled Veteran 70%:	439,013							
			Leasehold Owner:	0							
			Natural Disaster:	0							
			Disabled Veteran 30%:	2,500							
				2,210,233							

Fund	Levy Request	Max Rate	Auto Set To Max	Calculated Rate	Calculated Taxes	PTELL Factor	PTELL Rate	(w/overrides) Final Rate	Final Taxes	% of Total
001 Corporate	55,740	0.45000		0.20368	55,741.50			0.20368	55,741.50	90.13%
011 Public Assistance	100	0.10000		0.00037	101.26			0.00037	101.26	0.16%
035 Liability Insurance	6,000	0.00000		0.02193	6,001.63			0.02193	6,001.63	9.70%
	61,840			0.22598	61,844.39			0.22598	61,844.39	100.00%

Jennifer Ebner

Tax Year 2022											
Assessed (BoR Eq.)		State Equalized (1.00000)	Exemptions		Amount	State Category	Net Taxable Value	After EZ & TIF	Other Information	County	District
Land:	15,005,539	15,005,539	Home Improvement:	74,720	Farm:	17,738,755	17,224,764	PTELL:			
Farm Land:	11,447,500	11,447,500	Owner Occupied:	1,444,380	Residential:	17,819,105	17,807,661	New Property EAV:	92,236		92,236
Building:	62,597,797	62,597,797	Senior Citizen:	325,000	Commercial:	24,200,393	19,370,587	Annexations EAV:	0		0
Farm Building:	1,220,766	1,220,766	Veteran:	0	Industrial:	27,974,426	26,901,029	Disconnection EAV:	0		0
State Assessed:	238,792	238,792	Senior Assessment Freez	462,895	Mineral:	10,131	10,131	Recovered TIF EAV:	0		0
	90,510,394	90,510,394	Abatement:	0	Pollution Control:	606	606	Aggregate Extension:	0		
Less Assessments < 150	-1,032	-1,032	Development:	0	State Railroad:	238,186	238,186	Rate Increase:	0.00000		
	90,509,362	90,509,362	Solar:	0	Local Railroad:	0	0	TIF Loss EAV:	6,428,638		
Less Exemptions		-2,527,760	Owner Occupied 50%:	0		87,981,602	81,552,964	EZ EAV Reduction:	0		
Net Taxable Value		87,981,602	Returning Veteran:	0	Overlapping Counties			EZ Tax Reduction:	0.00		
			Disabled Person:	4,000				Industrial Tax Abatement:	0.00		
			Disabled Veteran 50%:	0							
			Disabled Veteran 70%:	216,765							
			Leasehold Owner:	0							
			Natural Disaster:	0							
			Disabled Veteran 30%:	0							
			2,527,760								

Fund	Levy Request	Max Rate	Auto Set To Max	Calculated Rate	Calculated Taxes	PTELL Factor	PTELL Rate	(w/overrides) Final Rate	Final Taxes	% of Total
001 Corporate	62,000	0.45000		0.07603	62,004.68			0.07603	62,004.68	91.16%
005 I.M.R.F	2,000	0.00000		0.00246	2,006.20			0.00246	2,006.20	2.95%
011 Public Assistance	1,000	0.10000		0.00123	1,003.10			0.00123	1,003.10	1.47%
035 Liability Insurance	3,000	0.00000		0.00368	3,001.15			0.00368	3,001.15	4.41%
	68,000			0.08340	68,015.13			0.08340	68,015.13	100.00%

Jennifer Ebner

District Extension Summary

TTEA - EAGLE TWP

Tax Year 2022

	Assessed (BoR Eq.)	State Equalized (1.00000)	Exemptions	Amount	State Category	Net Taxable Value	After EZ & TIF	Other Information	County	District
Land:	4,145,990	4,145,990	Home Improvement:	108,050	Farm:	14,055,548	14,055,548	PTELL:		
Farm Land:	11,771,409	11,771,409	Owner Occupied:	3,272,574	Residential:	16,947,145	16,942,853	New Property EAV:	226,498	226,498
Building:	23,275,131	23,275,131	Senior Citizen:	949,300	Commercial:	3,207,023	3,192,045	Annexations EAV:	0	0
Farm Building:	443,031	443,031	Veteran:	0	Industrial:	0	0	Disconnection EAV:	0	0
State Assessed:	618,080	618,080	Senior Assessment Freez	526,606	Mineral:	21,040	21,040	Recovered TIF EAV:	0	0
	40,253,641	40,253,641	Abatement:	0	Pollution Control:	0	0	Aggregate Extension:	0	
Less Assessments < 150	-264	-264	Development:	0	State Railroad:	618,080	618,080	Rate Increase:	0.00000	
	40,253,377	40,253,377	Solar:	0	Local Railroad:	0	0	TIF Loss EAV:	19,270	
Less Exemptions		-5,404,541	Owner Occupied 50%:	0		34,848,836	34,829,566	EZ EAV Reduction:	0	
Net Taxable Value		34,848,836	Returning Veteran:	0	Overlapping Counties			EZ Tax Reduction:	0.00	
			Disabled Person:	34,000				Industrial Tax Abatement:	0.00	
			Disabled Veteran 50%:	12,038						
			Disabled Veteran 70%:	499,473						
			Leasehold Owner:	0						
			Natural Disaster:	0						
			Disabled Veteran 30%:	2,500						
				5,404,541						

Fund		Levy Request	Max Rate	Auto Set To Max	Calculated Rate	Calculated Taxes	PTELL Factor	PTELL Rate	(w/overrides) Final Rate	Final Taxes	% of Total
001	Corporate	148,840	0.45000		0.42734	148,840.80			0.42734	148,840.80	99.96%
011	Public Assistance	50	0.10000		0.00015	52.24			0.00015	52.24	0.04%
		148,890			0.42749	148,893.04			0.42749	148,893.04	100.00%

Jennifer Ebner

I, JENNIFER EBNER, County Clerk for LASALLE County Illinois, do hereby certify this report to be a true and complete copy of the 2022 extension information.

Tax Year 2022												
Assessed (BoR Eq.)		State Equalized (1.00000)	Exemptions		Amount	State Category	Net Taxable Value	After EZ & TIF	Other Information	County	District	
Land:	9,029,912	9,029,912	Home Improvement:	122,531	Farm:	21,170,869	21,170,869	PTELL:				
Farm Land:	13,893,965	13,893,965	Owner Occupied:	3,997,483	Residential:	30,789,993	30,789,993	New Property EAV:	289,519		289,519	
Building:	40,076,526	40,076,526	Senior Citizen:	1,000,000	Commercial:	4,116,985	4,116,985	Annexations EAV:	0		0	
Farm Building:	1,026,087	1,026,087	Veteran:	0	Industrial:	939,322	939,322	Disconnection EAV:	0		0	
State Assessed:	4,493,511	4,493,511	Senior Assessment Freez	1,441,611	Mineral:	4,297	4,297	Recovered TIF EAV:	726,600		726,600	
	68,520,001	68,520,001	Abatement:	0	Pollution Control:	0	0	Aggregate Extension:	0			
Less Assessments < 150	-452	-452	Development:	0	State Railroad:	4,493,495	4,493,495	Rate Increase:	0.00000			
	68,519,549	68,519,549	Solar:	0	Local Railroad:	0	0	TIF Loss EAV:	0			
			Owner Occupied 50%:	0		61,514,961	61,514,961	EZ EAV Reduction:	0			
Less Exemptions		-7,004,588	Returning Veteran:	5,000	Overlapping Counties			EZ Tax Reduction:	0.00			
Net Taxable Value		61,514,961	Disabled Person:	20,000				Industrial Tax Abatement:	0.00			
			Disabled Veteran 50%:	20,000								
			Disabled Veteran 70%:	368,210								
			Leasehold Owner:	0								
			Natural Disaster:	22,253								
			Disabled Veteran 30%:	7,500								
				7,004,588								
Fund			Levy Request	Max Rate	Auto Set To Max	Calculated Rate	Calculated Taxes	PTELL Factor	PTELL Rate	(w/overrides) Final Rate	Final Taxes	% of Total
001	Corporate		94,000	0.41000		0.15281	94,000.96			0.15281	94,000.96	87.60%
011	Public Assistance		300	0.10000		0.00049	301.42			0.00049	301.42	0.28%
047	Social Security		9,000	0.00000		0.01464	9,005.79			0.01464	9,005.79	8.39%
035	Liability Insurance		4,000	0.00000		0.00651	4,004.62			0.00651	4,004.62	3.73%
			107,300			0.17445	107,312.79			0.17445	107,312.79	100.00%

Jennifer Ebner

5/22/2023 9:03 am

TTEN - EDEN TWP

Tax Year 2022											
Assessed (BoR Eq.)		State Equalized (1.00000)	Exemptions		Amount	State Category	Net Taxable Value	After EZ & TIF	Other Information	County	District
Land:	4,539,624	4,539,624	Home Improvement:	118,710	Farm:	20,479,827	20,371,931	PTELL:			
Farm Land:	14,095,313	14,095,313	Owner Occupied:	2,670,000	Residential:	16,522,030	16,408,171	New Property EAV:	110,023		110,023
Building:	24,227,310	24,227,310	Senior Citizen:	721,652	Commercial:	2,953,302	2,241,502	Annexations EAV:	0		0
Farm Building:	1,673,801	1,673,801	Veteran:	0	Industrial:	52,350	52,350	Disconnection EAV:	0		0
State Assessed:	0	0	Senior Assessment Freez	782,475	Mineral:	3,459	3,459	Recovered TIF EAV:	0		0
	44,536,048	44,536,048	Abatement:	0	Pollution Control:	0	0	Aggregate Extension:	0		
Less Assessments < 150	-471	-471	Development:	0	State Railroad:	0	0	Rate Increase:	0.00000		
	44,535,577	44,535,577	Solar:	0	Local Railroad:	0	0	TIF Loss EAV:	933,555		
			Owner Occupied 50%:	0		40,010,968	39,077,413	EZ EAV Reduction:	0		
Less Exemptions		-4,524,609	Returning Veteran:	0	Overlapping Counties			EZ Tax Reduction:	0.00		
Net Taxable Value		40,010,968	Disabled Person:	10,000				Industrial Tax Abatement:	0.00		
			Disabled Veteran 50%:	5,000							
			Disabled Veteran 70%:	204,272							
			Leasehold Owner:	0							
			Natural Disaster:	0							
			Disabled Veteran 30%:	12,500							
				4,524,609							

Fund	Levy Request	Max Rate	Auto Set To Max	Calculated Rate	Calculated Taxes	PTELL Factor	PTELL Rate	(w/overrides) Final Rate	Final Taxes	% of Total
001 Corporate	72,332	0.45000		0.18510	72,332.48			0.18510	72,332.48	100.00%
	72,332			0.18510	72,332.48			0.18510	72,332.48	100.00%

Jennifer Ebner

I, JENNIFER EBNER, County Clerk for LASALLE County Illinois, do hereby certify this report to be a true and complete copy of the 2022 extension information.

			Tax Year 2022							
		State Equalized			State	Net	After			
		(1.00000)	Exemptions	Amount	Category	Taxable Value	EZ & TIF	Other Information	County	District
Land:	5,380,494	5,380,494	Home Improvement:	60,164	Farm:	7,170,432	7,170,432	PTELL:		
Farm Land:	3,888,668	3,888,668	Owner Occupied:	1,602,000	Residential:	16,468,989	16,468,989	New Property EAV:	336,361	336,361
Building:	18,067,832	18,067,832	Senior Citizen:	455,000	Commercial:	1,416,460	1,416,460	Annexations EAV:	0	0
Farm Building:	494,254	494,254	Veteran:	0	Industrial:	0	0	Disconnection EAV:	0	0
State Assessed:	0	0	Senior Assessment Freez	564,022	Mineral:	0	0	Recovered TIF EAV:	0	0
	27,831,248	27,831,248	Abatement:	0	Pollution Control:	0	0	Aggregate Extension:	0	
Less Assessments < 150	-1,007	-1,007	Development:	0	State Railroad:	0	0	Rate Increase:	0.00000	
	27,830,241	27,830,241	Solar:	0	Local Railroad:	0	0	TIF Loss EAV:	0	
Less Exemptions		-2,774,360	Owner Occupied 50%:	0		25,055,881	25,055,881	EZ EAV Reduction:	0	
Net Taxable Value		25,055,881	Returning Veteran:	0	Overlapping Counties			EZ Tax Reduction:	0.00	
			Disabled Person:	8,000				Industrial Tax Abatement:	0.00	
			Disabled Veteran 50%:	0						
			Disabled Veteran 70%:	82,674						
			Leasehold Owner:	0						
			Natural Disaster:	0						
			Disabled Veteran 30%:	2,500						
				2,774,360						

Fund	Levy Request	Max Rate	Auto Set To Max	Calculated Rate	Calculated Taxes	PTELL Factor	PTELL Rate	(w/overrides) Final Rate	Final Taxes	% of Total
001 Corporate	56,137	0.45000		0.22405	56,137.74			0.22405	56,137.74	93.04%
011 Public Assistance	4,198	0.10000		0.01676	4,199.37			0.01676	4,199.37	6.96%
	60,335			0.24081	60,337.11			0.24081	60,337.11	100.00%

Jennifer Ebner

Tax Year 2022											
Assessed (BoR Eq.)		State Equalized (1.00000)	Exemptions		Amount	State Category	Net Taxable Value	After EZ & TIF	Other Information	County	District
Land:	2,299,712	2,299,712	Home Improvement:	39,771	Farm:	18,496,326	18,496,326	PTELL:			
Farm Land:	13,831,193	13,831,193	Owner Occupied:	1,650,000	Residential:	9,712,446	9,712,446	New Property EAV:	74,769		74,769
Building:	16,333,783	16,333,783	Senior Citizen:	410,000	Commercial:	888,256	888,256	Annexations EAV:	0		0
Farm Building:	1,005,331	1,005,331	Veteran:	0	Industrial:	1,893,473	1,893,473	Disconnection EAV:	0		0
State Assessed:	496,994	496,994	Senior Assessment Freez	251,489	Mineral:	0	0	Recovered TIF EAV:	0		0
	33,967,013	33,967,013	Abatement:	0	Pollution Control:	190	190	Aggregate Extension:	0		
Less Assessments < 150	-479	-479	Development:	0	State Railroad:	496,804	496,804	Rate Increase:	0.00000		
	33,966,534	33,966,534	Solar:	0	Local Railroad:	0	0	TIF Loss EAV:	0		
Less Exemptions		-2,479,039	Owner Occupied 50%:	0		31,487,495	31,487,495	EZ EAV Reduction:	0		
Net Taxable Value		31,487,495	Returning Veteran:	0	Overlapping Counties			EZ Tax Reduction:	0.00		
			Disabled Person:	2,000				Industrial Tax Abatement:	0.00		
			Disabled Veteran 50%:	5,000							
			Disabled Veteran 70%:	120,779							
			Leasehold Owner:	0							
			Natural Disaster:	0							
			Disabled Veteran 30%:	0							
			2,479,039								

Fund	Levy Request	Max Rate	Auto Set To Max	Calculated Rate	Calculated Taxes	PTELL Factor	PTELL Rate	(w/overrides) Final Rate	Final Taxes	% of Total
001 Corporate	84,262	0.45000		0.26761	84,263.66			0.26761	84,263.66	97.37%
011 Public Assistance	2,279	0.10000		0.00724	2,279.69			0.00724	2,279.69	2.63%
	86,541			0.27485	86,543.35			0.27485	86,543.35	100.00%

Jennifer Ebner

Tax Year 2022											
Assessed (BoR Eq.)		State Equalized (1.00000)	Exemptions		Amount	State Category	Net Taxable Value	After EZ & TIF	Other Information	County	District
Land:	2,733,118	2,733,118	Home Improvement:	67,789	Farm:	21,498,819	21,498,819	PTELL:			
Farm Land:	15,611,115	15,611,115	Owner Occupied:	1,254,000	Residential:	9,712,857	9,712,857	New Property EAV:	202,029		202,029
Building:	13,944,585	13,944,585	Senior Citizen:	390,000	Commercial:	8,563	8,563	Annexations EAV:	0		0
Farm Building:	1,395,151	1,395,151	Veteran:	0	Industrial:	186,266	186,266	Disconnection EAV:	0		0
State Assessed:	0	0	Senior Assessment Freez	415,474	Mineral:	0	0	Recovered TIF EAV:	0		0
	33,683,969	33,683,969	Abatement:	0	Pollution Control:	0	0	Aggregate Extension:	0		
Less Assessments < 150	-531	-531	Development:	0	State Railroad:	0	0	Rate Increase:	0.00000		
	33,683,438	33,683,438	Solar:	0	Local Railroad:	0	0	TIF Loss EAV:	0		
Less Exemptions		-2,276,933	Owner Occupied 50%:	0		31,406,505	31,406,505	EZ EAV Reduction:	0		
Net Taxable Value		31,406,505	Returning Veteran:	0	Overlapping Counties			EZ Tax Reduction:	0.00		
			Disabled Person:	8,000				Industrial Tax Abatement:	0.00		
			Disabled Veteran 50%:	0							
			Disabled Veteran 70%:	141,670							
			Leasehold Owner:	0							
			Natural Disaster:	0							
			Disabled Veteran 30%:	0							
			2,276,933								

Fund	Levy Request	Max Rate	Auto Set To Max	Calculated Rate	Calculated Taxes	PTELL Factor	PTELL Rate	(w/overrides) Final Rate	Final Taxes	% of Total
001 Corporate	118,800	0.45000		0.37827	118,801.33			0.37827	118,801.33	96.90%
011 Public Assistance	0	0.10000		0.00000	0.00			0.00000	0.00	0.00%
027 Audit	1,400	0.00500		0.00446	1,400.73			0.00446	1,400.73	1.14%
035 Liability Insurance	2,400	0.00000		0.00765	2,402.60			0.00765	2,402.60	1.96%
047 Social Security	0	0.00000		0.00000	0.00			0.00000	0.00	0.00%
	122,600			0.39038	122,604.66			0.39038	122,604.66	100.00%

Jennifer Ebner

Tax Year 2022												
<div>Assessed (BoR Eq.)</div> <div>State Equalized (1.00000)</div>			<div>Exemptions</div> <div>Amount</div>		<div>State Category</div> <div>Net Taxable Value</div> <div>After EZ & TIF</div>			<div>Other Information</div> <div>County</div> <div>District</div>				
Land:	1,544,017	1,544,017	Home Improvement:	16,995	Farm:	16,488,226	16,488,226	PTELL:				
Farm Land:	11,814,674	11,814,674	Owner Occupied:	564,000	Residential:	3,551,688	3,551,688	New Property EAV:	42,541		42,541	
Building:	10,151,782	10,151,782	Senior Citizen:	150,000	Commercial:	166	166	Annexations EAV:	0		0	
Farm Building:	1,060,002	1,060,002	Veteran:	0	Industrial:	3,588,928	3,588,928	Disconnection EAV:	0		0	
State Assessed:	0	0	Senior Assessment Freez	117,032	Mineral:	0	0	Recovered TIF EAV:	0		0	
	24,570,475	24,570,475	Abatement:	0	Pollution Control:	0	0	Aggregate Extension:	0			
Less Assessments < 150	-111	-111	Development:	0	State Railroad:	0	0	Rate Increase:	0.00000			
	24,570,364	24,570,364	Solar:	0	Local Railroad:	0	0	TIF Loss EAV:	0			
Less Exemptions		-941,356	Owner Occupied 50%:	0		23,629,008	23,629,008	EZ EAV Reduction:	0			
Net Taxable Value23,629,008			Returning Veteran:	0	Overlapping Counties			EZ Tax Reduction:	0.00			
			Disabled Person:	6,000				Industrial Tax Abatement:	0.00			
			Disabled Veteran 50%:	0								
			Disabled Veteran 70%:	87,329								
			Leasehold Owner:	0								
			Natural Disaster:	0								
			Disabled Veteran 30%:	0								
				941,356								
Fund		Levy Request	Max Rate	Auto Set To Max	Calculated Rate	Calculated Taxes	PTELL Factor	PTELL Rate	(w/overrides) Final Rate	Final Taxes	% of Total	
001	Corporate	42,242	0.45000		0.17878	42,244.03			0.17878	42,244.03	100.00%	
		42,242			0.17878	42,244.03			0.17878	42,244.03	100.00%	

Jennifer Ebner

Tax Year 2022											
Assessed (BoR Eq.)		State Equalized (1.00000)	Exemptions		Amount	State Category	Net Taxable Value	After EZ & TIF	Other Information	County	District
Land:	1,309,268	1,309,268	Home Improvement:	14,581	Farm:	12,371,824	12,371,824	PTELL:			
Farm Land:	11,153,241	11,153,241	Owner Occupied:	1,122,573	Residential:	4,803,607	4,803,607	New Property EAV:	0		0
Building:	6,730,368	6,730,368	Senior Citizen:	244,308	Commercial:	868,849	868,849	Annexations EAV:	0		0
Farm Building:	426,827	426,827	Veteran:	0	Industrial:	520	520	Disconnection EAV:	0		0
State Assessed:	190,983	190,983	Senior Assessment Freez	130,432	Mineral:	170	170	Recovered TIF EAV:	0		0
	19,810,687	19,810,687	Abatement:	0	Pollution Control:	0	0	Aggregate Extension:	0		
Less Assessments < 150	-84	-84	Development:	0	State Railroad:	190,983	190,983	Rate Increase:	0.00000		
	19,810,603	19,810,603	Solar:	0	Local Railroad:	0	0	TIF Loss EAV:	0		
			Owner Occupied 50%:	0		18,235,953	18,235,953	EZ EAV Reduction:	0		
Less Exemptions		-1,574,650	Returning Veteran:	0	Overlapping Counties			EZ Tax Reduction:	0.00		
Net Taxable Value		18,235,953	Disabled Person:	12,000				Industrial Tax Abatement:	0.00		
			Disabled Veteran 50%:	0							
			Disabled Veteran 70%:	11,691							
			Leasehold Owner:	0							
			Natural Disaster:	36,565							
			Disabled Veteran 30%:	2,500							
				1,574,650							

Fund	Levy Request	Max Rate	Auto Set To Max	Calculated Rate	Calculated Taxes	PTELL Factor	PTELL Rate	(w/overrides) Final Rate	Final Taxes	% of Total
001 Corporate	42,450	0.45000		0.23279	42,451.30			0.23279	42,451.30	75.42%
011 Public Assistance	3,020	0.10000		0.01657	3,021.68			0.01657	3,021.68	5.37%
027 Audit	1,000	0.00500		0.00500	911.79			0.00500	911.79	1.62%
035 Liability Insurance	6,300	0.00000		0.03455	6,300.50			0.03455	6,300.50	11.19%
047 Social Security	3,600	0.00000		0.01975	3,601.59			0.01975	3,601.59	6.40%
	56,370			0.30866	56,286.86			0.30866	56,286.86	100.00%

Jennifer Ebner

5/22/2023 9:03 am

TTHO - HOPE TWP

Tax Year 2022

					Net				
			Exemptions	Amount	State	Taxable	After	Other	
					Category	Value	EZ & TIF	Information	County
									District
Land:	1,649,590	1,649,590	Home Improvement:	14,539	Farm:	16,138,766	15,960,446	PTELL:	
Farm Land:	14,372,404	14,372,404	Owner Occupied:	1,214,240	Residential:	6,665,390	6,303,061	New Property EAV:	34,509
Building:	9,200,627	9,200,627	Senior Citizen:	243,100	Commercial:	1,197,355	995,951	Annexations EAV:	0
Farm Building:	486,815	486,815	Veteran:	0	Industrial:	0	0	Disconnection EAV:	0
State Assessed:	620,126	620,126	Senior Assessment Freez	114,792	Mineral:	0	0	Recovered TIF EAV:	0
	26,329,562	26,329,562	Abatement:	0	Pollution Control:	0	0	Aggregate Extension:	0
Less Assessments < 150	-395	-395	Development:	0	State Railroad:	620,110	620,110	Rate Increase:	0.00000
	26,329,167	26,329,167	Solar:	0	Local Railroad:	500	500	TIF Loss EAV:	742,053
Less Exemptions		-1,707,046	Owner Occupied 50%:	0		24,622,121	23,880,068	EZ EAV Reduction:	0
Net Taxable Value		24,622,121	Returning Veteran:	0	Overlapping Counties			EZ Tax Reduction:	0.00
			Disabled Person:	4,000				Industrial Tax Abatement:	0.00
			Disabled Veteran 50%:	0					
			Disabled Veteran 70%:	116,375					
			Leasehold Owner:	0					
			Natural Disaster:	0					
			Disabled Veteran 30%:	0					
				1,707,046					

Fund		Levy Request	Max Rate	Auto Set To Max	Calculated Rate	Calculated Taxes	PTELL Factor	PTELL Rate	(w/overrides) Final Rate	Final Taxes	% of Total
001	Corporate	100,429	0.45000		0.42056	100,429.94			0.42056	100,429.94	100.00%
		100,429			0.42056	100,429.94			0.42056	100,429.94	100.00%

Jennifer Ebner

Tax Year 2022											
Assessed (BoR Eq.)		State Equalized (1.00000)	Exemptions		Amount	State Category	Net Taxable Value	After EZ & TIF	Other Information	County	District
Land:	35,912,919	35,912,919	Home Improvement:	1,206,915	Farm:	2,652,892	2,222,396	PTELL:			
Farm Land:	1,599,488	1,599,488	Owner Occupied:	22,451,536	Residential:	138,311,880	132,404,473	New Property EAV:	2,101,028		2,101,028
Building:	194,479,464	194,479,464	Senior Citizen:	6,004,212	Commercial:	41,028,228	35,110,347	Annexations EAV:	0		0
Farm Building:	143,312	143,312	Veteran:	9,700	Industrial:	14,432,620	10,247,132	Disconnection EAV:	0		0
State Assessed:	466,469	466,469	Senior Assessment Freez	4,404,286	Mineral:	5,433	5,433	Recovered TIF EAV:	19,790,018		19,790,018
	232,601,652	232,601,652	Abatement:	0	Pollution Control:	1,760	1,760	Aggregate Extension:	0		
Less Assessments < 150	-4,800	-4,800	Development:	0	State Railroad:	464,709	464,709	Rate Increase:	0.00000		
	232,596,852	232,596,852	Solar:	0	Local Railroad:	0	0	TIF Loss EAV:	16,441,272		
			Owner Occupied 50%:	0		196,897,522	180,456,250	EZ EAV Reduction:	0		
Less Exemptions		-35,699,330	Returning Veteran:	0	Overlapping Counties			EZ Tax Reduction:	0.00		
Net Taxable Value		196,897,522	Disabled Person:	145,019				Industrial Tax Abatement:	0.00		
			Disabled Veteran 50%:	46,271							
			Disabled Veteran 70%:	1,418,891							
			Leasehold Owner:	0							
			Natural Disaster:	0							
			Disabled Veteran 30%:	12,500							
			35,699,330								

Fund	Levy Request	Max Rate	Auto Set To Max	Calculated Rate	Calculated Taxes	PTELL Factor	PTELL Rate	(w/overrides) Final Rate	Final Taxes	% of Total
001 Corporate	389,900	0.25000		0.21607	389,911.80			0.21607	389,911.80	93.97%
011 Public Assistance	25,000	0.10000		0.01386	25,011.23			0.01386	25,011.23	6.03%
	414,900			0.22993	414,923.03			0.22993	414,923.03	100.00%

Jennifer Ebner

Tax Year 2022											
Assessed (BoR Eq.)		State Equalized (1.00000)	Exemptions		Amount	State Category	Net Taxable Value	After EZ & TIF	Other Information	County	District
Land:	30,672,854	30,672,854	Home Improvement:	324,728	Farm:	7,082,527	7,082,527	PTELL:			
Farm Land:	2,905,827	2,905,827	Owner Occupied:	10,207,891	Residential:	81,168,529	81,168,529	New Property EAV:	731,516		731,516
Building:	102,321,431	102,321,431	Senior Citizen:	2,318,838	Commercial:	11,258,908	11,221,065	Annexations EAV:	0		0
Farm Building:	842,744	842,744	Veteran:	0	Industrial:	22,215,335	15,934,583	Disconnection EAV:	0		0
State Assessed:	1,002,153	1,002,153	Senior Assessment Freez	904,355	Mineral:	0	0	Recovered TIF EAV:	0		0
	137,745,009	137,745,009	Abatement:	0	Pollution Control:	0	0	Aggregate Extension:	0		
Less Assessments < 150	-2,533	-2,533	Development:	0	State Railroad:	1,002,013	1,002,013	Rate Increase:	0.00000		
	137,742,476	137,742,476	Solar:	0	Local Railroad:	0	0	TIF Loss EAV:	6,318,595		
Less Exemptions		-15,015,164	Owner Occupied 50%:	0		122,727,312	116,408,717	EZ EAV Reduction:	0		
Net Taxable Value		122,727,312	Returning Veteran:	0	Overlapping Counties			EZ Tax Reduction:	0.00		
			Disabled Person:	40,000				Industrial Tax Abatement:	0.00		
			Disabled Veteran 50%:	25,000							
			Disabled Veteran 70%:	1,189,352							
			Leasehold Owner:	0							
			Natural Disaster:	0							
			Disabled Veteran 30%:	5,000							
			15,015,164								

Fund	Levy Request	Max Rate	Auto Set To Max	Calculated Rate	Calculated Taxes	PTELL Factor	PTELL Rate	(w/overrides) Final Rate	Final Taxes	% of Total
001 Corporate	193,780	0.25000		0.16647	193,778.51			0.16647	193,778.51	99.49%
011 Public Assistance	1,000	0.10000		0.00086	1,001.08			0.00086	1,001.08	0.51%
	194,780			0.16733	194,779.59			0.16733	194,779.59	100.00%

Jennifer Ebner

Tax Year 2022											
Assessed (BoR Eq.)		State Equalized (1.00000)	Exemptions		Amount	State Category	Net Taxable Value	After EZ & TIF	Other Information	County	District
Land:	20,827,502	20,827,502	Home Improvement:	336,617	Farm:	15,007,489	14,899,203	PTELL:			
Farm Land:	11,596,553	11,596,553	Owner Occupied:	11,620,673	Residential:	75,491,751	75,188,744	New Property EAV:	193,075		193,075
Building:	120,488,605	120,488,605	Senior Citizen:	3,390,000	Commercial:	20,580,525	19,797,913	Annexations EAV:	0		0
Farm Building:	949,017	949,017	Veteran:	0	Industrial:	24,351,267	16,233,914	Disconnection EAV:	0		0
State Assessed:	4,081,396	4,081,396	Senior Assessment Freez	2,328,166	Mineral:	300	300	Recovered TIF EAV:	13,002,912		13,002,912
	157,943,073	157,943,073	Abatement:	0	Pollution Control:	0	0	Aggregate Extension:	0		
Less Assessments < 150	-589	-589	Development:	0	State Railroad:	4,081,396	4,081,396	Rate Increase:	0.00000		
	157,942,484	157,942,484	Solar:	0	Local Railroad:	0	0	TIF Loss EAV:	9,311,258		
			Owner Occupied 50%:	0		139,512,728	130,201,470	EZ EAV Reduction:	0		
Less Exemptions		-18,429,756	Returning Veteran:	0	Overlapping Counties			EZ Tax Reduction:	0.00		
Net Taxable Value		139,512,728	Disabled Person:	48,000				Industrial Tax Abatement:	0.00		
			Disabled Veteran 50%:	40,000							
			Disabled Veteran 70%:	663,800							
			Leasehold Owner:	0							
			Natural Disaster:	0							
			Disabled Veteran 30%:	2,500							
			18,429,756								

Fund	Levy Request	Max Rate	Auto Set To Max	Calculated Rate	Calculated Taxes	PTELL Factor	PTELL Rate	(w/overrides) Final Rate	Final Taxes	% of Total
001 Corporate	170,000	0.25000		0.13057	170,003.91			0.13057	170,003.91	98.83%
011 Public Assistance	2,000	0.10000		0.00154	2,005.10			0.00154	2,005.10	1.17%
	172,000			0.13211	172,009.01			0.13211	172,009.01	100.00%

Jennifer Ebner

Tax Year 2022											
Assessed (BoR Eq.)		State Equalized (1.00000)	Exemptions		Amount	State Category	Net Taxable Value	After EZ & TIF	Other Information	County	District
Land:	1,802,118	1,802,118	Home Improvement:	0	Farm:	18,315,033	18,315,033	PTELL:			
Farm Land:	14,829,358	14,829,358	Owner Occupied:	516,000	Residential:	3,560,643	3,560,643	New Property EAV:	43,292		43,292
Building:	6,179,305	6,179,305	Senior Citizen:	200,000	Commercial:	644,055	644,055	Annexations EAV:	0		0
Farm Building:	726,219	726,219	Veteran:	0	Industrial:	0	0	Disconnection EAV:	0		0
State Assessed:	4,027,879	4,027,879	Senior Assessment Freez	146,745	Mineral:	0	0	Recovered TIF EAV:	0		0
	27,564,879	27,564,879	Abatement:	0	Pollution Control:	0	0	Aggregate Extension:	0		
Less Assessments < 150	-346	-346	Development:	0	State Railroad:	4,027,879	4,027,879	Rate Increase:	0.00000		
	27,564,533	27,564,533	Solar:	0	Local Railroad:	0	0	TIF Loss EAV:	0		
Less Exemptions		-1,016,923	Owner Occupied 50%:	0		26,547,610	26,547,610	EZ EAV Reduction:	0		
Net Taxable Value		26,547,610	Returning Veteran:	0	Overlapping Counties			EZ Tax Reduction:	0.00		
			Disabled Person:	4,000				Industrial Tax Abatement:	0.00		
			Disabled Veteran 50%:	0							
			Disabled Veteran 70%:	150,178							
			Leasehold Owner:	0							
			Natural Disaster:	0							
			Disabled Veteran 30%:	0							
			1,016,923								

Fund		Levy Request	Max Rate	Auto Set To Max	Calculated Rate	Calculated Taxes	PTELL Factor	PTELL Rate	(w/overrides) Final Rate	Final Taxes	% of Total
001	Corporate	117,000	0.45000		0.44072	117,000.62			0.44072	117,000.62	86.58%
011	Public Assistance	10,825	0.10000		0.04078	10,826.11			0.04078	10,826.11	8.01%
027	Audit	1,300	0.00500		0.00490	1,300.83			0.00490	1,300.83	0.96%
035	Liability Insurance	3,000	0.00000		0.01131	3,002.53			0.01131	3,002.53	2.22%
047	Social Security	3,000	0.00000		0.01131	3,002.53			0.01131	3,002.53	2.22%
		135,125			0.50902	135,132.62			0.50902	135,132.62	100.00%

Jennifer Ebner

	Assessed (BoR Eq.)	State Equalized (1.00000)	Exemptions	Amount	State Category	Net Taxable Value	After EZ & TIF	Other Information	County	District
Land:	3,101,658	3,101,658	Home Improvement:	43,762	Farm:	16,487,329	16,487,329	PTELL:		
Farm Land:	9,426,107	9,426,107	Owner Occupied:	978,000	Residential:	8,972,224	8,972,224	New Property EAV:	45,225	45,225
Building:	14,707,370	14,707,370	Senior Citizen:	250,000	Commercial:	819,022	819,022	Annexations EAV:	0	0
Farm Building:	1,354,874	1,354,874	Veteran:	0	Industrial:	480,230	480,230	Disconnection EAV:	0	0
State Assessed:	0	0	Senior Assessment Freez	95,949	Mineral:	0	0	Recovered TIF EAV:	0	0
	28,590,009	28,590,009	Abatement:	0	Pollution Control:	0	0	Aggregate Extension:	0	
Less Assessments < 150	-212	-212	Development:	0	State Railroad:	0	0	Rate Increase:	0.00000	
	28,589,797	28,589,797	Solar:	0	Local Railroad:	0	0	TIF Loss EAV:	0	
Less Exemptions		-1,830,992	Owner Occupied 50%:	0		26,758,805	26,758,805	EZ EAV Reduction:	0	
Net Taxable Value		26,758,805	Returning Veteran:	0	Overlapping Counties			EZ Tax Reduction:	0.00	
			Disabled Person:	6,000				Industrial Tax Abatement:	0.00	
			Disabled Veteran 50%:	0						
			Disabled Veteran 70%:	454,781						
			Leasehold Owner:	0						
			Natural Disaster:	0						
			Disabled Veteran 30%:	2,500						
			1,830,992							

Fund	Levy Request	Max Rate	Auto Set To Max	Calculated Rate	Calculated Taxes	PTELL Factor	PTELL Rate	(w/overrides) Final Rate	Final Taxes	% of Total
001 Corporate	46,750	0.45000		0.17471	46,750.30			0.17471	46,750.30	100.00%
011 Public Assistance	0	0.10000		0.00000	0.00			0.00000	0.00	0.00%
	46,750			0.17471	46,750.30			0.17471	46,750.30	100.00%

Jennifer Ebner

			Tax Year 2022							
	Assessed (BoR Eq.)	State Equalized (1.00000)	Exemptions	Amount	State Category	Net Taxable Value	After EZ & TIF	Other Information	County	District
Land:	12,137,894	12,137,894	Home Improvement:	83,355	Farm:	16,626,340	16,626,340	PTELL:		
Farm Land:	6,820,762	6,820,762	Owner Occupied:	4,250,252	Residential:	46,048,745	46,048,745	New Property EAV:	239,467	239,467
Building:	68,589,390	68,589,390	Senior Citizen:	910,000	Commercial:	19,927,170	19,927,170	Annexations EAV:	0	0
Farm Building:	1,805,849	1,805,849	Veteran:	0	Industrial:	0	0	Disconnection EAV:	0	0
State Assessed:	517,773	517,773	Senior Assessment Freez	906,960	Mineral:	21,590	21,590	Recovered TIF EAV:	0	0
	89,871,668	89,871,668	Abatement:	0	Pollution Control:	0	0	Aggregate Extension:	0	
Less Assessments < 150	-1,713	-1,713	Development:	0	State Railroad:	517,773	517,773	Rate Increase:	0.00000	
	89,869,955	89,869,955	Solar:	0	Local Railroad:	0	0	TIF Loss EAV:	0	
Less Exemptions		-6,728,337	Owner Occupied 50%:	0		83,141,618	83,141,618	EZ EAV Reduction:	0	
Net Taxable Value		83,141,618	Returning Veteran:	0	Overlapping Counties			EZ Tax Reduction:	0.00	
			Disabled Person:	14,000				Industrial Tax Abatement:	0.00	
			Disabled Veteran 50%:	10,000						
			Disabled Veteran 70%:	544,513						
			Leasehold Owner:	0						
			Natural Disaster:	0						
			Disabled Veteran 30%:	9,257						
				6,728,337						

Fund	Levy Request	Max Rate	Auto Set To Max	Calculated Rate	Calculated Taxes	PTELL Factor	PTELL Rate	(w/overrides) Final Rate	Final Taxes	% of Total
001 Corporate	133,385	0.45000		0.16044	133,392.28			0.16044	133,392.28	86.96%
011 Public Assistance	19,991	0.10000		0.02405	19,995.54			0.02405	19,995.54	13.04%
	153,376			0.18449	153,387.82			0.18449	153,387.82	100.00%

Jennifer Ebner

Tax Year 2022											
Assessed (BoR Eq.)		State Equalized (1.00000)	Exemptions		Amount	State Category	Net Taxable Value	After EZ & TIF	Other Information	County	District
Land:	69,169,237	69,169,237	Home Improvement:	255,586	Farm:	20,900,386	20,900,386	PTELL:			
Farm Land:	8,539,791	8,539,791	Owner Occupied:	12,264,000	Residential:	189,012,825	189,012,825	New Property EAV:	1,310,937		1,310,937
Building:	157,815,076	157,815,076	Senior Citizen:	2,290,000	Commercial:	6,260,184	6,260,184	Annexations EAV:	0		0
Farm Building:	2,091,038	2,091,038	Veteran:	66,828	Industrial:	945,945	945,945	Disconnection EAV:	0		0
State Assessed:	237,438	237,438	Senior Assessment Freez	2,553,587	Mineral:	0	0	Recovered TIF EAV:	0		0
	237,852,580	237,852,580	Abatement:	0	Pollution Control:	0	0	Aggregate Extension:	0		
Less Assessments < 150	-1,246	-1,246	Development:	0	State Railroad:	237,438	237,438	Rate Increase:	0.00000		
	237,851,334	237,851,334	Solar:	0	Local Railroad:	0	0	TIF Loss EAV:	0		
Less Exemptions		-20,494,556	Owner Occupied 50%:	0		217,356,778	217,356,778	EZ EAV Reduction:	0		
Net Taxable Value		217,356,778	Returning Veteran:	0	Overlapping Counties			EZ Tax Reduction:	0.00		
			Disabled Person:	48,000				Industrial Tax Abatement:	0.00		
			Disabled Veteran 50%:	30,000							
			Disabled Veteran 70%:	2,974,055							
			Leasehold Owner:	0							
			Natural Disaster:	0							
			Disabled Veteran 30%:	12,500							
			20,494,556								

Fund	Levy Request	Max Rate	Auto Set To Max	Calculated Rate	Calculated Taxes	PTELL Factor	PTELL Rate	(w/overrides) Final Rate	Final Taxes	% of Total
001 Corporate	215,043	0.45000		0.09894	215,052.22			0.09894	215,052.22	98.34%
011 Public Assistance	3,600	0.10000		0.00166	3,608.11			0.00166	3,608.11	1.65%
017 Cemetery	1	0.05000		0.00001	21.74			0.00001	21.74	0.01%
	218,644			0.10061	218,682.07			0.10061	218,682.07	100.00%

Jennifer Ebner

			Tax Year 2022							
	Assessed (BoR Eq.)	State Equalized (1.00000)	Exemptions	Amount	State Category	Net Taxable Value	After EZ & TIF	Other Information	County	District
Land:	2,984,272	2,984,272	Home Improvement:	17,092	Farm:	18,571,065	18,571,065	PTELL:		
Farm Land:	13,680,220	13,680,220	Owner Occupied:	939,515	Residential:	4,990,763	4,990,763	New Property EAV:	39,145	39,145
Building:	8,970,144	8,970,144	Senior Citizen:	302,496	Commercial:	1,324,909	1,324,909	Annexations EAV:	0	0
Farm Building:	1,463,715	1,463,715	Veteran:	0	Industrial:	603,817	603,817	Disconnection EAV:	0	0
State Assessed:	1,239,396	1,239,396	Senior Assessment Freez	305,648	Mineral:	0	0	Recovered TIF EAV:	0	0
	28,337,747	28,337,747	Abatement:	0	Pollution Control:	1,534	1,534	Aggregate Extension:	0	
	0	0	Development:	0	State Railroad:	1,237,862	1,237,862	Rate Increase:	0.00000	
			Solar:	0	Local Railroad:	0	0	TIF Loss EAV:	0	
			Owner Occupied 50%:	0		26,729,950	26,729,950	EZ EAV Reduction:	0	
Less Exemptions		-1,607,797	Returning Veteran:	0	Overlapping Counties			EZ Tax Reduction:	0.00	
Net Taxable Value		26,729,950	Disabled Person:	0				Industrial Tax Abatement:	0.00	
			Disabled Veteran 50%:	0						
			Disabled Veteran 70%:	43,046						
			Leasehold Owner:	0						
			Natural Disaster:	0						
			Disabled Veteran 30%:	0						
				1,607,797						

Fund	Levy Request	Max Rate	Auto Set To Max	Calculated Rate	Calculated Taxes	PTELL Factor	PTELL Rate	(w/overrides) Final Rate	Final Taxes	% of Total
001 Corporate	50,000	0.45000		0.18706	50,001.04			0.18706	50,001.04	84.46%
011 Public Assistance	1,800	0.10000		0.00674	1,801.60			0.00674	1,801.60	3.04%
019 Community Building	7,400	0.05000		0.02769	7,401.52			0.02769	7,401.52	12.50%
	59,200			0.22149	59,204.16			0.22149	59,204.16	100.00%

Jennifer Ebner

Tax Year 2022											
Assessed (BoR Eq.)		State Equalized (1.00000)	Exemptions		Amount	State Category	Net Taxable Value	After EZ & TIF	Other Information	County	District
Land:	894,319	894,319	Home Improvement:	7,422	Farm:	16,625,741	16,625,741	PTELL:			
Farm Land:	14,579,601	14,579,601	Owner Occupied:	430,135	Residential:	2,093,861	2,093,861	New Property EAV:	12,011		12,011
Building:	3,882,560	3,882,560	Senior Citizen:	95,000	Commercial:	726,797	726,797	Annexations EAV:	0		0
Farm Building:	713,632	713,632	Veteran:	0	Industrial:	0	0	Disconnection EAV:	0		0
State Assessed:	3,050,565	3,050,565	Senior Assessment Freez	57,827	Mineral:	340	340	Recovered TIF EAV:	0		0
	23,120,677	23,120,677	Abatement:	0	Pollution Control:	0	0	Aggregate Extension:	0		
Less Assessments < 150	-76	-76	Development:	0	State Railroad:	3,050,565	3,050,565	Rate Increase:	0.00000		
	23,120,601	23,120,601	Solar:	0	Local Railroad:	10,250	10,250	TIF Loss EAV:	0		
Less Exemptions		-613,047	Owner Occupied 50%:	0		22,507,554	22,507,554	EZ EAV Reduction:	0		
Net Taxable Value		22,507,554	Returning Veteran:	0	Overlapping Counties			EZ Tax Reduction:	0.00		
			Disabled Person:	0				Industrial Tax Abatement:	0.00		
			Disabled Veteran 50%:	0							
			Disabled Veteran 70%:	22,663							
			Leasehold Owner:	0							
			Natural Disaster:	0							
			Disabled Veteran 30%:	0							
			613,047								

Fund	Levy Request	Max Rate	Auto Set To Max	Calculated Rate	Calculated Taxes	PTELL Factor	PTELL Rate	(w/overrides) Final Rate	Final Taxes	% of Total
001 Corporate	55,000	0.45000		0.24437	55,001.63			0.24437	55,001.63	90.30%
011 Public Assistance	315	0.10000		0.00140	315.11			0.00140	315.11	0.52%
035 Liability Insurance	5,590	0.00000		0.02484	5,590.87			0.02484	5,590.87	9.18%
	60,905			0.27061	60,907.61			0.27061	60,907.61	100.00%

Jennifer Ebner

Tax Year 2022											
Assessed (BoR Eq.)		State Equalized (1.00000)	Exemptions		Amount	State Category	Net Taxable Value	After EZ & TIF	Other Information	County	District
Land:	48,804,013	48,804,013	Home Improvement:	452,445	Farm:	3,577,513	3,564,469	PTELL:			
Farm Land:	2,047,356	2,047,356	Owner Occupied:	18,328,401	Residential:	150,332,473	149,539,360	New Property EAV:	2,850,179		2,850,179
Building:	184,266,808	184,266,808	Senior Citizen:	4,993,194	Commercial:	41,837,375	33,481,535	Annexations EAV:	0		0
Farm Building:	165,493	165,493	Veteran:	90,835	Industrial:	8,948,278	8,740,614	Disconnection EAV:	0		0
State Assessed:	3,329,460	3,329,460	Senior Assessment Freez	4,176,299	Mineral:	923	923	Recovered TIF EAV:	0		0
	238,613,130	238,613,130	Abatement:	0	Pollution Control:	0	0	Aggregate Extension:	0		
Less Assessments < 150	-868	-868	Development:	0	State Railroad:	3,329,447	3,329,447	Rate Increase:	0.00000		
	238,612,262	238,612,262	Solar:	0	Local Railroad:	0	0	TIF Loss EAV:	9,369,661		
			Owner Occupied 50%:	0		208,026,009	198,656,348	EZ EAV Reduction:	0		
Less Exemptions		-30,586,253	Returning Veteran:	0	Overlapping Counties			EZ Tax Reduction:	0.00		
Net Taxable Value		208,026,009	Disabled Person:	158,000				Industrial Tax Abatement:	0.00		
			Disabled Veteran 50%:	45,000							
			Disabled Veteran 70%:	2,301,308							
			Leasehold Owner:	0							
			Natural Disaster:	33,271							
			Disabled Veteran 30%:	7,500							
			30,586,253								

Fund	Levy Request	Max Rate	Auto Set To Max	Calculated Rate	Calculated Taxes	PTELL Factor	PTELL Rate	(w/overrides) Final Rate	Final Taxes	% of Total
001 Corporate	230,000	0.25000		0.11578	230,004.44			0.11578	230,004.44	77.96%
011 Public Assistance	48,000	0.10000		0.02417	48,015.26			0.02417	48,015.26	16.28%
035 Liability Insurance	17,000	0.00000		0.00856	17,004.99			0.00856	17,004.99	5.76%
	295,000			0.14851	295,024.69			0.14851	295,024.69	100.00%

Jennifer Ebner

Tax Year 2022											
Assessed (BoR Eq.)		State Equalized (1.00000)	Exemptions		Amount	State Category	Net Taxable Value	After EZ & TIF	Other Information	County	District
Land:	6,351,146	6,351,146	Home Improvement:	141,254	Farm:	13,784,280	13,761,153	PTELL:			
Farm Land:	9,660,495	9,660,495	Owner Occupied:	5,018,466	Residential:	30,296,156	30,173,282	New Property EAV:	131,443		131,443
Building:	55,968,537	55,968,537	Senior Citizen:	1,415,610	Commercial:	4,341,438	2,306,034	Annexations EAV:	0		0
Farm Building:	1,056,644	1,056,644	Veteran:	0	Industrial:	16,628,832	16,628,832	Disconnection EAV:	0		0
State Assessed:	3,337,039	3,337,039	Senior Assessment Freez	884,410	Mineral:	0	0	Recovered TIF EAV:	0		0
	76,373,861	76,373,861	Abatement:	0	Pollution Control:	0	0	Aggregate Extension:	0		
Less Assessments < 150	-255	-255	Development:	0	State Railroad:	3,337,039	3,337,039	Rate Increase:	0.00000		
	76,373,606	76,373,606	Solar:	0	Local Railroad:	0	0	TIF Loss EAV:	2,181,405		
			Owner Occupied 50%:	0		68,387,745	66,206,340	EZ EAV Reduction:	0		
Less Exemptions		-7,985,861	Returning Veteran:	0	Overlapping Counties			EZ Tax Reduction:	0.00		
Net Taxable Value		68,387,745	Disabled Person:	22,000				Industrial Tax Abatement:	0.00		
			Disabled Veteran 50%:	40,000							
			Disabled Veteran 70%:	461,621							
			Leasehold Owner:	0							
			Natural Disaster:	0							
			Disabled Veteran 30%:	2,500							
				7,985,861							

Fund	Levy Request	Max Rate	Auto Set To Max	Calculated Rate	Calculated Taxes	PTELL Factor	PTELL Rate	(w/overrides) Final Rate	Final Taxes	% of Total
001 Corporate	109,830	0.25000		0.16590	109,836.25			0.16590	109,836.25	87.97%
011 Public Assistance	4,248	0.10000		0.00642	4,250.44			0.00642	4,250.44	3.40%
027 Audit	2,306	0.00500		0.00349	2,310.60			0.00349	2,310.60	1.85%
035 Liability Insurance	4,248	0.00000		0.00642	4,250.44			0.00642	4,250.44	3.40%
047 Social Security	4,206	0.00000		0.00636	4,210.72			0.00636	4,210.72	3.37%
	124,838			0.18859	124,858.45			0.18859	124,858.45	100.00%

Jennifer Ebner

Tax Year 2022											
Assessed (BoR Eq.)		State Equalized (1.00000)	Exemptions		Amount	State Category	Net Taxable Value	After EZ & TIF	Other Information	County	District
Land:	59,293,518	59,293,518	Home Improvement:	445,512	Farm:	4,398,420	3,773,771	PTELL:			
Farm Land:	2,820,238	2,820,238	Owner Occupied:	19,064,531	Residential:	157,352,388	154,722,626	New Property EAV:	1,269,814		1,269,814
Building:	223,251,379	223,251,379	Senior Citizen:	5,823,947	Commercial:	83,687,106	78,272,099	Annexations EAV:	0		0
Farm Building:	452,130	452,130	Veteran:	0	Industrial:	9,733,214	9,723,420	Disconnection EAV:	0		0
State Assessed:	752,734	752,734	Senior Assessment Freez	3,994,499	Mineral:	2,677	2,677	Recovered TIF EAV:	0		0
	286,569,999	286,569,999	Abatement:	0	Pollution Control:	10,790	10,790	Aggregate Extension:	0		
Less Assessments < 150	-4,028	-4,028	Development:	0	State Railroad:	741,821	741,821	Rate Increase:	0.00000		
	286,565,971	286,565,971	Solar:	0	Local Railroad:	0	0	TIF Loss EAV:	8,679,212		
Less Exemptions		-30,639,555	Owner Occupied 50%:	0		255,926,416	247,247,204	EZ EAV Reduction:	0		
Net Taxable Value		255,926,416	Returning Veteran:	0	Overlapping Counties			EZ Tax Reduction:	0.00		
			Disabled Person:	84,000				Industrial Tax Abatement:	0.00		
			Disabled Veteran 50%:	30,000							
			Disabled Veteran 70%:	1,188,931							
			Leasehold Owner:	0							
			Natural Disaster:	0							
			Disabled Veteran 30%:	8,135							
			30,639,555								

Fund	Levy Request	Max Rate	Auto Set To Max	Calculated Rate	Calculated Taxes	PTELL Factor	PTELL Rate	(w/overrides) Final Rate	Final Taxes	% of Total
001 Corporate	225,000	0.25000		0.09101	225,019.94			0.09101	225,019.94	95.74%
011 Public Assistance	10,000	0.10000		0.00405	10,013.52			0.00405	10,013.52	4.26%
	235,000			0.09506	235,033.46			0.09506	235,033.46	100.00%

Jennifer Ebner

Tax Year 2022											
Assessed (BoR Eq.)		State Equalized (1.00000)	Exemptions		Amount	State Category	Net Taxable Value	After EZ & TIF	Other Information	County	District
Land:	1,005,717	1,005,717	Home Improvement:	31,682	Farm:	10,755,084	10,755,084	PTELL:			
Farm Land:	8,573,133	8,573,133	Owner Occupied:	751,203	Residential:	3,851,493	3,851,493	New Property EAV:	24,580		24,580
Building:	6,609,805	6,609,805	Senior Citizen:	166,530	Commercial:	1,300,802	1,300,802	Annexations EAV:	0		0
Farm Building:	833,137	833,137	Veteran:	0	Industrial:	0	0	Disconnection EAV:	0		0
State Assessed:	431,127	431,127	Senior Assessment Freez	140,996	Mineral:	0	0	Recovered TIF EAV:	0		0
	17,452,919	17,452,919	Abatement:	0	Pollution Control:	805	805	Aggregate Extension:	0		
Less Assessments < 150	-110	-110	Development:	0	State Railroad:	430,322	430,322	Rate Increase:	0.00000		
	17,452,809	17,452,809	Solar:	0	Local Railroad:	0	0	TIF Loss EAV:	0		
Less Exemptions		-1,114,303	Owner Occupied 50%:	0		16,338,506	16,338,506	EZ EAV Reduction:	0		
Net Taxable Value		16,338,506	Returning Veteran:	0	Overlapping Counties			EZ Tax Reduction:	0.00		
			Disabled Person:	4,000				Industrial Tax Abatement:	0.00		
			Disabled Veteran 50%:	5,000							
			Disabled Veteran 70%:	14,892							
			Leasehold Owner:	0							
			Natural Disaster:	0							
			Disabled Veteran 30%:	0							
			1,114,303								

Fund	Levy Request	Max Rate	Auto Set To Max	Calculated Rate	Calculated Taxes	PTELL Factor	PTELL Rate	(w/overrides) Final Rate	Final Taxes	% of Total
001 Corporate	66,500	0.45000		0.40702	66,501.02			0.40702	66,501.02	91.97%
011 Public Assistance	100	0.10000		0.00062	101.30			0.00062	101.30	0.14%
035 Liability Insurance	100	0.00000		0.00062	101.30			0.00062	101.30	0.14%
047 Social Security	4,500	0.00000		0.02755	4,501.26			0.02755	4,501.26	6.23%
143 Medicare	1,100	0.00000		0.00674	1,101.22			0.00674	1,101.22	1.52%
	72,300			0.44255	72,306.10			0.44255	72,306.10	100.00%

Jennifer Ebner

			Tax Year 2022							
	Assessed (BoR Eq.)	State Equalized (1.00000)	Exemptions	Amount	State Category	Net Taxable Value	After EZ & TIF	Other Information	County	District
Land:	28,789,513	28,789,513	Home Improvement:	240,355	Farm:	12,718,010	12,515,581	PTELL:		
Farm Land:	5,431,254	5,431,254	Owner Occupied:	6,525,038	Residential:	80,707,996	61,923,552	New Property EAV:	167,804	167,804
Building:	95,577,259	95,577,259	Senior Citizen:	1,746,367	Commercial:	16,474,858	10,376,141	Annexations EAV:	0	0
Farm Building:	1,273,114	1,273,114	Veteran:	0	Industrial:	9,581,858	8,880,185	Disconnection EAV:	0	0
State Assessed:	968,613	968,613	Senior Assessment Freez	1,886,485	Mineral:	0	0	Recovered TIF EAV:	0	0
	132,039,753	132,039,753	Abatement:	0	Pollution Control:	0	0	Aggregate Extension:	0	
Less Assessments < 150	-2,540	-2,540	Development:	0	State Railroad:	968,613	968,613	Rate Increase:	0.00000	
	132,037,213	132,037,213	Solar:	0	Local Railroad:	0	0	TIF Loss EAV:	25,787,263	
Less Exemptions		-11,585,878	Owner Occupied 50%:	0		120,451,335	94,664,072	EZ EAV Reduction:	0	
Net Taxable Value		120,451,335	Returning Veteran:	0	Overlapping Counties			EZ Tax Reduction:	0.00	
			Disabled Person:	32,268				Industrial Tax Abatement:	0.00	
			Disabled Veteran 50%:	20,879						
			Disabled Veteran 70%:	1,124,486						
			Leasehold Owner:	0						
			Natural Disaster:	0						
			Disabled Veteran 30%:	10,000						
				11,585,878						

Fund	Levy Request	Max Rate	Auto Set To Max	Calculated Rate	Calculated Taxes	PTELL Factor	PTELL Rate	(w/overrides) Final Rate	Final Taxes	% of Total
001 Corporate	129,849	0.25000		0.13717	129,850.81			0.13717	129,850.81	98.70%
011 Public Assistance	1,700	0.10000		0.00180	1,703.95			0.00180	1,703.95	1.30%
	131,549			0.13897	131,554.76			0.13897	131,554.76	100.00%

Jennifer Ebner

Tax Year 2022											
Assessed (BoR Eq.)		State Equalized (1.00000)	Exemptions		Amount	State Category	Net Taxable Value	After EZ & TIF	Other Information	County	District
Land:	7,254,496	7,254,496	Home Improvement:	134,046	Farm:	20,649,044	20,649,044	PTELL:			
Farm Land:	12,031,872	12,031,872	Owner Occupied:	2,238,000	Residential:	23,661,234	23,661,234	New Property EAV:	314,621		314,621
Building:	30,079,176	30,079,176	Senior Citizen:	635,000	Commercial:	1,189,592	1,189,592	Annexations EAV:	0		0
Farm Building:	1,251,454	1,251,454	Veteran:	50,371	Industrial:	797,075	797,075	Disconnection EAV:	0		0
State Assessed:	592,638	592,638	Senior Assessment Freez	681,083	Mineral:	1,017	1,017	Recovered TIF EAV:	0		0
	51,209,636	51,209,636	Abatement:	0	Pollution Control:	667	667	Aggregate Extension:	0		
Less Assessments < 150	-1,112	-1,112	Development:	0	State Railroad:	591,971	591,971	Rate Increase:	0.00000		
	51,208,524	51,208,524	Solar:	0	Local Railroad:	0	0	TIF Loss EAV:	0		
			Owner Occupied 50%:	0		46,890,600	46,890,600	EZ EAV Reduction:	0		
Less Exemptions		-4,317,924	Returning Veteran:	0	Overlapping Counties			EZ Tax Reduction:	0.00		
Net Taxable Value		46,890,600	Disabled Person:	12,000				Industrial Tax Abatement:	0.00		
			Disabled Veteran 50%:	10,000							
			Disabled Veteran 70%:	552,424							
			Leasehold Owner:	0							
			Natural Disaster:	0							
			Disabled Veteran 30%:	5,000							
				4,317,924							

Fund	Levy Request	Max Rate	Auto Set To Max	Calculated Rate	Calculated Taxes	PTELL Factor	PTELL Rate	(w/overrides) Final Rate	Final Taxes	% of Total
001 Corporate	53,950	0.45000		0.11506	53,952.39			0.11506	53,952.39	74.19%
011 Public Assistance	2,000	0.10000		0.00427	2,002.23			0.00427	2,002.23	2.75%
005 I.M.R.F	2,050	0.00000		0.00438	2,053.81			0.00438	2,053.81	2.82%
047 Social Security	3,200	0.00000		0.00683	3,202.63			0.00683	3,202.63	4.40%
035 Liability Insurance	3,500	0.00000		0.00747	3,502.73			0.00747	3,502.73	4.82%
027 Audit	8,000	0.00000		0.01707	8,004.23			0.01707	8,004.23	11.01%
	72,700			0.15508	72,718.02			0.15508	72,718.02	100.00%

Jennifer Ebner

Tax Year 2022											
Assessed (BoR Eq.)		State Equalized (1.00000)	Exemptions		Amount	State Category	Net Taxable Value	After EZ & TIF	Other Information	County	District
Land:	40,035,900	40,035,900	Home Improvement:	356,981	Farm:	6,406,491	6,406,491	PTELL:			
Farm Land:	4,098,729	4,098,729	Owner Occupied:	14,978,388	Residential:	143,183,965	143,183,965	New Property EAV:	615,568		615,568
Building:	152,373,617	152,373,617	Senior Citizen:	3,750,000	Commercial:	17,050,425	17,050,140	Annexations EAV:	0		0
Farm Building:	420,982	420,982	Veteran:	0	Industrial:	5,233,666	5,233,666	Disconnection EAV:	0		0
State Assessed:	445,501	445,501	Senior Assessment Freez	3,405,558	Mineral:	0	0	Recovered TIF EAV:	0		0
	197,374,729	197,374,729	Abatement:	0	Pollution Control:	0	0	Aggregate Extension:	0		
Less Assessments < 150	-1,393	-1,393	Development:	0	State Railroad:	445,188	445,188	Rate Increase:	0.00000		
	197,373,336	197,373,336	Solar:	0	Local Railroad:	0	0	TIF Loss EAV:	285		
Less Exemptions		-25,053,601	Owner Occupied 50%:	0		172,319,735	172,319,450	EZ EAV Reduction:	0		
Net Taxable Value		172,319,735	Returning Veteran:	0	Overlapping Counties			EZ Tax Reduction:	0.00		
			Disabled Person:	93,000				Industrial Tax Abatement:	0.00		
			Disabled Veteran 50%:	15,000							
			Disabled Veteran 70%:	2,397,338							
			Leasehold Owner:	0							
			Natural Disaster:	44,836							
			Disabled Veteran 30%:	12,500							
			25,053,601								

Fund	Levy Request	Max Rate	Auto Set To Max	Calculated Rate	Calculated Taxes	PTELL Factor	PTELL Rate	(w/overrides) Final Rate	Final Taxes	% of Total
001 Corporate	180,485	0.25000		0.10474	180,487.28			0.10474	180,487.28	91.47%
011 Public Assistance	1,325	0.10000		0.00077	1,326.86			0.00077	1,326.86	0.67%
035 Liability Insurance	15,500	0.00000		0.00900	15,508.74			0.00900	15,508.74	7.86%
	197,310			0.11451	197,322.88			0.11451	197,322.88	100.00%

Jennifer Ebner

Tax Year 2022											
Assessed (BoR Eq.)		State Equalized (1.00000)	Exemptions		Amount	State Category	Net Taxable Value	After EZ & TIF	Other Information	County	District
Land:	6,373,270	6,373,270	Home Improvement:	148,553	Farm:	21,345,509	21,345,509	PTELL:			
Farm Land:	13,828,155	13,828,155	Owner Occupied:	1,860,000	Residential:	12,403,620	12,403,620	New Property EAV:	454,211		454,211
Building:	20,612,911	20,612,911	Senior Citizen:	609,340	Commercial:	3,841,289	3,841,289	Annexations EAV:	0		0
Farm Building:	2,901,324	2,901,324	Veteran:	0	Industrial:	2,829,969	2,829,969	Disconnection EAV:	0		0
State Assessed:	2,408,680	2,408,680	Senior Assessment Freez	251,246	Mineral:	0	0	Recovered TIF EAV:	690,433		690,433
	46,124,340	46,124,340	Abatement:	0	Pollution Control:	0	0	Aggregate Extension:	0		
Less Assessments < 150	-1,064	-1,064	Development:	0	State Railroad:	2,408,616	2,408,616	Rate Increase:	0.00000		
	46,123,276	46,123,276	Solar:	0	Local Railroad:	0	0	TIF Loss EAV:	0		
Less Exemptions		-3,294,273	Owner Occupied 50%:	0		42,829,003	42,829,003	EZ EAV Reduction:	0		
Net Taxable Value		42,829,003	Returning Veteran:	0	Overlapping Counties			EZ Tax Reduction:	0.00		
			Disabled Person:	6,000				Industrial Tax Abatement:	0.00		
			Disabled Veteran 50%:	5,000							
			Disabled Veteran 70%:	409,134							
			Leasehold Owner:	0							
			Natural Disaster:	0							
			Disabled Veteran 30%:	5,000							
			3,294,273								

Fund	Levy Request	Max Rate	Auto Set To Max	Calculated Rate	Calculated Taxes	PTELL Factor	PTELL Rate	(w/overrides) Final Rate	Final Taxes	% of Total
001 Corporate	64,725	0.45000		0.15113	64,727.37			0.15113	64,727.37	96.83%
011 Public Assistance	2,112	0.10000		0.00494	2,115.75			0.00494	2,115.75	3.17%
	66,837			0.15607	66,843.12			0.15607	66,843.12	100.00%

Jennifer Ebner

Tax Year 2022											
Assessed (BoR Eq.)		State Equalized (1.00000)	Exemptions		Amount	State Category	Net Taxable Value	After EZ & TIF	Other Information	County	District
Land:	19,927,989	19,927,989	Home Improvement:	255,277	Farm:	4,739,633	4,338,409	PTELL:			
Farm Land:	2,703,694	2,703,694	Owner Occupied:	3,873,463	Residential:	42,986,374	14,859,955	New Property EAV:	62,390		62,390
Building:	67,956,240	67,956,240	Senior Citizen:	865,412	Commercial:	15,394,161	4,405,687	Annexations EAV:	0		0
Farm Building:	771,017	771,017	Veteran:	0	Industrial:	21,942,868	21,942,868	Disconnection EAV:	0		0
State Assessed:	926,147	926,147	Senior Assessment Freez	507,772	Mineral:	0	0	Recovered TIF EAV:	0		0
	92,285,087	92,285,087	Abatement:	0	Pollution Control:	496	496	Aggregate Extension:	0		
Less Assessments < 150	-425	-425	Development:	0	State Railroad:	925,651	925,651	Rate Increase:	0.00000		
	92,284,662	92,284,662	Solar:	0	Local Railroad:	0	0	TIF Loss EAV:	39,516,117		
			Owner Occupied 50%:	0		85,989,183	46,473,066	EZ EAV Reduction:	0		
Less Exemptions		-6,295,479	Returning Veteran:	0	Overlapping Counties			EZ Tax Reduction:	0.00		
Net Taxable Value		85,989,183	Disabled Person:	14,000				Industrial Tax Abatement:	0.00		
			Disabled Veteran 50%:	10,000							
			Disabled Veteran 70%:	759,555							
			Leasehold Owner:	0							
			Natural Disaster:	0							
			Disabled Veteran 30%:	10,000							
			6,295,479								

Fund	Levy Request	Max Rate	Auto Set To Max	Calculated Rate	Calculated Taxes	PTELL Factor	PTELL Rate	(w/overrides) Final Rate	Final Taxes	% of Total
001 Corporate	82,016	0.45000		0.17649	82,020.37			0.17649	82,020.37	74.03%
005 I.M.R.F	10,000	0.00000		0.02152	10,001.01			0.02152	10,001.01	9.03%
011 Public Assistance	0	0.10000		0.00000	0.00			0.00000	0.00	0.00%
019 Community Building	10,057	0.05000		0.02165	10,061.42			0.02165	10,061.42	9.08%
047 Social Security	4,200	0.00000		0.00904	4,201.17			0.00904	4,201.17	3.79%
027 Audit	500	0.00500		0.00108	501.91			0.00108	501.91	0.45%
035 Liability Insurance	4,000	0.00000		0.00861	4,001.33			0.00861	4,001.33	3.61%
	110,773			0.23839	110,787.21			0.23839	110,787.21	100.00%

Jennifer Ebner

Tax Year 2022											
Assessed (BoR Eq.)		State Equalized (1.00000)	Exemptions		Amount	State Category	Net Taxable Value	After EZ & TIF	Other Information	County	District
Land:	3,008,058	3,008,058	Home Improvement:	65,066	Farm:	8,804,941	8,804,941	PTELL:			
Farm Land:	4,896,083	4,896,083	Owner Occupied:	780,000	Residential:	7,238,733	7,238,733	New Property EAV:	340,565		340,565
Building:	10,202,365	10,202,365	Senior Citizen:	173,006	Commercial:	905,896	905,896	Annexations EAV:	0		0
Farm Building:	433,297	433,297	Veteran:	0	Industrial:	0	0	Disconnection EAV:	0		0
State Assessed:	0	0	Senior Assessment Freez	467,732	Mineral:	0	0	Recovered TIF EAV:	0		0
	18,539,803	18,539,803	Abatement:	0	Pollution Control:	0	0	Aggregate Extension:	0		
Less Assessments < 150	-430	-430	Development:	0	State Railroad:	0	0	Rate Increase:	0.00000		
	18,539,373	18,539,373	Solar:	0	Local Railroad:	0	0	TIF Loss EAV:	0		
Less Exemptions		-1,589,803	Owner Occupied 50%:	0		16,949,570	16,949,570	EZ EAV Reduction:	0		
Net Taxable Value		16,949,570	Returning Veteran:	0	Overlapping Counties			EZ Tax Reduction:	0.00		
			Disabled Person:	10,000				Industrial Tax Abatement:	0.00		
			Disabled Veteran 50%:	0							
			Disabled Veteran 70%:	93,999							
			Leasehold Owner:	0							
			Natural Disaster:	0							
			Disabled Veteran 30%:	0							
			1,589,803								

Fund	Levy Request	Max Rate	Auto Set To Max	Calculated Rate	Calculated Taxes	PTELL Factor	PTELL Rate	(w/overrides) Final Rate	Final Taxes	% of Total
001 Corporate	37,575	0.45000		0.22169	37,575.51			0.22169	37,575.51	82.74%
011 Public Assistance	675	0.10000		0.00399	676.29			0.00399	676.29	1.49%
027 Audit	660	0.00500		0.00390	661.03			0.00390	661.03	1.46%
035 Liability Insurance	3,500	0.00000		0.02065	3,500.09			0.02065	3,500.09	7.71%
047 Social Security	3,000	0.00000		0.01770	3,000.08			0.01770	3,000.08	6.61%
	45,410			0.26793	45,413.00			0.26793	45,413.00	100.00%

Jennifer Ebner

Tax Year 2022											
Assessed (BoR Eq.)		State Equalized (1.00000)	Exemptions		Amount	State Category	Net Taxable Value	After EZ & TIF	Other Information	County	District
Land:	2,705,815	2,705,815	Home Improvement:	54,394	Farm:	14,669,327	14,609,006	PTELL:			
Farm Land:	11,885,854	11,885,854	Owner Occupied:	1,080,000	Residential:	12,621,907	12,621,907	New Property EAV:	273,856		273,856
Building:	13,921,142	13,921,142	Senior Citizen:	330,000	Commercial:	103,398	103,398	Annexations EAV:	0		0
Farm Building:	726,004	726,004	Veteran:	0	Industrial:	0	0	Disconnection EAV:	0		0
State Assessed:	0	0	Senior Assessment Freez	359,789	Mineral:	0	0	Recovered TIF EAV:	0		0
	29,238,815	29,238,815	Abatement:	0	Pollution Control:	0	0	Aggregate Extension:	0		
	0	0	Development:	0	State Railroad:	0	0	Rate Increase:	0.00000		
			Solar:	0	Local Railroad:	0	0	TIF Loss EAV:	60,321		
Less Exemptions		-1,844,183	Owner Occupied 50%:	0		27,394,632	27,334,311	EZ EAV Reduction:	0		
Net Taxable Value		27,394,632	Returning Veteran:	0	Overlapping Counties			EZ Tax Reduction:	0.00		
			Disabled Person:	10,000				Industrial Tax Abatement:	0.00		
			Disabled Veteran 50%:	10,000							
			Disabled Veteran 70%:	0							
			Leasehold Owner:	0							
			Natural Disaster:	0							
			Disabled Veteran 30%:	0							
				1,844,183							

Fund	Levy Request	Max Rate	Auto Set To Max	Calculated Rate	Calculated Taxes	PTELL Factor	PTELL Rate	(w/overrides) Final Rate	Final Taxes	% of Total
001 Corporate	111,000	0.45000		0.40609	111,002.04			0.40609	111,002.04	79.28%
005 I.M.R.F	20,500	0.00000		0.07500	20,500.76			0.07500	20,500.76	14.64%
011 Public Assistance	0	0.10000		0.00000	0.00			0.00000	0.00	0.00%
047 Social Security	3,500	0.00000		0.01281	3,501.53			0.01281	3,501.53	2.50%
027 Audit	1,000	0.00000		0.00366	1,000.44			0.00366	1,000.44	0.71%
035 Liability Insurance	4,000	0.00000		0.01464	4,001.75			0.01464	4,001.75	2.86%
	140,000			0.51220	140,006.52			0.51220	140,006.52	100.00%

Jennifer Ebner

Tax Year 2022											
Assessed (BoR Eq.)		State Equalized (1.00000)	Exemptions		Amount	State Category	Net Taxable Value	After EZ & TIF	Other Information	County	District
Land:	3,682,188	3,682,188	Home Improvement:	28,950	Farm:	20,208,805	20,059,384	PTELL:			
Farm Land:	14,276,803	14,276,803	Owner Occupied:	870,000	Residential:	5,865,596	5,865,596	New Property EAV:	161,169		161,169
Building:	13,818,043	13,818,043	Senior Citizen:	215,000	Commercial:	1,955,227	361,185	Annexations EAV:	0		0
Farm Building:	1,149,349	1,149,349	Veteran:	0	Industrial:	3,400,870	2,085,768	Disconnection EAV:	0		0
State Assessed:	1,534	1,534	Senior Assessment Freez	225,187	Mineral:	0	0	Recovered TIF EAV:	0		0
	32,927,917	32,927,917	Abatement:	0	Pollution Control:	1,534	1,534	Aggregate Extension:	0		
Less Assessments < 150	-145	-145	Development:	0	State Railroad:	0	0	Rate Increase:	0.00000		
	32,927,772	32,927,772	Solar:	0	Local Railroad:	0	0	TIF Loss EAV:	3,058,565		
Less Exemptions		-1,495,740	Owner Occupied 50%:	0		31,432,032	28,373,467	EZ EAV Reduction:	0		
Net Taxable Value		31,432,032	Returning Veteran:	0	Overlapping Counties			EZ Tax Reduction:	0.00		
			Disabled Person:	2,000				Industrial Tax Abatement:	0.00		
			Disabled Veteran 50%:	0							
			Disabled Veteran 70%:	154,603							
			Leasehold Owner:	0							
			Natural Disaster:	0							
			Disabled Veteran 30%:	0							
			1,495,740								

Fund	Levy Request	Max Rate	Auto Set To Max	Calculated Rate	Calculated Taxes	PTELL Factor	PTELL Rate	(w/overrides) Final Rate	Final Taxes	% of Total
001 Corporate	47,000	0.45000		0.16565	47,000.61			0.16565	47,000.61	85.58%
005 I.M.R.F	2,750	0.00000		0.00970	2,752.22			0.00970	2,752.22	5.01%
011 Public Assistance	3,750	0.00000		0.01322	3,750.97			0.01322	3,750.97	6.83%
027 Audit	1,500	0.00500		0.00500	1,418.67			0.00500	1,418.67	2.58%
064 Ambulance	0	0.00000		0.00000	0.00			0.00000	0.00	0.00%
035 Liability Insurance	0	0.00000		0.00000	0.00			0.00000	0.00	0.00%
	55,000			0.19357	54,922.47			0.19357	54,922.47	100.00%

Jennifer Ebner

Tax Year 2022											
Assessed (BoR Eq.)		State Equalized (1.00000)	Exemptions		Amount	State Category	Net Taxable Value	After EZ & TIF	Other Information	County	District
Land:	30,408,218	30,408,218	Home Improvement:	290,638	Farm:	63,655,244	63,655,244	PTELL:			
Farm Land:	36,114,549	36,114,549	Owner Occupied:	8,513,146	Residential:	87,663,158	87,663,158	New Property EAV:	870,474		870,474
Building:	137,683,743	137,683,743	Senior Citizen:	2,160,000	Commercial:	22,536,918	22,536,918	Annexations EAV:	0		0
Farm Building:	5,096,438	5,096,438	Veteran:	50,371	Industrial:	20,307,639	20,307,639	Disconnection EAV:	0		0
State Assessed:	1,424,946	1,424,946	Senior Assessment Freez	2,153,514	Mineral:	19,637	19,637	Recovered TIF EAV:	0		0
	210,727,894	210,727,894	Abatement:	0	Pollution Control:	667	667	Aggregate Extension:	0		
Less Assessments < 150	-3,607	-3,607	Development:	0	State Railroad:	1,424,279	1,424,279	Rate Increase:	0.00000		
	210,724,287	210,724,287	Solar:	0	Local Railroad:	0	0	TIF Loss EAV:	0		
			Owner Occupied 50%:	0		195,607,542	195,607,542	EZ EAV Reduction:	0		
Less Exemptions		-15,116,745	Returning Veteran:	0	Overlapping Counties			EZ Tax Reduction:	0.00		
Net Taxable Value		195,607,542	Disabled Person:	46,000				Industrial Tax Abatement:	0.00		
			Disabled Veteran 50%:	20,000							
			Disabled Veteran 70%:	1,870,576							
			Leasehold Owner:	0							
			Natural Disaster:	0							
			Disabled Veteran 30%:	12,500							
				15,116,745							

Fund		Levy Request	Max Rate	Auto Set To Max	Calculated Rate	Calculated Taxes	PTELL Factor	PTELL Rate	(w/overrides) Final Rate	Final Taxes	% of Total
002	Education	5,622,000	2.95000		2.87413	5,622,014.72			2.87413	5,622,014.72	63.77%
003	Bonds And Int	893,610	0.00000		0.45684	893,613.44			0.45684	893,613.44	10.14%
004	Building	962,991	0.50000		0.49231	962,995.43			0.49231	962,995.43	10.92%
030	Transportation	385,197	0.20000		0.19693	385,209.91			0.19693	385,209.91	4.37%
032	Fire Prevent/Safety	96,299	0.05000		0.04924	96,317.15			0.04924	96,317.15	1.09%
033	Special Education	77,039	0.04000		0.03939	77,049.81			0.03939	77,049.81	0.87%
035	Liability Insurance	272,681	0.00000		0.13941	272,696.46			0.13941	272,696.46	3.09%
047	Social Security	196,335	0.00000		0.10038	196,350.84			0.10038	196,350.84	2.23%
057	Lease	96,299	0.05000		0.04924	96,317.15			0.04924	96,317.15	1.09%
031	Working Cash	96,299	0.05000		0.04924	96,317.15			0.04924	96,317.15	1.09%
005	I.M.R.F	116,715	0.00000		0.05967	116,719.01			0.05967	116,719.01	1.32%
		8,815,465			4.50678	8,815,601.07			4.50678	8,815,601.07	100.00%

Jennifer Ebner

I, JENNIFER EBNER, County Clerk for LASALLE County Illinois, do hereby certify this report to be a true and complete copy of the 2022 extension information.

Tax Year 2022											
Assessed (BoR Eq.)		State Equalized (1.00000)	Exemptions		Amount	State Category	Net Taxable Value	After EZ & TIF	Other Information	County	District
Land:	0	0	Home Improvement:	0	Farm:	95,204	95,204	PTELL:			
Farm Land:	91,084	91,084	Owner Occupied:	0	Residential:	0	0	New Property EAV:	0	1,090,610	
Building:	0	0	Senior Citizen:	0	Commercial:	0	0	Annexations EAV:	0	0	
Farm Building:	4,120	4,120	Veteran:	0	Industrial:	0	0	Disconnection EAV:	0	0	
State Assessed:	0	0	Senior Assessment Freez	0	Mineral:	0	0	Recovered TIF EAV:	0	0	
	95,204	95,204	Abatement:	0	Pollution Control:	0	0	Aggregate Extension:	3,649,391		
	0	0	Development:	0	State Railroad:	0	0	Rate Increase:	0.00000		
			Solar:	0	Local Railroad:	0	0	TIF Loss EAV:	0		
			Owner Occupied 50%:	0		95,204	95,204	EZ EAV Reduction:	0		
Less Exemptions		0	Returning Veteran:	0	Overlapping Counties			EZ Tax Reduction:	0.00		
Net Taxable Value		95,204	Disabled Person:	0	Livingston (Actual)		73,612,087	Industrial Tax Abatement:	0.00		
			Disabled Veteran 50%:	0			73,707,291				
			Disabled Veteran 70%:	0							
			Leasehold Owner:	0							
			Natural Disaster:	0							
			Disabled Veteran 30%:	0							
				0							

Fund	Levy Request	Max Rate	Auto Set To Max	Calculated Rate	Calculated Taxes	PTELL Factor	PTELL Rate	(w/overrides) Final Rate	Final Taxes	% of Total
002 Education	2,300,000	0.00000		3.12046	2,970.80	0.99877	3.11662	3.11662	2,967.14	54.06%
003 Bonds And Int	359,883	0.00000		0.48826	464.84			0.48826	464.84	8.47%
004 Building	465,000	0.75000		0.63088	600.62	0.99877	0.63010	0.63010	599.88	10.93%
005 I.M.R.F	115,000	0.00000		0.15603	148.55	0.99877	0.15584	0.15584	148.37	2.70%
030 Transportation	295,000	0.00000		0.40024	381.04	0.99877	0.39975	0.39975	380.58	6.93%
031 Working Cash	4,400	0.05000		0.00597	5.68	0.99877	0.00596	0.00596	5.67	0.10%
032 Fire Prevent/Safety	3,244	0.10000		0.00441	4.20	0.99877	0.00440	0.00440	4.19	0.08%
033 Special Education	421,500	0.80000		0.57186	544.43	0.99877	0.57116	0.57116	543.77	9.91%
035 Liability Insurance	165,000	0.00000		0.22386	213.12	0.99877	0.22358	0.22358	212.86	3.88%
047 Social Security	115,000	0.00000		0.15603	148.55	0.99877	0.15584	0.15584	148.37	2.70%
057 Lease	10,000	0.10000		0.01357	12.92	0.99877	0.01355	0.01355	12.90	0.24%
	4,254,027			5.77157	5,494.76		5.27680	5.76506	5,488.57	100.00%

Jennifer Ebner

5/22/2023 9:03 am

U006 - FIELDCREST U#6

Tax Year 2022											
Assessed (BoR Eq.)		State Equalized (1.00000)	Exemptions		Amount	State Category	Net Taxable Value	After EZ & TIF	Other Information	County	District
Land:	2,283,512	2,283,512	Home Improvement:	22,003	Farm:	30,340,052	30,340,052	PTELL:			
Farm Land:	26,792,057	26,792,057	Owner Occupied:	1,594,708	Residential:	7,057,851	7,057,851	New Property EAV:	12,011		12,011
Building:	10,981,178	10,981,178	Senior Citizen:	354,308	Commercial:	1,595,646	1,595,646	Annexations EAV:	0		0
Farm Building:	1,192,939	1,192,939	Veteran:	0	Industrial:	520	520	Disconnection EAV:	0		0
State Assessed:	3,241,548	3,241,548	Senior Assessment Freez	188,259	Mineral:	510	510	Recovered TIF EAV:	0		0
	44,491,234	44,491,234	Abatement:	0	Pollution Control:	0	0	Aggregate Extension:	0		
Less Assessments < 150	-160	-160	Development:	0	State Railroad:	3,241,548	3,241,548	Rate Increase:	0.00000		
	44,491,074	44,491,074	Solar:	0	Local Railroad:	10,250	10,250	TIF Loss EAV:	0		
			Owner Occupied 50%:	0		42,246,377	42,246,377	EZ EAV Reduction:	0		
Less Exemptions		-2,244,697	Returning Veteran:	0	Overlapping Counties			EZ Tax Reduction:	0.00		
Net Taxable Value		42,246,377	Disabled Person:	12,000	Marshall (Actual)		88,324,442	Industrial Tax Abatement:	0.00		
			Disabled Veteran 50%:	0	Livingston (Actual)		3,757,026				
			Disabled Veteran 70%:	34,354	Woodford (Actual)		78,885,742				
			Leasehold Owner:	0							
			Natural Disaster:	36,565			213,213,587				
			Disabled Veteran 30%:	2,500							
				2,244,697							

Fund	Levy Request	Max Rate	Auto Set To Max	Calculated Rate	Calculated Taxes	PTELL Factor	PTELL Rate	(w/overrides) Final Rate	Final Taxes	% of Total
002 Education	7,606,699	3.62500		3.56765	1,507,202.83			3.56765	1,507,202.83	64.92%
003 Bonds And Int	1,372,477	0.00000		0.64371	271,944.15			0.64371	271,944.15	11.71%
004 Building	1,038,708	0.49500		0.48717	205,811.67			0.48717	205,811.67	8.86%
030 Transportation	419,680	0.20000		0.19684	83,157.77			0.19684	83,157.77	3.58%
031 Working Cash	104,920	0.05000		0.04921	20,789.44			0.04921	20,789.44	0.90%
032 Fire Prevent/Safety	104,920	0.05000		0.04921	20,789.44			0.04921	20,789.44	0.90%
033 Special Education	83,936	0.04000		0.03937	16,632.40			0.03937	16,632.40	0.72%
035 Liability Insurance	367,220	0.00000		0.17224	72,765.16			0.17224	72,765.16	3.13%
057 Lease	104,920	0.05000		0.04921	20,789.44			0.04921	20,789.44	0.90%
005 I.M.R.F	209,840	0.00000		0.09842	41,578.88			0.09842	41,578.88	1.79%
047 Social Security	304,268	0.00000		0.14271	60,289.80			0.14271	60,289.80	2.60%
	11,717,588			5.49574	2,321,750.98			5.49574	2,321,750.98	100.00%

Jennifer Ebner

I, JENNIFER EBNER, County Clerk for LASALLE County Illinois, do hereby certify this report to be a true and complete copy of the 2022 extension information.

			Tax Year 2022						
		State Equalized			Net Taxable	After	Other		
		(1.00000)	Exemptions	Amount	Value	EZ & TIF	Information	County	District
Land:	9,295,492	9,295,492	Home Improvement:	128,778	Farm:	30,454,425	PTELL:		
Farm Land:	22,118,976	22,118,976	Owner Occupied:	4,093,483	Residential:	31,315,492	New Property EAV:	268,547	268,547
Building:	41,051,272	41,051,272	Senior Citizen:	1,075,000	Commercial:	4,045,558	Annexations EAV:	0	0
Farm Building:	1,502,613	1,502,613	Veteran:	0	Industrial:	939,322	Disconnection EAV:	0	0
State Assessed:	7,401,430	7,401,430	Senior Assessment Freez	1,470,468	Mineral:	4,297	Recovered TIF EAV:	726,600	726,600
	81,369,783	81,369,783	Abatement:	0	Pollution Control:	0	Aggregate Extension:	0	
Less Assessments < 150	-567	-567	Development:	0	State Railroad:	7,401,430	Rate Increase:	0.00000	
	81,369,216	81,369,216	Solar:	0	Local Railroad:	0	TIF Loss EAV:	0	
Less Exemptions		-7,208,692	Owner Occupied 50%:	0		74,160,524	EZ EAV Reduction:	0	
Net Taxable Value		74,160,524	Returning Veteran:	5,000	Overlapping Counties		EZ Tax Reduction:	0.00	
			Disabled Person:	18,000	Dekalb (Actual)		Industrial Tax Abatement:	0.00	
			Disabled Veteran 50%:	20,000	Lee (Actual)				
			Disabled Veteran 70%:	368,210					
			Leasehold Owner:	0					
			Natural Disaster:	22,253					
			Disabled Veteran 30%:	7,500					
				7,208,692					

Fund		Levy Request	Max Rate	Auto Set To Max	Calculated Rate	Calculated Taxes	PTELL Factor	PTELL Rate	(w/overrides) Final Rate	Final Taxes	% of Total
002	Education	2,580,003	4.00000		3.32045	2,462,463.08			3.32045	2,462,463.08	60.88%
003	Bonds And Int	566,433	0.00000		0.72900	540,630.22			0.72900	540,630.22	13.37%
004	Building	512,005	0.70500		0.65895	488,680.77			0.65895	488,680.77	12.08%
005	I.M.R.F	70,000	0.00000		0.09009	66,811.22			0.09009	66,811.22	1.65%
030	Transportation	129,999	0.20000		0.16731	124,077.97			0.16731	124,077.97	3.07%
031	Working Cash	10,006	0.05000		0.01288	9,551.88			0.01288	9,551.88	0.24%
032	Fire Prevent/Safety	36,311	0.05000		0.04674	34,662.63			0.04674	34,662.63	0.86%
033	Special Education	29,053	0.04000		0.03740	27,736.04			0.03740	27,736.04	0.69%
035	Liability Insurance	200,000	0.00000		0.25740	190,889.19			0.25740	190,889.19	4.72%
047	Social Security	75,000	0.00000		0.09653	71,587.15			0.09653	71,587.15	1.77%
057	Lease	29,053	0.05000		0.03740	27,736.04			0.03740	27,736.04	0.69%
		4,237,863			5.45415	4,044,826.19			5.45415	4,044,826.19	100.00%

Jennifer Ebner


Tax Year 2022											
Assessed (BoR Eq.)		State Equalized (1.00000)	Exemptions		Amount	State Category	Net Taxable Value	After EZ & TIF	Other Information	County	District
Land:	7,864,745	7,864,745	Home Improvement:	34,723	Farm:	22,075,585	22,075,585	PTELL:			
Farm Land:	12,860,390	12,860,390	Owner Occupied:	2,827,840	Residential:	23,661,002	23,661,002	New Property EAV:	114,714		114,714
Building:	32,522,216	32,522,216	Senior Citizen:	630,000	Commercial:	2,676,041	2,676,041	Annexations EAV:	0		0
Farm Building:	1,136,727	1,136,727	Veteran:	0	Industrial:	886,599	886,599	Disconnection EAV:	0		0
State Assessed:	3,226,078	3,226,078	Senior Assessment Freez	1,061,524	Mineral:	0	0	Recovered TIF EAV:	0		0
	57,610,156	57,610,156	Abatement:	0	Pollution Control:	0	0	Aggregate Extension:	0		
Less Assessments < 150	-359	-359	Development:	0	State Railroad:	3,226,062	3,226,062	Rate Increase:	0.00000		
	57,609,797	57,609,797	Solar:	0	Local Railroad:	0	0	TIF Loss EAV:	0		
Less Exemptions		-5,084,508	Owner Occupied 50%:	0		52,525,289	52,525,289	EZ EAV Reduction:	0		
Net Taxable Value		52,525,289	Returning Veteran:	0	Overlapping Counties			EZ Tax Reduction:	0.00		
			Disabled Person:	20,000	Dekalb (Actual)			Industrial Tax Abatement:	0.00		
			Disabled Veteran 50%:	0							
			Disabled Veteran 70%:	502,921							
			Leasehold Owner:	0							
			Natural Disaster:	0							
			Disabled Veteran 30%:	7,500							
				5,084,508							

Fund	Levy Request	Max Rate	Auto Set To Max	Calculated Rate	Calculated Taxes	PTELL Factor	PTELL Rate	(w/overrides) Final Rate	Final Taxes	% of Total
002 Education	2,673,223	4.00000		4.00000	2,101,011.55			4.00000	2,101,011.55	67.63%
003 Bonds And Int	292,656	0.00000		0.44320	232,792.08			0.44320	232,792.08	7.49%
004 Building	334,153	0.50000		0.50000	262,626.44			0.50000	262,626.44	8.45%
005 I.M.R.F	36,400	0.00000		0.05513	28,957.19			0.05513	28,957.19	0.93%
030 Transportation	133,662	0.20000		0.20000	105,050.58			0.20000	105,050.58	3.38%
031 Working Cash	33,416	0.05000		0.05000	26,262.64			0.05000	26,262.64	0.85%
032 Fire Prevent/Safety	33,416	0.05000		0.05000	26,262.64			0.05000	26,262.64	0.85%
033 Special Education	26,733	0.04000		0.04000	21,010.12			0.04000	21,010.12	0.68%
035 Liability Insurance	275,500	0.00000		0.41722	219,146.01			0.41722	219,146.01	7.05%
047 Social Security	71,800	0.00000		0.10874	57,116.00			0.10874	57,116.00	1.84%
057 Lease	33,416	0.05000		0.05000	26,262.64			0.05000	26,262.64	0.85%
	3,944,375			5.91429	3,106,497.89			5.91429	3,106,497.89	100.00%

Jennifer Ebner

Tax Year 2022											
Assessed (BoR Eq.)		State Equalized (1.00000)	Exemptions		Amount	State Category	Net Taxable Value	After EZ & TIF	Other Information	County	District
Land:	0	0	Home Improvement:	0	Farm:	25,161	25,161	PTELL:			
Farm Land:	25,161	25,161	Owner Occupied:	0	Residential:	0	0	New Property EAV:	0	2,642,851	
Building:	0	0	Senior Citizen:	0	Commercial:	0	0	Annexations EAV:	0	0	
Farm Building:	0	0	Veteran:	0	Industrial:	0	0	Disconnection EAV:	0	0	
State Assessed:	0	0	Senior Assessment Freez	0	Mineral:	0	0	Recovered TIF EAV:	0	0	
	25,161	25,161	Abatement:	0	Pollution Control:	0	0	Aggregate Extension:	9,351,622		
	0	0	Development:	0	State Railroad:	0	0	Rate Increase:	0.00000		
			Solar:	0	Local Railroad:	0	0	TIF Loss EAV:	0		
			Owner Occupied 50%:	0		25,161	25,161	EZ EAV Reduction:	0		
Less Exemptions		0	Returning Veteran:	0	Overlapping Counties			EZ Tax Reduction:	0.00		
Net Taxable Value		25,161	Disabled Person:	0	Dekalb (Actual)		185,881,330	Industrial Tax Abatement:	0.00		
			Disabled Veteran 50%:	0	Lee (Actual)		20,852,740				
			Disabled Veteran 70%:	0							
			Leasehold Owner:	0			206,759,231				
			Natural Disaster:	0							
			Disabled Veteran 30%:	0							
				0							

Fund	Levy Request	Max Rate	Auto Set To Max	Calculated Rate	Calculated Taxes	PTELL Factor	PTELL Rate	(w/overrides) Final Rate	Final Taxes	% of Total
002 Education	6,974,141	0.00000		3.37308	848.70	0.99595	3.35942	3.35942	845.26	68.15%
003 Bonds And Int	286,924	0.00000		0.13878	34.92			0.13878	34.92	2.82%
004 Building	1,099,252	0.75000		0.53166	133.77	0.99595	0.52951	0.52951	133.23	10.74%
005 I.M.R.F.	104,697	0.00000		0.05064	12.74	0.99595	0.05043	0.05043	12.69	1.02%
030 Transportation	628,143	0.00000		0.30381	76.44	0.99595	0.30258	0.30258	76.13	6.14%
031 Working Cash	6,283	0.05000		0.00304	0.76	0.99595	0.00303	0.00303	0.76	0.06%
032 Fire Prevent/Safety	75,396	0.10000		0.03647	9.18	0.99595	0.03632	0.03632	9.14	0.74%
047 Social Security	157,075	0.00000		0.07598	19.12	0.99595	0.07567	0.07567	19.04	1.54%
035 Liability Insurance	157,075	0.00000		0.07598	19.12	0.99595	0.07567	0.07567	19.04	1.54%
033 Special Education	732,821	0.80000		0.35444	89.18	0.99595	0.35300	0.35300	88.82	7.16%
057 Lease	10,471	0.10000		0.00507	1.28	0.99595	0.00505	0.00505	1.27	0.10%
	10,232,278			4.94895	1,245.21		4.79068	4.92946	1,240.30	100.00%



I, JENNIFER EBNER, County Clerk for LASALLE County Illinois, do hereby certify this report to be a true and complete copy of the 2022 extension information.

5/22/2023 9:03 am

U42S - LOSTANT U#425S

Tax Year 2022											
Assessed (BoR Eq.)		State Equalized (1.00000)	Exemptions		Amount	State Category	Net Taxable Value	After EZ & TIF	Other Information	County	District
Land:	2,323,744	2,323,744	Home Improvement:	7,294	Farm:	22,458,530	22,280,210	PTELL:			
Farm Land:	19,549,326	19,549,326	Owner Occupied:	1,626,998	Residential:	9,310,902	8,948,573	New Property EAV:	56,322		56,322
Building:	12,428,846	12,428,846	Senior Citizen:	338,100	Commercial:	1,361,475	1,160,071	Annexations EAV:	0		0
Farm Building:	1,121,069	1,121,069	Veteran:	0	Industrial:	0	0	Disconnection EAV:	0		0
State Assessed:	1,101,998	1,101,998	Senior Assessment Freez	174,650	Mineral:	0	0	Recovered TIF EAV:	0		0
	36,524,983	36,524,983	Abatement:	0	Pollution Control:	805	805	Aggregate Extension:	0		
Less Assessments < 150	-285	-285	Development:	0	State Railroad:	1,101,177	1,101,177	Rate Increase:	0.00000		
	36,524,698	36,524,698	Solar:	0	Local Railroad:	500	500	TIF Loss EAV:	742,053		
Less Exemptions		-2,291,309	Owner Occupied 50%:	0		34,233,389	33,491,336	EZ EAV Reduction:	0		
Net Taxable Value		34,233,389	Returning Veteran:	0	Overlapping Counties				EZ Tax Reduction:	0.00	
			Disabled Person:	8,000	Marshall (Actual)			311,070	Industrial Tax Abatement:	0.00	
			Disabled Veteran 50%:	5,000	33,802,406						
			Disabled Veteran 70%:	131,267							
			Leasehold Owner:	0							
			Natural Disaster:	0							
			Disabled Veteran 30%:	0							
			2,291,309								


Fund	Levy Request	Max Rate	Auto Set To Max	Calculated Rate	Calculated Taxes	PTELL Factor	PTELL Rate	(w/overrides) Final Rate	Final Taxes	% of Total
002 Education	1,283,495	3.80000		3.79706	1,271,686.32			3.79706	1,271,686.32	60.85%
003 Bonds And Int	184,238	0.00000		0.54505	182,544.56			0.54505	182,544.56	8.73%
004 Building	168,881	0.50000		0.49962	167,329.44			0.49962	167,329.44	8.01%
030 Transportation	81,063	0.24000		0.23982	80,318.93			0.23982	80,318.93	3.84%
031 Working Cash	16,888	0.05000		0.04997	16,735.62			0.04997	16,735.62	0.80%
032 Fire Prevent/Safety	33,776	0.10000		0.09993	33,467.90			0.09993	33,467.90	1.60%
033 Special Education	13,510	0.04000		0.03997	13,386.49			0.03997	13,386.49	0.64%
035 Liability Insurance	300,000	0.00000		0.88752	297,242.35			0.88752	297,242.35	14.22%
047 Social Security	18,000	0.00000		0.05326	17,837.49			0.05326	17,837.49	0.85%
005 I.M.R.F.	1,500	0.00000		0.00444	1,487.02			0.00444	1,487.02	0.07%
057 Lease	8,000	0.05000		0.02367	7,927.40			0.02367	7,927.40	0.38%
	2,109,351			6.24031	2,089,963.52			6.24031	2,089,963.52	100.00%

Jennifer Ebner

I, JENNIFER EBNER, County Clerk for LASALLE County Illinois, do hereby certify this report to be a true and complete copy of the 2022 extension information.

Tax Year 2022											
Assessed (BoR Eq.)		State Equalized (1.00000)	Exemptions		Amount	State Category	Net Taxable Value	After EZ & TIF	Other Information	County	District
Land:	35,953,454	35,953,454	Home Improvement:	131,232	Farm:	12,645,726	12,645,726	PTELL:			
Farm Land:	5,273,292	5,273,292	Owner Occupied:	6,840,000	Residential:	101,292,733	101,292,733	New Property EAV:	1,069,227		2,576,148
Building:	87,068,211	87,068,211	Senior Citizen:	1,200,000	Commercial:	4,863,399	4,863,399	Annexations EAV:	0		0
Farm Building:	1,575,780	1,575,780	Veteran:	0	Industrial:	61,391	61,391	Disconnection EAV:	0		0
State Assessed:	25,808	25,808	Senior Assessment Freez	1,240,574	Mineral:	0	0	Recovered TIF EAV:	0		0
	129,896,545	129,896,545	Abatement:	0	Pollution Control:	0	0	Aggregate Extension:	16,052,481		
Less Assessments < 150	-274	-274	Development:	0	State Railroad:	25,808	25,808	Rate Increase:	0.00000		
	129,896,271	129,896,271	Solar:	0	Local Railroad:	0	0	TIF Loss EAV:	0		
Less Exemptions		-11,007,214	Owner Occupied 50%:	0		118,889,057	118,889,057	EZ EAV Reduction:	0		
Net Taxable Value		118,889,057	Returning Veteran:	0	Overlapping Counties			EZ Tax Reduction:	0.00		
			Disabled Person:	16,000	Dekalb (Actual)		198,163,835	Industrial Tax Abatement:	0.00		
			Disabled Veteran 50%:	20,000	Kendall (Actual)		58,440,024				
			Disabled Veteran 70%:	1,554,408							
			Leasehold Owner:	0			375,492,916				
			Natural Disaster:	0							
			Disabled Veteran 30%:	5,000							
				11,007,214							

Fund		Levy Request	Max Rate	Auto Set To Max	Calculated Rate	Calculated Taxes	PTELL Factor	PTELL Rate	(w/overrides) Final Rate	Final Taxes	% of Total
002	Education	14,393,007	0.00000		3.83310	4,557,136.44	0.96432	3.69633	3.69633	4,394,531.92	78.09%
003	Bonds And Int	786,064	0.00000		0.20935	248,894.24			0.20935	248,894.24	4.42%
004	Building	1,787,731	0.75000		0.47611	566,042.69	0.96432	0.45912	0.45912	545,843.44	9.70%
030	Transportation	172,052	0.00000		0.04583	54,486.85	0.96432	0.04419	0.04419	52,537.07	0.93%
035	Liability Insurance	449	0.00000		0.00012	142.67	0.96432	0.00012	0.00012	142.67	0.00%
031	Working Cash	449	0.05000		0.00012	142.67	0.96432	0.00012	0.00012	142.67	0.00%
047	Social Security	239,244	0.00000		0.06372	75,756.11	0.96432	0.06145	0.06145	73,057.33	1.30%
032	Fire Prevent/Safety	2,407	0.10000		0.00065	772.78	0.96432	0.00063	0.00063	749.00	0.01%
057	Lease	449	0.10000		0.00012	142.67	0.96432	0.00012	0.00012	142.67	0.00%
033	Special Education	764,221	0.80000		0.20353	241,974.90	0.96432	0.19627	0.19627	233,343.55	4.15%
005	I.M.R.F	239,244	0.00000		0.06372	75,756.11	0.96432	0.06145	0.06145	73,057.33	1.30%
209	Prior Year Adj (Sb508)	16,366	0.00000		0.00436	5,183.56			0.00436	5,183.56	0.09%
		18,401,683			4.90073	5,826,431.69		4.51980	4.73351	5,627,625.45	100.00%



I, JENNIFER EBNER, County Clerk for LASALLE County Illinois, do hereby certify this report to be a true and complete copy of the 2022 extension information.

5/22/2023 9:03 am

U432 - SOMONAUK U#432

			Tax Year 2022							
	Assessed (BoR Eq.)	State Equalized (1.00000)	Exemptions	Amount	State Category	Net Taxable Value	After EZ & TIF	Other Information	County	District
Land:	33,386,613	33,386,613	Home Improvement:	134,774	Farm:	12,316,950	12,316,950	PTELL:		
Farm Land:	5,785,386	5,785,386	Owner Occupied:	5,880,000	Residential:	92,296,148	92,296,148	New Property EAV:	316,523	316,523
Building:	76,389,956	76,389,956	Senior Citizen:	1,130,000	Commercial:	1,293,363	1,293,363	Annexations EAV:	0	0
Farm Building:	721,559	721,559	Veteran:	66,828	Industrial:	643,951	643,951	Disconnection EAV:	0	0
State Assessed:	1,068,472	1,068,472	Senior Assessment Freez	1,283,774	Mineral:	0	0	Recovered TIF EAV:	0	0
	117,351,986	117,351,986	Abatement:	0	Pollution Control:	0	0	Aggregate Extension:	0	
Less Assessments < 150	-854	-854	Development:	0	State Railroad:	1,068,472	1,068,472	Rate Increase:	0.00000	
	117,351,132	117,351,132	Solar:	0	Local Railroad:	0	0	TIF Loss EAV:	0	
			Owner Occupied 50%:	0		107,618,884	107,618,884	EZ EAV Reduction:	0	
Less Exemptions		-9,732,248	Returning Veteran:	0	Overlapping Counties			EZ Tax Reduction:	0.00	
Net Taxable Value		107,618,884	Disabled Person:	34,000	Dekalb (Actual)		63,553,710	Industrial Tax Abatement:	0.00	
			Disabled Veteran 50%:	10,000						
			Disabled Veteran 70%:	1,185,372						
			Leasehold Owner:	0						
			Natural Disaster:	0						
			Disabled Veteran 30%:	7,500						
				9,732,248						

Fund	Levy Request	Max Rate	Auto Set To Max	Calculated Rate	Calculated Taxes	PTELL Factor	PTELL Rate	(w/overrides) Final Rate	Final Taxes	% of Total
002 Education	6,863,807	4.00000		4.00000	4,304,755.51			4.00000	4,304,755.51	71.30%
003 Bonds And Int	880,150	0.00000		0.51419	553,365.56			0.51419	553,365.56	9.17%
004 Building	857,976	0.50000		0.50000	538,094.44			0.50000	538,094.44	8.91%
005 I.M.R.F	50,000	0.00000		0.02922	31,446.24			0.02922	31,446.24	0.52%
030 Transportation	110,000	0.00000		0.06427	69,166.66			0.06427	69,166.66	1.15%
031 Working Cash	85,798	0.05000		0.05000	53,809.44			0.05000	53,809.44	0.89%
033 Special Education	68,639	0.04000		0.04000	43,047.56			0.04000	43,047.56	0.71%
035 Liability Insurance	385,000	0.00000		0.22492	242,056.40			0.22492	242,056.40	4.01%
047 Social Security	150,000	0.00000		0.08764	94,317.19			0.08764	94,317.19	1.56%
057 Lease	85,798	0.05000		0.05000	53,809.44			0.05000	53,809.44	0.89%
032 Fire Prevent/Safety	85,798	0.05000		0.05000	53,809.44			0.05000	53,809.44	0.89%
	9,622,966			5.61024	6,037,677.88			5.61024	6,037,677.88	100.00%

Jennifer Ebner

I, JENNIFER EBNER, County Clerk for LASALLE County Illinois, do hereby certify this report to be a true and complete copy of the 2022 extension information.

Tax Year 2022											
Assessed (BoR Eq.)		State Equalized (1.00000)	Exemptions		Amount	State Category	Net Taxable Value	After EZ & TIF	Other Information	County	District
Land:	158,022	158,022	Home Improvement:	13,927	Farm:	2,139,179	2,139,179	PTELL:			
Farm Land:	1,769,834	1,769,834	Owner Occupied:	42,000	Residential:	257,002	257,002	New Property EAV:	0		0
Building:	508,300	508,300	Senior Citizen:	15,000	Commercial:	0	0	Annexations EAV:	0		0
Farm Building:	83,302	83,302	Veteran:	0	Industrial:	52,350	52,350	Disconnection EAV:	0		0
State Assessed:	0	0	Senior Assessment Freez	0	Mineral:	0	0	Recovered TIF EAV:	0		0
	2,519,458	2,519,458	Abatement:	0	Pollution Control:	0	0	Aggregate Extension:	0		
	0	0	Development:	0	State Railroad:	0	0	Rate Increase:	0.00000		
			Solar:	0	Local Railroad:	0	0	TIF Loss EAV:	0		
			Owner Occupied 50%:	0		2,448,531	2,448,531	EZ EAV Reduction:	0		
Less Exemptions		-70,927	Returning Veteran:	0	Overlapping Counties			EZ Tax Reduction:	0.00		
Net Taxable Value		2,448,531	Disabled Person:	0	Marshall (Actual)		1,489,954	Industrial Tax Abatement:	0.00		
			Disabled Veteran 50%:	0	Putnam (Actual)		158,684,364				
			Disabled Veteran 70%:	0			162,622,849				
			Leasehold Owner:	0							
			Natural Disaster:	0							
			Disabled Veteran 30%:	0							
				70,927							

Fund	Levy Request	Max Rate	Auto Set To Max	Calculated Rate	Calculated Taxes	PTELL Factor	PTELL Rate	(w/overrides) Final Rate	Final Taxes	% of Total
002 Education	4,480,000	2.72000		2.72000	66,600.03			2.72000	66,600.03	67.94%
004 Building	830,000	0.50000		0.50000	12,242.66			0.50000	12,242.66	12.49%
030 Transportation	335,000	0.20000		0.20000	4,897.06			0.20000	4,897.06	5.00%
031 Working Cash	85,000	0.05000		0.05000	1,224.27			0.05000	1,224.27	1.25%
032 Fire Prevent/Safety	83,000	0.05000		0.05000	1,224.27			0.05000	1,224.27	1.25%
033 Special Education	66,000	0.04000		0.04000	979.41			0.04000	979.41	1.00%
035 Liability Insurance	400,000	0.00000		0.24597	6,022.65			0.24597	6,022.65	6.14%
047 Social Security	135,000	0.00000		0.08302	2,032.77			0.08302	2,032.77	2.07%
057 Lease	83,000	0.05000		0.05000	1,224.27			0.05000	1,224.27	1.25%
005 I.M.R.F	105,000	0.00000		0.06457	1,581.02			0.06457	1,581.02	1.61%
003 Bonds And Interest	0	0.00000		0.00000	0.00			0.00000	0.00	0.00%
	6,602,000			4.00356	98,028.41			4.00356	98,028.41	100.00%

Jennifer Ebner

			Tax Year 2022							
Assessed (BoR Eq.)	State Equalized (1.00000)		Exemptions	Amount	State Category	Net Taxable Value	After EZ & TIF	Other Information	County	District
Land:	19,132	19,132	Home Improvement:	0	Farm:	21,585	21,585	PTELL:		
Farm Land:	21,585	21,585	Owner Occupied:	12,000	Residential:	93,347	93,347	New Property EAV:	0	0
Building:	95,559	95,559	Senior Citizen:	0	Commercial:	9,344	9,344	Annexations EAV:	0	0
Farm Building:	0	0	Veteran:	0	Industrial:	0	0	Disconnection EAV:	0	0
State Assessed:	0	0	Senior Assessment Freez	0	Mineral:	0	0	Recovered TIF EAV:	0	0
	136,276	136,276	Abatement:	0	Pollution Control:	0	0	Aggregate Extension:	0	
	0	0	Development:	0	State Railroad:	0	0	Rate Increase:	0.00000	
			Solar:	0	Local Railroad:	0	0	TIF Loss EAV:	0	
			Owner Occupied 50%:	0		124,276	124,276	EZ EAV Reduction:	0	
Less Exemptions		-12,000	Returning Veteran:	0	Overlapping Counties			EZ Tax Reduction:	0.00	
Net Taxable Value		124,276	Disabled Person:	0	Marshall (Actual)		11,430,555	Industrial Tax Abatement:	0.00	
			Disabled Veteran 50%:	0			11,554,831			
			Disabled Veteran 70%:	0						
			Leasehold Owner:	0						
			Natural Disaster:	0						
			Disabled Veteran 30%:	0						
				12,000						

Fund	Levy Request	Max Rate	Auto Set To Max	Calculated Rate	Calculated Taxes	PTELL Factor	PTELL Rate	(w/overrides) Final Rate	Final Taxes	% of Total
001 Corporate	37,900	0.33330		0.32801	407.63			0.32801	407.63	31.24%
014 Police Protection	8,500	0.07500		0.07357	91.43			0.07357	91.43	7.01%
027 Audit	8,500	0.00000		0.07357	91.43			0.07357	91.43	7.01%
035 Liability Insurance	34,350	0.00000		0.29728	369.44			0.29728	369.44	28.31%
040 Street And Bridge	6,000	0.06000		0.05193	64.54			0.05193	64.54	4.95%
041 Street Lighting	5,000	0.05000		0.04328	53.79			0.04328	53.79	4.12%
047 Social Security	19,380	0.00000		0.16773	208.45			0.16773	208.45	15.97%
060 Unemployment Ins	0	0.00000		0.00000	0.00			0.00000	0.00	0.00%
130 Waterworks	1,700	0.01660		0.01472	18.29			0.01472	18.29	1.40%
003 Bonds And Int	0	0.00000		0.00000	0.00			0.00000	0.00	0.00%
999 City Share R&B	0	0.00000		0.00000	0.00			0.00000	0.00	0.00%
	121,330			1.05009	1,305.00			1.05009	1,305.00	100.00%

Jennifer Ebner

District Extension Summary

VCA1 - VIL.OF CEDAR POINT

Tax Year 2022

		State Equalized (1.00000)			Net Taxable Value		After EZ & TIF	Other Information	County	District
Assessed (BoR Eq.)			Exemptions	Amount	State Category					
Land:	462,104	462,104	Home Improvement:	0	Farm:	504,499	504,499	PTELL:		
Farm Land:	261,903	261,903	Owner Occupied:	522,000	Residential:	2,632,071	2,632,071	New Property EAV:	0	0
Building:	3,453,693	3,453,693	Senior Citizen:	140,000	Commercial:	248,340	248,340	Annexations EAV:	0	0
Farm Building:	34,905	34,905	Veteran:	0	Industrial:	0	0	Disconnection EAV:	0	0
State Assessed:	0	0	Senior Assessment Freez	161,195	Mineral:	0	0	Recovered TIF EAV:	0	0
	4,212,605	4,212,605	Abatement:	0	Pollution Control:	0	0	Aggregate Extension:	0	
	0	0	Development:	0	State Railroad:	0	0	Rate Increase:	0.00000	
			Solar:	0	Local Railroad:	0	0	TIF Loss EAV:	0	
			Owner Occupied 50%:	0		3,384,910	3,384,910	EZ EAV Reduction:	0	
Less Exemptions		-827,695	Returning Veteran:	0	Overlapping Counties			EZ Tax Reduction:	0.00	
Net Taxable Value		3,384,910	Disabled Person:	2,000				Industrial Tax Abatement:	0.00	
			Disabled Veteran 50%:	0						
			Disabled Veteran 70%:	0						
			Leasehold Owner:	0						
			Natural Disaster:	0						
			Disabled Veteran 30%:	2,500						
				827,695						

Fund	Levy Request	Max Rate	Auto Set To Max	Calculated Rate	Calculated Taxes	PTELL Factor	PTELL Rate	(w/overrides) Final Rate	Final Taxes	% of Total
001 Corporate	7,536	0.25000		0.22264	7,536.16			0.22264	7,536.16	24.10%
014 Police Protection	2,300	0.07500		0.06795	2,300.05			0.06795	2,300.05	7.35%
027 Audit	3,600	0.00000		0.10636	3,600.19			0.10636	3,600.19	11.51%
035 Liability Insurance	9,572	0.00000		0.28279	9,572.19			0.28279	9,572.19	30.61%
041 Street Lighting	1,255	0.05000		0.03708	1,255.13			0.03708	1,255.13	4.01%
047 Social Security	3,500	0.00000		0.10341	3,500.34			0.10341	3,500.34	11.19%
999 City Share R&B	0	0.00000		0.00000	0.00			0.00000	0.00	0.00%
025 Garbage	3,511	0.00000		0.10373	3,511.17			0.10373	3,511.17	11.23%
	31,274			0.92396	31,275.23			0.92396	31,275.23	100.00%

Jennifer Ebner

			Tax Year 2022						
Assessed (BoR Eq.)	State Equalized (1.00000)	Exemptions	Amount	State Category	Net Taxable Value	After EZ & TIF	Other Information	County	District
Land:	213,309	213,309	Home Improvement:	0	Farm:	7,643	PTELL:		
Farm Land:	3,449	3,449	Owner Occupied:	286,357	Residential:	1,074,750	New Property EAV:	0	0
Building:	1,653,208	1,653,208	Senior Citizen:	74,714	Commercial:	394,423	Annexations EAV:	0	0
Farm Building:	4,194	4,194	Veteran:	0	Industrial:	0	Disconnection EAV:	0	0
State Assessed:	0	0	Senior Assessment Freez	32,273	Mineral:	0	Recovered TIF EAV:	0	0
	1,874,160	1,874,160	Abatement:	0	Pollution Control:	0	Aggregate Extension:	0	
	0	0	Development:	0	State Railroad:	0	Rate Increase:	0.00000	
			Solar:	0	Local Railroad:	0	TIF Loss EAV:	0	
			Owner Occupied 50%:	0		1,476,816	EZ EAV Reduction:	0	
Less Exemptions	-397,344		Returning Veteran:	0	Overlapping Counties		EZ Tax Reduction:	0.00	
Net Taxable Value	1,476,816		Disabled Person:	4,000			Industrial Tax Abatement:	0.00	
			Disabled Veteran 50%:	0					
			Disabled Veteran 70%:	0					
			Leasehold Owner:	0					
			Natural Disaster:	0					
			Disabled Veteran 30%:	0					
				397,344					

Fund	Levy Request	Max Rate	Auto Set To Max	Calculated Rate	Calculated Taxes	PTELL Factor	PTELL Rate	(w/overrides) Final Rate	Final Taxes	% of Total
001 Corporate	5,855	0.25000		0.25000	3,692.02			0.25000	3,692.02	33.04%
035 Liability Insurance	4,750	0.00000		0.32164	4,750.02			0.32164	4,750.02	42.51%
040 Street & Bridge	1,184	0.06000		0.06000	886.09			0.06000	886.09	7.93%
041 Street Lighting	926	0.05000		0.05000	738.41			0.05000	738.41	6.61%
042 Parks	1,305	0.07500		0.07500	1,107.61			0.07500	1,107.61	9.91%
999 City Share R&B	0	0.00000		0.00000	0.00			0.00000	0.00	0.00%
	14,020			0.75664	11,174.15			0.75664	11,174.15	100.00%

Jennifer Ebner

Tax Year 2022											
Assessed (BoR Eq.)		State Equalized (1.00000)	Exemptions		Amount	State Category	Net Taxable Value	After EZ & TIF	Other Information	County	District
Land:	4,415,930	4,415,930	Home Improvement:	35,267	Farm:	193,920	193,920	PTELL:			
Farm Land:	161,596	161,596	Owner Occupied:	2,502,000	Residential:	19,940,319	19,940,319	New Property EAV:	111,195		111,195
Building:	23,924,267	23,924,267	Senior Citizen:	570,000	Commercial:	3,132,011	3,132,011	Annexations EAV:	0		0
Farm Building:	21,783	21,783	Veteran:	0	Industrial:	939,322	939,322	Disconnection EAV:	0		0
State Assessed:	895,850	895,850	Senior Assessment Freez	884,107	Mineral:	0	0	Recovered TIF EAV:	726,600		726,600
	29,419,426	29,419,426	Abatement:	0	Pollution Control:	0	0	Aggregate Extension:	0		
Less Assessments < 150	-284	-284	Development:	0	State Railroad:	895,850	895,850	Rate Increase:	0.00000		
	29,419,142	29,419,142	Solar:	0	Local Railroad:	0	0	TIF Loss EAV:	0		
Less Exemptions		-4,317,720	Owner Occupied 50%:	0		25,101,422	25,101,422	EZ EAV Reduction:	0		
Net Taxable Value		25,101,422	Returning Veteran:	0	Overlapping Counties			EZ Tax Reduction:	0.00		
			Disabled Person:	16,000				Industrial Tax Abatement:	0.00		
			Disabled Veteran 50%:	15,000							
			Disabled Veteran 70%:	270,593							
			Leasehold Owner:	0							
			Natural Disaster:	22,253							
			Disabled Veteran 30%:	2,500							
				4,317,720							

Fund		Levy Request	Max Rate	Auto Set To Max	Calculated Rate	Calculated Taxes	PTELL Factor	PTELL Rate	(w/overrides) Final Rate	Final Taxes	% of Total
001	Corporate	63,500	0.25000		0.25000	62,753.52			0.25000	62,753.52	23.42%
003	Bonds And Int	67,540	0.00000		0.26907	67,540.37			0.26907	67,540.37	25.21%
005	I.M.R.F	22,000	0.00000		0.08765	22,001.39			0.08765	22,001.39	8.21%
014	Police Protection	38,500	0.15000		0.15000	37,652.12			0.15000	37,652.12	14.05%
025	Garbage	1,000	0.20000		0.00399	1,001.55			0.00399	1,001.55	0.37%
027	Audit	10,000	0.00000		0.03984	10,000.40			0.03984	10,000.40	3.73%
035	Liability Insurance	21,000	0.00000		0.08367	21,002.35			0.08367	21,002.35	7.84%
047	Social Security	25,000	0.00000		0.09960	25,001.01			0.09960	25,001.01	9.33%
060	Unemployment Ins	7,000	0.00000		0.02789	7,000.78			0.02789	7,000.78	2.61%
062	Workman's Comp	14,000	0.00000		0.05578	14,001.57			0.05578	14,001.57	5.23%
999	City Share R&B	0	0.00000		0.00000	0.00			0.00000	0.00	0.00%
		269,540			1.06749	267,955.06			1.06749	267,955.06	100.00%

Jennifer Ebner

Tax Year 2022											
Assessed (BoR Eq.)		State Equalized (1.00000)	Exemptions		Amount	State Category	Net Taxable Value	After EZ & TIF	Other Information	County	District
Land:	926,713	926,713	Home Improvement:	34,685	Farm:	104,570	104,570	PTELL:			
Farm Land:	104,707	104,707	Owner Occupied:	1,038,000	Residential:	6,570,713	6,570,713	New Property EAV:	0		0
Building:	8,270,022	8,270,022	Senior Citizen:	220,000	Commercial:	715,085	715,085	Annexations EAV:	0		0
Farm Building:	0	0	Veteran:	0	Industrial:	350,365	350,365	Disconnection EAV:	0		0
State Assessed:	83,259	83,259	Senior Assessment Freez	140,108	Mineral:	0	0	Recovered TIF EAV:	0		0
	9,384,701	9,384,701	Abatement:	0	Pollution Control:	190	190	Aggregate Extension:	0		
Less Assessments < 150	-137	-137	Development:	0	State Railroad:	83,069	83,069	Rate Increase:	0.00000		
	9,384,564	9,384,564	Solar:	0	Local Railroad:	0	0	TIF Loss EAV:	0		
Less Exemptions		-1,560,572	Owner Occupied 50%:	0		7,823,992	7,823,992	EZ EAV Reduction:	0		
Net Taxable Value		7,823,992	Returning Veteran:	0	Overlapping Counties			EZ Tax Reduction:	0.00		
			Disabled Person:	2,000				Industrial Tax Abatement:	0.00		
			Disabled Veteran 50%:	5,000							
			Disabled Veteran 70%:	120,779							
			Leasehold Owner:	0							
			Natural Disaster:	0							
			Disabled Veteran 30%:	0							
			1,560,572								

Fund		Levy Request	Max Rate	Auto Set To Max	Calculated Rate	Calculated Taxes	PTELL Factor	PTELL Rate	(w/overrides) Final Rate	Final Taxes	% of Total
001	Corporate	18,760	0.25000		0.23978	18,760.36			0.23978	18,760.36	23.60%
014	Police Protection	5,500	0.07500		0.07030	5,500.27			0.07030	5,500.27	6.92%
027	Audit	7,500	0.00000		0.09586	7,500.08			0.09586	7,500.08	9.44%
035	Liability Insurance	31,500	0.00000		0.40261	31,500.19			0.40261	31,500.19	39.63%
041	Street Lighting	3,300	0.05000		0.04218	3,300.16			0.04218	3,300.16	4.15%
042	Parks	5,000	0.00000		0.06391	5,000.32			0.06391	5,000.32	6.29%
072	Waterworks	1,025	0.01660		0.01311	1,025.73			0.01311	1,025.73	1.29%
047	Social Security	5,000	0.00000		0.06391	5,000.32			0.06391	5,000.32	6.29%
999	City Share R&B	0	0.00000		0.00000	0.00			0.00000	0.00	0.00%
060	Unemployment Ins	450	0.00000		0.00576	450.66			0.00576	450.66	0.57%
143	Medicare	1,450	0.00000		0.01854	1,450.57			0.01854	1,450.57	1.82%
		79,485			1.01596	79,488.66			1.01596	79,488.66	100.00%

Jennifer Ebner

I, JENNIFER EBNER, County Clerk for LASALLE County Illinois, do hereby certify this report to be a true and complete copy of the 2022 extension information.

5/22/2023 9:03 am

VCE1 - VIL.OF KANGLEY

Tax Year 2022											
Assessed (BoR Eq.)		State Equalized (1.00000)	Exemptions		Amount	State Category	Net Taxable Value	After EZ & TIF	Other Information	County	District
Land:	323,382	323,382	Home Improvement:	631	Farm:	16,202	16,202	PTELL:			
Farm Land:	16,202	16,202	Owner Occupied:	464,804	Residential:	1,852,265	1,852,265	New Property EAV:	9,431		9,431
Building:	2,379,812	2,379,812	Senior Citizen:	122,166	Commercial:	104,611	104,611	Annexations EAV:	0		0
Farm Building:	0	0	Veteran:	0	Industrial:	0	0	Disconnection EAV:	0		0
State Assessed:	0	0	Senior Assessment Freez	104,820	Mineral:	0	0	Recovered TIF EAV:	0		0
	2,719,396	2,719,396	Abatement:	0	Pollution Control:	0	0	Aggregate Extension:	0		
Less Assessments < 150	-72	-72	Development:	0	State Railroad:	0	0	Rate Increase:	0.00000		
	2,719,324	2,719,324	Solar:	0	Local Railroad:	0	0	TIF Loss EAV:	0		
			Owner Occupied 50%:	0		1,973,078	1,973,078	EZ EAV Reduction:	0		
Less Exemptions		-746,246	Returning Veteran:	0	Overlapping Counties			EZ Tax Reduction:	0.00		
Net Taxable Value		1,973,078	Disabled Person:	2,000				Industrial Tax Abatement:	0.00		
			Disabled Veteran 50%:	0							
			Disabled Veteran 70%:	51,825							
			Leasehold Owner:	0							
			Natural Disaster:	0							
			Disabled Veteran 30%:	0							
			746,246								

Fund	Levy Request	Max Rate	Auto Set To Max	Calculated Rate	Calculated Taxes	PTELL Factor	PTELL Rate	(w/overrides) Final Rate	Final Taxes	% of Total
001 Corporate	9,400	0.25000		0.25000	4,932.78			0.25000	4,932.78	44.43%
014 Police Protection	0	0.05000		0.00000	0.00			0.00000	0.00	0.00%
035 Liability Insurance	3,300	0.00000		0.16726	3,300.22			0.16726	3,300.22	29.73%
041 Street Lighting	1,186	0.05000		0.05000	986.56			0.05000	986.56	8.89%
042 Parks	1,912	0.07500		0.07500	1,479.83			0.07500	1,479.83	13.33%
047 Social Security	402	0.00000		0.02038	402.12			0.02038	402.12	3.62%
999 City Share R&B	0	0.00000		0.00000	0.00			0.00000	0.00	0.00%
	16,200			0.56264	11,101.51			0.56264	11,101.51	100.00%

Jennifer Ebner

Tax Year 2022											
Assessed (BoR Eq.)		State Equalized (1.00000)	Exemptions		Amount	State Category	Net Taxable Value	After EZ & TIF	Other Information	County	District
Land:	28,632,857	28,632,857	Home Improvement:	686,287	Farm:	2,877,860	1,867,875	PTELL:			
Farm Land:	1,695,106	1,695,106	Owner Occupied:	14,641,709	Residential:	95,083,096	78,036,535	New Property EAV:	707,153		707,153
Building:	138,757,371	138,757,371	Senior Citizen:	3,750,768	Commercial:	33,610,886	20,448,892	Annexations EAV:	0		0
Farm Building:	111,550	111,550	Veteran:	9,700	Industrial:	14,880,422	8,619,875	Disconnection EAV:	0		0
State Assessed:	334,413	334,413	Senior Assessment Freez	2,457,591	Mineral:	2,099	2,099	Recovered TIF EAV:	0		0
	169,531,297	169,531,297	Abatement:	0	Pollution Control:	1,760	1,760	Aggregate Extension:	0		
Less Assessments < 150	-642	-642	Development:	0	State Railroad:	332,653	332,653	Rate Increase:	0.00000		
	169,530,655	169,530,655	Solar:	0	Local Railroad:	0	0	TIF Loss EAV:	37,479,087		
			Owner Occupied 50%:	0		146,788,776	109,309,689	EZ EAV Reduction:	0		
Less Exemptions		-22,741,879	Returning Veteran:	0	Overlapping Counties			EZ Tax Reduction:	0.00		
Net Taxable Value		146,788,776	Disabled Person:	91,019				Industrial Tax Abatement:	0.00		
			Disabled Veteran 50%:	21,271							
			Disabled Veteran 70%:	1,071,034							
			Leasehold Owner:	0							
			Natural Disaster:	0							
			Disabled Veteran 30%:	12,500							
				22,741,879							

Fund	Levy Request	Max Rate	Auto Set To Max	Calculated Rate	Calculated Taxes	PTELL Factor	PTELL Rate	(w/overrides) Final Rate	Final Taxes	% of Total
001 Corporate	611,750	0.00000		0.55965	611,751.54			0.55965	611,751.54	21.29%
003 Bonds And Int	0	0.00000		0.00000	0.00			0.00000	0.00	0.00%
013 Firemen Pension	200,000	0.00000		0.18297	200,003.90			0.18297	200,003.90	6.96%
015 Police Pension	1,800,000	0.00000		1.64670	1,800,002.28			1.64670	1,800,002.28	62.64%
025 Garbage	0	0.00000		0.00000	0.00			0.00000	0.00	0.00%
027 Audit	34,000	0.00000		0.03111	34,006.24			0.03111	34,006.24	1.18%
043 Playground	103,000	0.00000		0.09423	103,002.50			0.09423	103,002.50	3.58%
047 Social Security	85,000	0.00000		0.07777	85,010.13			0.07777	85,010.13	2.96%
048 School Cross Guard	0	0.00000		0.00000	0.00			0.00000	0.00	0.00%
999 City Share R&B	0	0.00000		0.00000	0.00			0.00000	0.00	0.00%
005 I.M.R.F	40,000	0.00000		0.03660	40,007.34			0.03660	40,007.34	1.39%
042 Parks	0	0.00000		0.00000	0.00			0.00000	0.00	0.00%
	2,873,750			2.62903	2,873,783.93			2.62903	2,873,783.93	100.00%

Jennifer Ebner

Assessed (BoR Eq.)	State Equalized (1.00000)	Exemptions	Amount	State Category	Net Taxable Value	After EZ & TIF	Other Information	County	District
Land:	3,631,979	3,631,979	Home Improvement:	9,558	Farm:	105,056	105,056	PTELL:	
Farm Land:	66,753	66,753	Owner Occupied:	1,646,331	Residential:	15,632,061	15,632,061	New Property EAV:	00
Building:	17,407,504	17,407,504	Senior Citizen:	365,000	Commercial:	1,596,051	1,596,051	Annexations EAV:	00
Farm Building:	2,520	2,520	Veteran:	0	Industrial:	886,599	886,599	Disconnection EAV:	00
State Assessed:	846,519	846,519	Senior Assessment Freez	617,120	Mineral:	0	0	Recovered TIF EAV:	00
	21,955,275	21,955,275	Abatement:	0	Pollution Control:	0	0	Aggregate Extension:	0
	0	0	Development:	0	State Railroad:	846,519	846,519	Rate Increase:	0.00000
			Solar:	0	Local Railroad:	0	0	TIF Loss EAV:	0
			Owner Occupied 50%:	0		19,066,286	19,066,286	EZ EAV Reduction:	0
Less Exemptions		-2,888,989	Returning Veteran:	0	Overlapping Counties			EZ Tax Reduction:	0.00
Net Taxable Value		19,066,286	Disabled Person:	14,000				Industrial Tax Abatement:	0.00
			Disabled Veteran 50%:	0					
			Disabled Veteran 70%:	231,980					
			Leasehold Owner:	0					
			Natural Disaster:	0					
			Disabled Veteran 30%:	5,000					
				2,888,989					

Fund	Levy Request	Max Rate	Auto Set To Max	Calculated Rate	Calculated Taxes	PTELL Factor	PTELL Rate	(w/overrides) Final Rate	Final Taxes	% of Total
014 Police Protection	62,050	0.40000		0.32545	62,051.21			0.32545	62,051.21	29.32%
047 Social Security	21,185	0.00000		0.11112	21,186.45			0.11112	21,186.45	10.01%
035 Liability Insurance	29,500	0.00000		0.15473	29,501.26			0.15473	29,501.26	13.94%
999 City Share R&B	0	0.00000		0.00000	0.00			0.00000	0.00	0.00%
001 General Fund	98,925	0.00000		0.51885	98,925.39			0.51885	98,925.39	46.74%
	211,660			1.11015	211,664.31			1.11015	211,664.31	100.00%

Jennifer Ebner

Tax Year 2022											
Assessed (BoR Eq.)		State Equalized (1.00000)	Exemptions		Amount	State Category	Net Taxable Value	After EZ & TIF	Other Information	County	District
Land:	114,277	114,277	Home Improvement:	25,000	Farm:	12,378	12,378	PTELL:			
Farm Land:	541	541	Owner Occupied:	241,203	Residential:	919,167	919,167	New Property EAV:	0		0
Building:	2,110,022	2,110,022	Senior Citizen:	51,530	Commercial:	913,932	913,932	Annexations EAV:	0		0
Farm Building:	11,837	11,837	Veteran:	0	Industrial:	0	0	Disconnection EAV:	0		0
State Assessed:	0	0	Senior Assessment Freez	73,357	Mineral:	0	0	Recovered TIF EAV:	0		0
	2,236,677	2,236,677	Abatement:	0	Pollution Control:	0	0	Aggregate Extension:	0		
Less Assessments < 150	-110	-110	Development:	0	State Railroad:	0	0	Rate Increase:	0.00000		
	2,236,567	2,236,567	Solar:	0	Local Railroad:	0	0	TIF Loss EAV:	0		
			Owner Occupied 50%:	0		1,845,477	1,845,477	EZ EAV Reduction:	0		
Less Exemptions		-391,090	Returning Veteran:	0	Overlapping Counties			EZ Tax Reduction:	0.00		
Net Taxable Value		1,845,477	Disabled Person:	0				Industrial Tax Abatement:	0.00		
			Disabled Veteran 50%:	0							
			Disabled Veteran 70%:	0							
			Leasehold Owner:	0							
			Natural Disaster:	0							
			Disabled Veteran 30%:	0							
			391,090								

Fund	Levy Request	Max Rate	Auto Set To Max	Calculated Rate	Calculated Taxes	PTELL Factor	PTELL Rate	(w/overrides) Final Rate	Final Taxes	% of Total
001 Corporate	4,520	0.25000		0.24493	4,520.12			0.24493	4,520.12	31.13%
035 Liability Insurance	8,000	0.00000		0.43350	8,000.16			0.43350	8,000.16	55.10%
999 City Share R&B	0	0.00000		0.00000	0.00			0.00000	0.00	0.00%
027 Audit	0	0.00000		0.00000	0.00			0.00000	0.00	0.00%
047 Social Security	1,000	0.00000		0.05419	1,000.07			0.05419	1,000.07	6.89%
042 Parks	1,000	0.07500		0.05419	1,000.07			0.05419	1,000.07	6.89%
	14,520			0.78681	14,520.42			0.78681	14,520.42	100.00%

Jennifer Ebner

			Tax Year 2022						
Assessed (BoR Eq.)	State Equalized (1.00000)	Exemptions	Amount	State Category	Net Taxable Value	After EZ & TIF	Other Information	County	District
Land:	776,864	776,864	Home Improvement:	612	Farm:	253,112	74,792	PTELL:	
Farm Land:	238,946	238,946	Owner Occupied:	908,240	Residential:	5,120,256	4,757,927	New Property EAV:	14,91614,916
Building:	6,480,007	6,480,007	Senior Citizen:	183,100	Commercial:	843,109	641,705	Annexations EAV:	00
Farm Building:	14,166	14,166	Veteran:	0	Industrial:	0	0	Disconnection EAV:	00
State Assessed:	39,597	39,597	Senior Assessment Freez	101,183	Mineral:	0	0	Recovered TIF EAV:	00
	7,549,580	7,549,580	Abatement:	0	Pollution Control:	0	0	Aggregate Extension:	0
Less Assessments < 150	-16	-16	Development:	0	State Railroad:	39,581	39,581	Rate Increase:	0.00000
	7,549,564	7,549,564	Solar:	0	Local Railroad:	500	500	TIF Loss EAV:	742,053
Less Exemptions		-1,293,006	Owner Occupied 50%:	0		6,256,558	5,514,505	EZ EAV Reduction:	0
Net Taxable Value		6,256,558	Returning Veteran:	0	Overlapping Counties			EZ Tax Reduction:	0.00
			Disabled Person:	4,000				Industrial Tax Abatement:	0.00
			Disabled Veteran 50%:	0					
			Disabled Veteran 70%:	95,871					
			Leasehold Owner:	0					
			Natural Disaster:	0					
			Disabled Veteran 30%:	0					
				1,293,006					

Fund	Levy Request	Max Rate	Auto Set To Max	Calculated Rate	Calculated Taxes	PTELL Factor	PTELL Rate	(w/overrides) Final Rate	Final Taxes	% of Total
001 Corporate	20,362	0.25000		0.25000	13,786.27			0.25000	13,786.27	29.15%
014 Police Protection	6,995	0.07500		0.07500	4,135.88			0.07500	4,135.88	8.74%
027 Audit	6,054	0.00000		0.10979	6,054.37			0.10979	6,054.37	12.80%
035 Liability Insurance	8,077	0.00000		0.14647	8,077.09			0.14647	8,077.09	17.08%
041 Street Lighting	5,044	0.05000		0.05000	2,757.25			0.05000	2,757.25	5.83%
042 Parks	6,920	0.07500		0.07500	4,135.88			0.07500	4,135.88	8.74%
047 Social Security	4,997	0.00000		0.09062	4,997.24			0.09062	4,997.24	10.56%
060 Unemployment Ins	631	0.00000		0.01145	631.41			0.01145	631.41	1.33%
072 Waterworks	1,507	0.01660		0.01660	915.41			0.01660	915.41	1.94%
143 Medicare	1,811	0.00000		0.03285	1,811.51			0.03285	1,811.51	3.83%
999 City Share R&B	0	0.00000		0.00000	0.00			0.00000	0.00	0.00%
003 Bonds And Interest	0	0.00000		0.00000	0.00			0.00000	0.00	0.00%
	62,398			0.85778	47,302.31			0.85778	47,302.31	100.00%

Jennifer Ebner

Tax Year 2022											
Assessed (BoR Eq.)		State Equalized (1.00000)	Exemptions	Amount	State Category	Net Taxable Value	After EZ & TIF	Other Information	County	District	
Land:	17,479,206	17,479,206	Home Improvement:	199,333	Farm:	193,335	193,335	PTELL:			
Farm Land:	147,163	147,163	Owner Occupied:	7,857,454	Residential:	50,762,648	50,680,737	New Property EAV:	268,782	268,782	
Building:	67,942,441	67,942,441	Senior Citizen:	1,998,838	Commercial:	10,891,654	9,231,804	Annexations EAV:	0	0	
Farm Building:	22,001	22,001	Veteran:	0	Industrial:	11,238,403	11,150,621	Disconnection EAV:	0	0	
State Assessed:	399,090	399,090	Senior Assessment Freez	1,515,872	Mineral:	0	0	Recovered TIF EAV:	0	0	
	85,989,901	85,989,901	Abatement:	0	Pollution Control:	0	0	Aggregate Extension:	0		
Less Assessments < 150	-2,329	-2,329	Development:	0	State Railroad:	398,950	398,950	Rate Increase:	0.00000		
	85,987,572	85,987,572	Solar:	0	Local Railroad:	0	0	TIF Loss EAV:	1,829,543		
			Owner Occupied 50%:	0		73,484,990	71,655,447	EZ EAV Reduction:	0		
Less Exemptions		-12,502,582	Returning Veteran:	0	Overlapping Counties			EZ Tax Reduction:	0.00		
Net Taxable Value		73,484,990	Disabled Person:	34,268				Industrial Tax Abatement:	0.00		
			Disabled Veteran 50%:	10,879							
			Disabled Veteran 70%:	878,438							
			Leasehold Owner:	0							
			Natural Disaster:	0							
			Disabled Veteran 30%:	7,500							
				12,502,582							

Fund		Levy	Max	Auto Set	Calculated	Calculated	PTELL	PTELL	(w/overrides)	Final	% of
		Request	Rate	To Max	Rate	Taxes	Factor	Rate	Final Rate	Taxes	Total
001	Corporate	179,148	0.25000		0.25000	179,138.61			0.25000	179,138.61	11.44%
003	Bonds And Int	184,307	0.00000		0.25722	184,312.13			0.25722	184,312.13	11.77%
005	I.M.R.F	128,000	0.00000		0.17864	128,005.28			0.17864	128,005.28	8.18%
014	Police Protection	53,744	0.07500		0.07500	53,741.58			0.07500	53,741.58	3.43%
015	Police Pension	310,000	0.00000		0.43263	310,002.93			0.43263	310,002.93	19.80%
025	Garbage	14,294	0.20000		0.01995	14,295.26			0.01995	14,295.26	0.91%
026	Sewerage	35,830	0.05000		0.05000	35,827.72			0.05000	35,827.72	2.29%
027	Audit	26,000	0.00000		0.03629	26,003.76			0.03629	26,003.76	1.66%
035	Liability Insurance	245,000	0.00000		0.34192	245,004.28			0.34192	245,004.28	15.65%
041	Street Lighting	35,830	0.05000		0.05000	35,827.72			0.05000	35,827.72	2.29%
043	Playground	64,493	0.09000		0.09000	64,489.90			0.09000	64,489.90	4.12%
045	Public Benefit	26,830	0.05000		0.03745	26,834.96			0.03745	26,834.96	1.71%
046	Esda	10,000	0.05000		0.01396	10,003.10			0.01396	10,003.10	0.64%
047	Social Security	160,000	0.00000		0.22330	160,006.60			0.22330	160,006.60	10.22%
048	School Cross Guard	3,200	0.02000		0.00447	3,203.00			0.00447	3,203.00	0.20%

Jennifer Ebner

5/22/2023 9:03 am

VCJ1 - CITY OF MARSEILLES

Tax Year 2022

Fund		Levy Request	Max Rate	Auto Set To Max	Calculated Rate	Calculated Taxes	PTELL Factor	PTELL Rate	(w/overrides) Final Rate	Final Taxes	% of Total
067	Public Comf Station	10,000	0.03330		0.01396	10,003.10			0.01396	10,003.10	0.64%
072	Waterworks	35,830	0.05000		0.05000	35,827.72			0.05000	35,827.72	2.29%
999	City Share R&B	0	0.00000		0.00000	0.00			0.00000	0.00	0.00%
146	Stormwtr Management	42,995	0.06000		0.06000	42,993.26			0.06000	42,993.26	2.75%
		1,565,501			2.18479	1,565,520.91			2.18479	1,565,520.91	100.00%

Jennifer Ebner

I, JENNIFER EBNER, County Clerk for LASALLE County Illinois, do hereby certify this report to be a true and complete copy of the 2022 extension information.

Tax Year 2022											
Assessed (BoR Eq.)		State Equalized (1.00000)	Exemptions		Amount	State Category	Net Taxable Value	After EZ & TIF	Other Information	County	District
Land:	18,580,127	18,580,127	Home Improvement:	255,089	Farm:	729,273	620,987	PTELL:			
Farm Land:	488,147	488,147	Owner Occupied:	10,673,312	Residential:	67,739,178	67,436,171	New Property EAV:	213,060		213,060
Building:	108,294,726	108,294,726	Senior Citizen:	3,145,000	Commercial:	21,159,297	20,376,685	Annexations EAV:	23,243		23,243
Farm Building:	33,142	33,142	Veteran:	0	Industrial:	20,929,761	12,812,408	Disconnection EAV:	0		0
State Assessed:	2,336,741	2,336,741	Senior Assessment Freez	2,143,591	Mineral:	0	0	Recovered TIF EAV:	13,693,345		13,693,345
	129,732,883	129,732,883	Abatement:	0	Pollution Control:	0	0	Aggregate Extension:	0		
Less Assessments < 150	-589	-589	Development:	0	State Railroad:	2,336,741	2,336,741	Rate Increase:	0.00000		
	129,732,294	129,732,294	Solar:	0	Local Railroad:	0	0	TIF Loss EAV:	9,311,258		
			Owner Occupied 50%:	0		112,894,250	103,582,992	EZ EAV Reduction:	0		
Less Exemptions		-16,838,044	Returning Veteran:	0	Overlapping Counties			EZ Tax Reduction:	0.00		
Net Taxable Value		112,894,250	Disabled Person:	50,000				Industrial Tax Abatement:	0.00		
			Disabled Veteran 50%:	35,000							
			Disabled Veteran 70%:	533,552							
			Leasehold Owner:	0							
			Natural Disaster:	0							
			Disabled Veteran 30%:	2,500							
				16,838,044							

Fund	Levy Request	Max Rate	Auto Set To Max	Calculated Rate	Calculated Taxes	PTELL Factor	PTELL Rate	(w/overrides) Final Rate	Final Taxes	% of Total
001 Corporate	227,726	0.25000		0.21985	227,727.19			0.21985	227,727.19	10.51%
003 Bonds And Int	150,850	0.00000		0.14564	150,858.26			0.14564	150,858.26	6.96%
005 I.M.R.F	50,000	0.00000		0.04828	50,009.87			0.04828	50,009.87	2.31%
012 Fire Protection	68,318	0.07500		0.06596	68,323.34			0.06596	68,323.34	3.15%
013 Firemen Pension	152,500	0.00000		0.14723	152,505.23			0.14723	152,505.23	7.04%
014 Police Protection	68,317	0.07500		0.06596	68,323.34			0.06596	68,323.34	3.15%
015 Police Pension	570,000	0.00000		0.55029	570,006.83			0.55029	570,006.83	26.30%
027 Audit	30,000	0.00000		0.02897	30,007.99			0.02897	30,007.99	1.38%
035 Liability Insurance	250,000	0.00000		0.24136	250,007.90			0.24136	250,007.90	11.54%
041 Street Lighting	45,545	0.05000		0.04397	45,545.44			0.04397	45,545.44	2.10%
042 Parks	68,318	0.07500		0.06596	68,323.34			0.06596	68,323.34	3.15%
043 Playground	81,981	0.09000		0.07915	81,985.94			0.07915	81,985.94	3.78%
046 Esda	45,545	0.05000		0.04397	45,545.44			0.04397	45,545.44	2.10%
047 Social Security	116,000	0.00000		0.11199	116,002.59			0.11199	116,002.59	5.35%
048 School Cross Guard	18,218	0.02000		0.01759	18,220.25			0.01759	18,220.25	0.84%

Jennifer Ebner

5/22/2023 9:03 am

VCK1 - CITY OF MENDOTA

Tax Year 2022

Fund		Levy Request	Max Rate	Auto Set To Max	Calculated Rate	Calculated Taxes	PTELL Factor	PTELL Rate	(w/overrides) Final Rate	Final Taxes	% of Total
062	Workman's Comp	155,500	0.00000		0.15013	155,509.14			0.15013	155,509.14	7.18%
064	Ambulance	68,318	0.07500		0.06596	68,323.34			0.06596	68,323.34	3.15%
999	City Share R&B	0	0.00000		0.00000	0.00			0.00000	0.00	0.00%
		2,167,136			2.09226	2,167,225.43			2.09226	2,167,225.43	100.00%

Jennifer Ebner

I, JENNIFER EBNER, County Clerk for LASALLE County Illinois, do hereby certify this report to be a true and complete copy of the 2022 extension information.

Tax Year 2022											
Assessed (BoR Eq.)		State Equalized (1.00000)	Exemptions		Amount	State Category	Net Taxable Value	After EZ & TIF	Other Information	County	District
Land:	1,779,642	1,779,642	Home Improvement:	20,555	Farm:	328,274	328,274	PTELL:			
Farm Land:	15,806	15,806	Owner Occupied:	792,000	Residential:	10,220,405	10,220,405	New Property EAV:	277,696		277,696
Building:	9,869,975	9,869,975	Senior Citizen:	95,000	Commercial:	502	502	Annexations EAV:	0		0
Farm Building:	0	0	Veteran:	0	Industrial:	0	0	Disconnection EAV:	0		0
State Assessed:	25,808	25,808	Senior Assessment Freez	86,094	Mineral:	0	0	Recovered TIF EAV:	0		0
	11,691,231	11,691,231	Abatement:	0	Pollution Control:	0	0	Aggregate Extension:	18,719		
	0	0	Development:	0	State Railroad:	25,808	25,808	Rate Increase:	0.00000		
			Solar:	0	Local Railroad:	0	0	TIF Loss EAV:	0		
			Owner Occupied 50%:	0		10,574,989	10,574,989	EZ EAV Reduction:	0		
Less Exemptions		-1,116,242	Returning Veteran:	0	Overlapping Counties			EZ Tax Reduction:	0.00		
Net Taxable Value		10,574,989	Disabled Person:	4,000	Kendall (Actual)		3,809,092	Industrial Tax Abatement:	0.00		
			Disabled Veteran 50%:	0			14,384,081				
			Disabled Veteran 70%:	118,593							
			Leasehold Owner:	0							
			Natural Disaster:	0							
			Disabled Veteran 30%:	0							
			1,116,242								

Fund	Levy Request	Max Rate	Auto Set To Max	Calculated Rate	Calculated Taxes	PTELL Factor	PTELL Rate	(w/overrides) Final Rate	Final Taxes	% of Total
001 Corporate	11,000	0.43750		0.07648	8,087.74			0.07648	8,087.74	58.65%
035 Liability Insurance	5,165	0.00000		0.03591	3,797.47			0.03591	3,797.47	27.54%
041 Street Lighting	800	0.05000		0.00557	589.03			0.00557	589.03	4.27%
062 Workman's Comp	1,750	0.00000		0.01217	1,286.97			0.01217	1,286.97	9.33%
999 City Share R&B	0	0.00000		0.00000	0.00			0.00000	0.00	0.00%
209 Prior Year Adj (Sb508)	40	0.00000		0.00028	29.61			0.00028	29.61	0.21%
	18,755			0.13041	13,790.82			0.13041	13,790.82	100.00%

Jennifer Ebner

Tax Year 2022											
Assessed (BoR Eq.)		State Equalized (1.00000)	Exemptions		Amount	State Category	Net Taxable Value	After EZ & TIF	Other Information	County	District
Land:	1,284,313	1,284,313	Home Improvement:	47,489	Farm:	0	0	PTELL:			
Farm Land:	0	0	Owner Occupied:	810,079	Residential:	5,070,787	5,070,787	New Property EAV:	116,561	116,561	
Building:	6,057,594	6,057,594	Senior Citizen:	193,885	Commercial:	968,600	968,600	Annexations EAV:	0	0	
Farm Building:	0	0	Veteran:	0	Industrial:	0	0	Disconnection EAV:	0	0	
State Assessed:	47,754	47,754	Senior Assessment Freez	212,873	Mineral:	923	923	Recovered TIF EAV:	0	0	
	7,389,661	7,389,661	Abatement:	0	Pollution Control:	0	0	Aggregate Extension:	0		
	0	0	Development:	0	State Railroad:	47,754	47,754	Rate Increase:	0.00000		
			Solar:	0	Local Railroad:	0	0	TIF Loss EAV:	0		
			Owner Occupied 50%:	0		6,088,064	6,088,064	EZ EAV Reduction:	0		
Less Exemptions		-1,301,597	Returning Veteran:	0	Overlapping Counties			EZ Tax Reduction:	0.00		
Net Taxable Value		6,088,064	Disabled Person:	4,000				Industrial Tax Abatement:	0.00		
			Disabled Veteran 50%:	0							
			Disabled Veteran 70%:	0							
			Leasehold Owner:	0							
			Natural Disaster:	33,271							
			Disabled Veteran 30%:	0							
			1,301,597								

Fund		Levy Request	Max Rate	Auto Set To Max	Calculated Rate	Calculated Taxes	PTELL Factor	PTELL Rate	(w/overrides) Final Rate	Final Taxes	% of Total
001	Corporate	13,601	0.33300		0.22341	13,601.40			0.22341	13,601.40	100.00%
999	City Share R&B	0	0.00000		0.00000	0.00			0.00000	0.00	0.00%
		13,601			0.22341	13,601.40			0.22341	13,601.40	100.00%

Jennifer Ebner

Tax Year 2022										
	Assessed (BoR Eq.)	State Equalized (1.00000)	Exemptions	Amount	State Category	Net Taxable Value	After EZ & TIF	Other Information	County	District
Land:	12,570,067	12,570,067	Home Improvement:	442,577	Farm:	844,763	625,763	PTELL:		
Farm Land:	772,094	772,094	Owner Occupied:	7,290,725	Residential:	45,105,191	44,631,457	New Property EAV:	1,306,631	1,306,631
Building:	67,472,962	67,472,962	Senior Citizen:	1,978,444	Commercial:	18,620,407	17,013,231	Annexations EAV:	0	0
Farm Building:	27,321	27,321	Veteran:	0	Industrial:	4,532,281	4,532,281	Disconnection EAV:	0	0
State Assessed:	0	0	Senior Assessment Freez	1,533,034	Mineral:	0	0	Recovered TIF EAV:	19,790,018	19,790,018
	80,842,444	80,842,444	Abatement:	0	Pollution Control:	0	0	Aggregate Extension:	0	
Less Assessments < 150	-3,399	-3,399	Development:	0	State Railroad:	0	0	Rate Increase:	0.00000	
	80,839,045	80,839,045	Solar:	0	Local Railroad:	0	0	TIF Loss EAV:	2,299,910	
			Owner Occupied 50%:	0		69,102,642	66,802,732	EZ EAV Reduction:	0	
Less Exemptions		-11,736,403	Returning Veteran:	0	Overlapping Counties			EZ Tax Reduction:	0.00	
Net Taxable Value		69,102,642	Disabled Person:	48,000				Industrial Tax Abatement:	0.00	
			Disabled Veteran 50%:	10,000						
			Disabled Veteran 70%:	428,623						
			Leasehold Owner:	0						
			Natural Disaster:	0						
			Disabled Veteran 30%:	5,000						
				11,736,403						

Fund	Levy Request	Max Rate	Auto Set To Max	Calculated Rate	Calculated Taxes	PTELL Factor	PTELL Rate	(w/overrides) Final Rate	Final Taxes	% of Total
001 Corporate	120,000	0.25000		0.17964	120,004.43			0.17964	120,004.43	11.30%
005 I.M.R.F	180,000	0.00000		0.26946	180,006.62			0.26946	180,006.62	16.94%
012 Fire Protection	18,500	0.07500		0.02770	18,504.35			0.02770	18,504.35	1.74%
014 Police Protection	36,000	0.07500		0.05390	36,006.67			0.05390	36,006.67	3.39%
015 Police Pension	412,800	0.00000		0.61794	412,800.76			0.61794	412,800.76	38.86%
025 Garbage	0	0.20000		0.00000	0.00			0.00000	0.00	0.00%
027 Audit	23,000	0.00000		0.03443	23,000.18			0.03443	23,000.18	2.17%
035 Liability Insurance	95,000	0.00000		0.14221	95,000.15			0.14221	95,000.15	8.94%
043 Playground	25,000	0.09000		0.03743	25,004.26			0.03743	25,004.26	2.35%
044 Band	2,000	0.04000		0.00300	2,004.08			0.00300	2,004.08	0.19%
047 Social Security	90,000	0.00000		0.13473	90,003.31			0.13473	90,003.31	8.47%
999 City Share R&B	0	0.00000		0.00000	0.00			0.00000	0.00	0.00%
003 Bonds And Interest	0	0.00000		0.00000	0.00			0.00000	0.00	0.00%
062 Workman's Comp	55,000	0.00000		0.08234	55,005.36			0.08234	55,005.36	5.18%
060 Unemployment Ins	5,000	0.00000		0.00749	5,003.52			0.00749	5,003.52	0.47%

Jennifer Ebner

I, JENNIFER EBNER, County Clerk for LASALLE County Illinois, do hereby certify this report to be a true and complete copy of the 2022 extension information.

5/22/2023 9:03 am

VCN1 - CITY OF OGLESBY

Tax Year 2022

1,062,300	1.59027	1,062,343.69	1.59027	1,062,343.69	100.00%
-----------	---------	--------------	---------	--------------	---------

Jennifer Ebner

I, JENNIFER EBNER, County Clerk for LASALLE County Illinois, do hereby certify this report to be a true and complete copy of the 2022 extension information.

Tax Year 2022											
Assessed (BoR Eq.)		State Equalized (1.00000)	Exemptions		Amount	State Category	Net Taxable Value	After EZ & TIF	Other Information	County	District
Land:	96,023,800	96,023,800	Home Improvement:	643,443	Farm:	2,048,612	1,142,749	PTELL:			
Farm Land:	1,520,214	1,520,214	Owner Occupied:	31,044,710	Residential:	283,239,425	263,073,866	New Property EAV:	3,087,904		3,087,904
Building:	371,682,534	371,682,534	Senior Citizen:	8,025,703	Commercial:	120,081,540	69,305,453	Annexations EAV:	52,764		52,764
Farm Building:	87,346	87,346	Veteran:	0	Industrial:	12,700,868	9,631,405	Disconnection EAV:	0		0
State Assessed:	872,543	872,543	Senior Assessment Freez	7,063,156	Mineral:	3,000	0	Recovered TIF EAV:	0		0
	470,186,437	470,186,437	Abatement:	0	Pollution Control:	0	0	Aggregate Extension:	0		
Less Assessments < 150	-2,248	-2,248	Development:	0	State Railroad:	872,543	872,543	Rate Increase:	0.00000		
	470,184,189	470,184,189	Solar:	0	Local Railroad:	0	0	TIF Loss EAV:	74,919,972		
Less Exemptions		-51,238,201	Owner Occupied 50%:	0		418,945,988	344,026,016	EZ EAV Reduction:	0		
Net Taxable Value		418,945,988	Returning Veteran:	0	Overlapping Counties			EZ Tax Reduction:	0.00		
			Disabled Person:	237,000				Industrial Tax Abatement:	0.00		
			Disabled Veteran 50%:	55,000							
			Disabled Veteran 70%:	4,099,353							
			Leasehold Owner:	0							
			Natural Disaster:	44,836							
			Disabled Veteran 30%:	25,000							
				51,238,201							

Fund	Levy Request	Max Rate	Auto Set To Max	Calculated Rate	Calculated Taxes	PTELL Factor	PTELL Rate	(w/overrides) Final Rate	Final Taxes	% of Total
001 Corporate	882,882	0.25000		0.25000	860,065.02			0.25000	860,065.02	10.37%
003 Bonds And Int	0	0.00000		0.00000	0.00			0.00000	0.00	0.00%
005 I.M.R.F	201,182	0.00000		0.05848	201,186.41			0.05848	201,186.41	2.43%
012 Fire Protection	529,729	0.15000		0.15000	516,039.02			0.15000	516,039.02	6.22%
013 Firemen Pension	1,937,716	0.00000		0.56325	1,937,726.51			0.56325	1,937,726.51	23.37%
014 Police Protection	529,729	0.15000		0.15000	516,039.02			0.15000	516,039.02	6.22%
015 Police Pension	1,716,867	0.00000		0.49906	1,716,896.21			0.49906	1,716,896.21	20.70%
027 Audit	84,922	0.00000		0.02469	84,940.02			0.02469	84,940.02	1.02%
035 Liability Insurance	716,151	0.00000		0.20817	716,158.95			0.20817	716,158.95	8.64%
041 Street Lighting	176,576	0.05000		0.05000	172,013.01			0.05000	172,013.01	2.07%
043 Playground	317,837	0.09000		0.09000	309,623.41			0.09000	309,623.41	3.73%
047 Social Security	585,125	0.00000		0.17009	585,153.84			0.17009	585,153.84	7.06%
048 School Cross Guard	70,631	0.02000		0.02000	68,805.20			0.02000	68,805.20	0.83%
999 City Share R&B	0	0.00000		0.00000	0.00			0.00000	0.00	0.00%
025 Garbage	607,706	0.20000		0.17665	607,721.95			0.17665	607,721.95	7.33%

Jennifer Ebner

District Extension Summary

VCO1 - CITY OF OTTAWA

Tax Year 2022

8,357,053	2.41039	8,292,368.57	2.41039	8,292,368.57	100.00%
-----------	---------	--------------	---------	--------------	---------

Jennifer Ebner

I, JENNIFER EBNER, County Clerk for LASALLE County Illinois, do hereby certify this report to be a true and complete copy of the 2022 extension information.

Tax Year 2022											
Assessed (BoR Eq.)		State Equalized (1.00000)	Exemptions		Amount	State Category	Net Taxable Value	After EZ & TIF	Other Information	County	District
Land:	62,886,826	62,886,826	Home Improvement:	437,398	Farm:	1,928,926	1,290,369	PTELL:			
Farm Land:	1,331,917	1,331,917	Owner Occupied:	18,503,531	Residential:	150,932,342	148,306,753	New Property EAV:	1,205,926		1,205,926
Building:	252,880,667	252,880,667	Senior Citizen:	5,573,947	Commercial:	103,449,455	93,222,795	Annexations EAV:	185,181		185,181
Farm Building:	341,642	341,642	Veteran:	0	Industrial:	31,559,480	31,236,246	Disconnection EAV:	0		0
State Assessed:	600,105	600,105	Senior Assessment Freez	3,892,310	Mineral:	189	189	Recovered TIF EAV:	0		0
	318,041,157	318,041,157	Abatement:	0	Pollution Control:	11,396	11,396	Aggregate Extension:	0		
Less Assessments < 150	-2,263	-2,263	Development:	0	State Railroad:	588,586	588,586	Rate Increase:	0.00000		
	318,038,894	318,038,894	Solar:	0	Local Railroad:	0	0	TIF Loss EAV:	13,814,040		
Less Exemptions		-29,568,520	Owner Occupied 50%:	0		288,470,374	274,656,334	EZ EAV Reduction:	0		
Net Taxable Value		288,470,374	Returning Veteran:	0	Overlapping Counties			EZ Tax Reduction:	0.00		
			Disabled Person:	82,000	Bureau (Actual)		2,432,553	Industrial Tax Abatement:	0.00		
			Disabled Veteran 50%:	30,000	277,088,887						
			Disabled Veteran 70%:	1,041,199							
			Leasehold Owner:	0							
			Natural Disaster:	0							
			Disabled Veteran 30%:	8,135							
			29,568,520								

Fund	Levy Request	Max Rate	Auto Set To Max	Calculated Rate	Calculated Taxes	PTELL Factor	PTELL Rate	(w/overrides) Final Rate	Final Taxes	% of Total
013 Firemen Pension	91,304	0.00000		0.03296	90,526.73			0.03296	90,526.73	10.14%
015 Police Pension	808,945	0.00000		0.29195	801,859.15			0.29195	801,859.15	89.86%
025 Garbage	0	0.00000		0.00000	0.00			0.00000	0.00	0.00%
043 Playground	0	0.00000		0.00000	0.00			0.00000	0.00	0.00%
999 City Share R&B	0	0.00000		0.00000	0.00			0.00000	0.00	0.00%
003 Bonds And Interest	0	0.00000		0.00000	0.00			0.00000	0.00	0.00%
	900,249			0.32491	892,385.88			0.32491	892,385.88	100.00%

Jennifer Ebner

Tax Year 2022											
Assessed (BoR Eq.)		State Equalized (1.00000)	Exemptions		Amount	State Category	Net Taxable Value	After EZ & TIF	Other Information	County	District
Land:	590,142	590,142	Home Improvement:	44,081	Farm:	326,932	326,932	PTELL:			
Farm Land:	96,997	96,997	Owner Occupied:	586,874	Residential:	3,553,818	3,553,818	New Property EAV:	28,101	28,101	
Building:	5,045,955	5,045,955	Senior Citizen:	93,854	Commercial:	636,906	636,906	Annexations EAV:	0	0	
Farm Building:	192,119	192,119	Veteran:	0	Industrial:	569,480	569,480	Disconnection EAV:	0	0	
State Assessed:	707,076	707,076	Senior Assessment Freez	60,512	Mineral:	0	0	Recovered TIF EAV:	0	0	
	6,632,289	6,632,289	Abatement:	0	Pollution Control:	0	0	Aggregate Extension:	0		
Less Assessments < 150	-143	-143	Development:	0	State Railroad:	707,076	707,076	Rate Increase:	0.00000		
	6,632,146	6,632,146	Solar:	0	Local Railroad:	0	0	TIF Loss EAV:	0		
			Owner Occupied 50%:	0		5,794,212	5,794,212	EZ EAV Reduction:	0		
Less Exemptions		-837,934	Returning Veteran:	0	Overlapping Counties			EZ Tax Reduction:	0.00		
Net Taxable Value		5,794,212	Disabled Person:	4,000				Industrial Tax Abatement:	0.00		
			Disabled Veteran 50%:	0							
			Disabled Veteran 70%:	48,613							
			Leasehold Owner:	0							
			Natural Disaster:	0							
			Disabled Veteran 30%:	0							
			837,934								

Fund	Levy Request	Max Rate	Auto Set To Max	Calculated Rate	Calculated Taxes	PTELL Factor	PTELL Rate	(w/overrides) Final Rate	Final Taxes	% of Total
001 Corporate	12,171	0.25000		0.21006	12,171.36			0.21006	12,171.36	37.81%
027 Audit	0	0.00000		0.00000	0.00			0.00000	0.00	0.00%
035 Liability Insurance	8,500	0.00000		0.14670	8,500.12			0.14670	8,500.12	26.41%
041 Street Lighting	2,403	0.05000		0.04148	2,403.44			0.04148	2,403.44	7.47%
047 Social Security	1,000	0.00000		0.01726	1,000.08			0.01726	1,000.08	3.11%
130 Waterworks	0	0.01660		0.00000	0.00			0.00000	0.00	0.00%
003 Bonds And Int	0	0.00000		0.00000	0.00			0.00000	0.00	0.00%
999 City Share R&B	0	0.00000		0.00000	0.00			0.00000	0.00	0.00%
025 Garbage	0	0.20000		0.00000	0.00			0.00000	0.00	0.00%
042 Parks	3,638	0.07500		0.06279	3,638.19			0.06279	3,638.19	11.30%
060 Unemployment Ins	1,000	0.00000		0.01726	1,000.08			0.01726	1,000.08	3.11%
040 Street & Bridge	4,439	0.06000		0.06000	3,476.53			0.06000	3,476.53	10.80%
	33,151			0.55555	32,189.80			0.55555	32,189.80	100.00%

Jennifer Ebner

5/22/2023 9:03 am

VCR1 - VIL.OF RUTLAND

Tax Year 2022											
Assessed (BoR Eq.)		State Equalized (1.00000)	Exemptions		Amount	State Category	Net Taxable Value	After EZ & TIF	Other Information	County	District
Land:	444,265	444,265	Home Improvement:	0	Farm:	147,376	147,376	PTELL:			
Farm Land:	65,722	65,722	Owner Occupied:	544,531	Residential:	2,104,264	2,104,264	New Property EAV:	0		0
Building:	2,862,426	2,862,426	Senior Citizen:	114,594	Commercial:	409,523	409,523	Annexations EAV:	0		0
Farm Building:	22,535	22,535	Veteran:	0	Industrial:	520	520	Disconnection EAV:	0		0
State Assessed:	0	0	Senior Assessment Freez	55,949	Mineral:	0	0	Recovered TIF EAV:	0		0
	3,394,948	3,394,948	Abatement:	0	Pollution Control:	0	0	Aggregate Extension:	0		
	0	0	Development:	0	State Railroad:	0	0	Rate Increase:	0.00000		
			Solar:	0	Local Railroad:	0	0	TIF Loss EAV:	0		
			Owner Occupied 50%:	0		2,661,683	2,661,683	EZ EAV Reduction:	0		
Less Exemptions		-733,265	Returning Veteran:	0	Overlapping Counties			EZ Tax Reduction:	0.00		
Net Taxable Value		2,661,683	Disabled Person:	4,000				Industrial Tax Abatement:	0.00		
			Disabled Veteran 50%:	0							
			Disabled Veteran 70%:	11,691							
			Leasehold Owner:	0							
			Natural Disaster:	0							
			Disabled Veteran 30%:	2,500							
				733,265							

Fund	Levy Request	Max Rate	Auto Set To Max	Calculated Rate	Calculated Taxes	PTELL Factor	PTELL Rate	(w/overrides) Final Rate	Final Taxes	% of Total
001 Corporate	7,920	0.25000		0.25000	6,654.18			0.25000	6,654.18	40.05%
014 Police Protection	2,170	0.07500		0.07500	1,996.26			0.07500	1,996.26	12.02%
027 Audit	2,385	0.00000		0.08961	2,385.13			0.08961	2,385.13	14.36%
035 Liability Insurance	1,382	0.00000		0.05193	1,382.21			0.05193	1,382.21	8.32%
041 Street Lighting	1,586	0.05000		0.05000	1,330.84			0.05000	1,330.84	8.01%
047 Social Security	2,865	0.00000		0.10764	2,865.03			0.10764	2,865.03	17.25%
999 City Share R&B	0	0.00000		0.00000	0.00			0.00000	0.00	0.00%
003 Bonds And Interest	0	0.00000		0.00000	0.00			0.00000	0.00	0.00%
	18,308			0.62418	16,613.65			0.62418	16,613.65	100.00%

Jennifer Ebner

I, JENNIFER EBNER, County Clerk for LASALLE County Illinois, do hereby certify this report to be a true and complete copy of the 2022 extension information.

			Tax Year 2022								
Assessed (BoR Eq.)		State Equalized (1.00000)	Exemptions		Amount	State Category	Net Taxable Value	After EZ & TIF	Other Information	County	District
Land:	9,474,293	9,474,293	Home Improvement:	149,120	Farm:	153,360	153,360	PTELL:			
Farm Land:	105,597	105,597	Owner Occupied:	3,924,000	Residential:	35,124,913	35,124,913	New Property EAV:	283,839		283,839
Building:	45,287,921	45,287,921	Senior Citizen:	760,000	Commercial:	5,197,053	5,159,210	Annexations EAV:	0		0
Farm Building:	40,857	40,857	Veteran:	0	Industrial:	8,968,410	2,687,658	Disconnection EAV:	0		0
State Assessed:	391,528	391,528	Senior Assessment Freez	184,315	Mineral:	0	0	Recovered TIF EAV:	0		0
	55,300,196	55,300,196	Abatement:	0	Pollution Control:	0	0	Aggregate Extension:	0		
Less Assessments < 150	-274	-274	Development:	0	State Railroad:	391,528	391,528	Rate Increase:	0.00000		
	55,299,922	55,299,922	Solar:	0	Local Railroad:	0	0	TIF Loss EAV:	6,318,595		
Less Exemptions		-5,464,658	Owner Occupied 50%:	0		49,835,264	43,516,669	EZ EAV Reduction:	0		
Net Taxable Value		49,835,264	Returning Veteran:	0	Overlapping Counties			EZ Tax Reduction:	0.00		
			Disabled Person:	12,000	Grundy (Actual)		970,119	Industrial Tax Abatement:	0.00		
			Disabled Veteran 50%:	15,000	44,486,788						
			Disabled Veteran 70%:	417,723							
			Leasehold Owner:	0							
			Natural Disaster:	0							
			Disabled Veteran 30%:	2,500							
			5,464,658								

Fund		Levy Request	Max Rate	Auto Set To Max	Calculated Rate	Calculated Taxes	PTELL Factor	PTELL Rate	(w/overrides) Final Rate	Final Taxes	% of Total
001	Corporate	111,246	0.25000		0.25000	108,791.70			0.25000	108,791.70	13.47%
003	Go Bond	0	0.00000		0.00000	0.00			0.00000	0.00	0.00%
005	I.M.R.F	111,100	0.00000		0.24974	108,678.55			0.24974	108,678.55	13.45%
012	Fire Protection	24,600	0.15000		0.05530	24,064.72			0.05530	24,064.72	2.98%
014	Police Protection	66,747	0.15000		0.15000	65,275.02			0.15000	65,275.02	8.08%
025	Garbage	20,000	0.20000		0.04496	19,565.10			0.04496	19,565.10	2.42%
026	Sewerage	44,498	0.10000		0.10000	43,516.68			0.10000	43,516.68	5.39%
027	Audit	10,800	0.00000		0.02428	10,565.85			0.02428	10,565.85	1.31%
031	Working Cash	22,249	0.05000		0.05000	21,758.34			0.05000	21,758.34	2.69%
035	Liability Insurance	72,127	0.00000		0.16214	70,557.94			0.16214	70,557.94	8.73%
041	Street Lighting	22,249	0.05000		0.05000	21,758.34			0.05000	21,758.34	2.69%
043	Playground	88,997	0.20000		0.20000	87,033.36			0.20000	87,033.36	10.77%
045	Public Benefit	22,249	0.05000		0.05000	21,758.34			0.05000	21,758.34	2.69%
046	Esda	588	0.05000		0.00133	578.77			0.00133	578.77	0.07%
047	Social Security	89,256	0.00000		0.20064	87,311.87			0.20064	87,311.87	10.81%

Jennifer Ebner

Fund		Levy Request	Max Rate	Auto Set To Max	Calculated Rate	Calculated Taxes	PTELL Factor	PTELL Rate	(w/overrides) Final Rate	Final Taxes	% of Total
060	Unemployment Ins	10,817	0.00000		0.02432	10,583.26			0.02432	10,583.26	1.31%
062	Workman's Comp	59,481	0.00000		0.13371	58,186.15			0.13371	58,186.15	7.20%
067	Public Comf Station	14,818	0.03330		0.03330	14,491.05			0.03330	14,491.05	1.79%
072	Waterworks	16,286	0.01660		0.01660	7,223.77			0.01660	7,223.77	0.89%
073	Chlorination	0	0.02000		0.00000	0.00			0.00000	0.00	0.00%
139	Harbor Construction	0	0.01250		0.00000	0.00			0.00000	0.00	0.00%
146	Stormwtr Management	26,699	0.06000		0.06000	26,110.01			0.06000	26,110.01	3.23%
999	City Share R&B	0	0.00000		0.00000	0.00			0.00000	0.00	0.00%
		834,807			1.85632	807,808.82			1.85632	807,808.82	100.00%

Jennifer Ebner

I, JENNIFER EBNER, County Clerk for LASALLE County Illinois, do hereby certify this report to be a true and complete copy of the 2022 extension information.

5/22/2023 9:03 am

VCT1 - VIL.OF SHERIDAN

Tax Year 2022											
Assessed (BoR Eq.)		State Equalized (1.00000)	Exemptions		Amount	State Category	Net Taxable Value	After EZ & TIF	Other Information	County	District
Land:	1,913,054	1,913,054	Home Improvement:	32,121	Farm:	234,970	234,970	PTELL:			
Farm Land:	60,893	60,893	Owner Occupied:	1,164,000	Residential:	11,244,479	11,244,479	New Property EAV:	150,694		150,694
Building:	12,891,510	12,891,510	Senior Citizen:	250,000	Commercial:	1,752,911	1,752,911	Annexations EAV:	0		0
Farm Building:	133,566	133,566	Veteran:	0	Industrial:	0	0	Disconnection EAV:	0		0
State Assessed:	130,653	130,653	Senior Assessment Freez	228,763	Mineral:	0	0	Recovered TIF EAV:	0		0
	15,129,676	15,129,676	Abatement:	0	Pollution Control:	0	0	Aggregate Extension:	0		
Less Assessments < 150	-28	-28	Development:	0	State Railroad:	130,653	130,653	Rate Increase:	0.00000		
	15,129,648	15,129,648	Solar:	0	Local Railroad:	0	0	TIF Loss EAV:	0		
Less Exemptions		-1,766,635	Owner Occupied 50%:	0		13,363,013	13,363,013	EZ EAV Reduction:	0		
Net Taxable Value		13,363,013	Returning Veteran:	0	Overlapping Counties			EZ Tax Reduction:	0.00		
			Disabled Person:	2,000				Industrial Tax Abatement:	0.00		
			Disabled Veteran 50%:	10,000							
			Disabled Veteran 70%:	79,751							
			Leasehold Owner:	0							
			Natural Disaster:	0							
			Disabled Veteran 30%:	0							
			1,766,635								

Fund	Levy Request	Max Rate	Auto Set To Max	Calculated Rate	Calculated Taxes	PTELL Factor	PTELL Rate	(w/overrides) Final Rate	Final Taxes	% of Total
001 Corporate	16,258	0.25000		0.12167	16,258.77			0.12167	16,258.77	25.01%
014 Police Protection	8,128	0.07500		0.06083	8,128.72			0.06083	8,128.72	12.51%
027 Audit	8,681	0.00000		0.06497	8,681.94			0.06497	8,681.94	13.36%
035 Liability Insurance	28,077	0.00000		0.21011	28,077.01			0.21011	28,077.01	43.19%
040 Street & Bridge	1,087	0.10000		0.00814	1,087.75			0.00814	1,087.75	1.67%
999 City Share R&B	0	0.00000		0.00000	0.00			0.00000	0.00	0.00%
005 I.M.R.F	2,767	0.00000		0.02071	2,767.48			0.02071	2,767.48	4.26%
	64,998			0.48643	65,001.67			0.48643	65,001.67	100.00%

Jennifer Ebner

I, JENNIFER EBNER, County Clerk for LASALLE County Illinois, do hereby certify this report to be a true and complete copy of the 2022 extension information.

Tax Year 2022									
Assessed (BoR Eq.)	State Equalized (1.00000)		Exemptions	Amount	State Category	Net Taxable Value	After EZ & TIF	Other Information	County District
Land:	731,142	731,142	Home Improvement:	577	Farm:	42,313	42,313	PTELL:	
Farm Land:	42,313	42,313	Owner Occupied:	504,000	Residential:	4,318,484	4,318,484	New Property EAV:	0207,958
Building:	5,467,809	5,467,809	Senior Citizen:	150,000	Commercial:	491,528	491,528	Annexations EAV:	5,0475,047
Farm Building:	0	0	Veteran:	0	Industrial:	512,213	512,213	Disconnection EAV:	00
State Assessed:	0	0	Senior Assessment Freez	217,938	Mineral:	0	0	Recovered TIF EAV:	099,072
	6,241,264	6,241,264	Abatement:	0	Pollution Control:	0	0	Aggregate Extension:	334,609
Less Assessments < 150	-211	-211	Development:	0	State Railroad:	0	0	Rate Increase:	0.00000
	6,241,053	6,241,053	Solar:	0	Local Railroad:	0	0	TIF Loss EAV:	0
Less Exemptions		-876,515	Owner Occupied 50%:	0		5,364,538	5,364,538	EZ EAV Reduction:	0
Net Taxable Value		5,364,538	Returning Veteran:	0	Overlapping Counties			EZ Tax Reduction:	0.00
			Disabled Person:	4,000	Dekalb (Actual)		40,877,272	Industrial Tax Abatement:	0.00
			Disabled Veteran 50%:	0			46,241,810		
			Disabled Veteran 70%:	0					
			Leasehold Owner:	0					
			Natural Disaster:	0					
			Disabled Veteran 30%:	0					
				876,515					

Fund	Levy Request	Max Rate	Auto Set To Max	Calculated Rate	Calculated Taxes	PTELL Factor	PTELL Rate	(w/overrides) Final Rate	Final Taxes	% of Total
001 Corporate	175,000	0.43750		0.37845	20,302.12			0.37845	20,302.12	49.83%
003 Bonds And Int	0	0.00000		0.00000	0.00			0.00000	0.00	0.00%
014 Police Protection	32,500	0.60000		0.07029	3,770.74			0.07029	3,770.74	9.26%
025 Garbage	20,500	0.20000		0.04434	2,378.64			0.04434	2,378.64	5.84%
027 Audit	23,000	0.00000		0.04974	2,668.32			0.04974	2,668.32	6.55%
035 Liability Insurance	52,000	0.00000		0.11246	6,032.96			0.11246	6,032.96	14.81%
047 Social Security	48,000	0.00000		0.10381	5,568.93			0.10381	5,568.93	13.67%
999 City Share R&B	0	0.00000		0.00000	0.00			0.00000	0.00	0.00%
209 Prior Year Adj (Sb508)	152	0.00000		0.00033	17.70			0.00033	17.70	0.04%
	351,152			0.75942	40,739.41			0.75942	40,739.41	100.00%

Jennifer Ebner

Tax Year 2022											
	Assessed (BoR Eq.)	State Equalized (1.00000)	Exemptions	Amount	State Category	Net Taxable Value	After EZ & TIF	Other Information	County	District	
Land:	22,538,104	22,538,104	Home Improvement:	321,602	Farm:	321,677	274,614	PTELL:			
Farm Land:	195,518	195,518	Owner Occupied:	20,508,410	Residential:	76,934,059	75,976,625	New Property EAV:	315,526	315,526	
Building:	124,530,030	124,530,030	Senior Citizen:	5,765,746	Commercial:	33,850,867	27,520,117	Annexations EAV:	53,331	53,331	
Farm Building:	54,926	54,926	Veteran:	0	Industrial:	5,296,284	4,480,112	Disconnection EAV:	0	0	
State Assessed:	3,757,740	3,757,740	Senior Assessment Freez	3,028,173	Mineral:	250	250	Recovered TIF EAV:	0	0	
	151,076,318	151,076,318	Abatement:	0	Pollution Control:	0	0	Aggregate Extension:	0		
Less Assessments < 150	-1,775	-1,775	Development:	0	State Railroad:	3,757,740	3,757,740	Rate Increase:	0.00000		
	151,074,543	151,074,543	Solar:	0	Local Railroad:	0	0	TIF Loss EAV:	8,151,419		
Less Exemptions		-30,913,666	Owner Occupied 50%:	0		120,160,877	112,009,458	EZ EAV Reduction:	0		
Net Taxable Value		120,160,877	Returning Veteran:	0	Overlapping Counties			EZ Tax Reduction:	0.00		
			Disabled Person:	362,928	Livingston (Actual)		2,736,999	Industrial Tax Abatement:	0.00		
			Disabled Veteran 50%:	39,414			114,746,457				
			Disabled Veteran 70%:	875,299							
			Leasehold Owner:	0							
			Natural Disaster:	0							
			Disabled Veteran 30%:	12,094							
				30,913,666							

Fund	Levy Request	Max Rate	Auto Set To Max	Calculated Rate	Calculated Taxes	PTELL Factor	PTELL Rate	(w/overrides) Final Rate	Final Taxes	% of Total
001 Corporate	222,000	0.28400		0.19348	216,715.92			0.19348	216,715.92	5.33%
005 I.M.R.F	213,500	0.00000		0.18607	208,416.03			0.18607	208,416.03	5.13%
012 Fire Protection	440,000	0.40000		0.38346	429,511.52			0.38346	429,511.52	10.57%
013 Firemen Pension	1,173,053	0.00000		1.02230	1,145,072.84			1.02230	1,145,072.84	28.17%
014 Police Protection	80,000	0.07500		0.06972	78,093.00			0.06972	78,093.00	1.92%
015 Police Pension	1,220,997	0.00000		1.06409	1,191,881.59			1.06409	1,191,881.59	29.32%
025 Garbage	2,500	0.20000		0.00218	2,441.81			0.00218	2,441.81	0.06%
027 Audit	35,000	0.00000		0.03051	34,174.09			0.03051	34,174.09	0.84%
035 Liability Insurance	425,000	0.00000		0.37039	414,871.88			0.37039	414,871.88	10.21%
041 Street Lighting	50,000	0.05000		0.04358	48,813.73			0.04358	48,813.73	1.20%
042 Parks	55,000	0.07500		0.04794	53,697.34			0.04794	53,697.34	1.32%
045 Public Benefit	15,000	0.05000		0.01308	14,650.84			0.01308	14,650.84	0.36%
046 Esda	2,000	0.05000		0.00175	1,960.17			0.00175	1,960.17	0.05%
047 Social Security	195,000	0.00000		0.16994	190,348.90			0.16994	190,348.90	4.68%
048 School Cross Guard	15,000	0.02000		0.01308	14,650.84			0.01308	14,650.84	0.36%

Jennifer Ebner

District Extension Summary

5/22/2023 9:03 am

VCV1 - CITY OF STREATOR

Tax Year 2022

Fund		Levy Request	Max Rate	Auto Set To Max	Calculated Rate	Calculated Taxes	PTELL Factor	PTELL Rate	(w/overrides) Final Rate	Final Taxes	% of Total
057	Lease	5,000	0.00000		0.00436	4,883.61			0.00436	4,883.61	0.12%
060	Unemployment Ins	100	0.00000		0.00009	100.81			0.00009	100.81	0.00%
067	Public Comf Station	15,000	0.03330		0.01308	14,650.84			0.01308	14,650.84	0.36%
999	City Share R&B	0	0.00000		0.00000	0.00			0.00000	0.00	0.00%
003	Bonds And Interest	0	0.00000		0.00000	0.00			0.00000	0.00	0.00%
		4,164,150			3.62910	4,064,935.76			3.62910	4,064,935.76	100.00%

Jennifer Ebner

I, JENNIFER EBNER, County Clerk for LASALLE County Illinois, do hereby certify this report to be a true and complete copy of the 2022 extension information.

Assessed (BoR Eq.)	State Equalized (1.00000)	Exemptions	Amount	State Category	Net Taxable Value	After EZ & TIF	Other Information	County	District
Land:	1,892,488	1,892,488	Home Improvement:	69,890	Farm:	738,429	664,750	PTELL:	
Farm Land:	285,296	285,296	Owner Occupied:	1,434,000	Residential:	9,492,416	9,378,557	New Property EAV:	35,651 35,651
Building:	12,493,101	12,493,101	Senior Citizen:	366,652	Commercial:	2,124,026	1,412,226	Annexations EAV:	0 0
Farm Building:	175,517	175,517	Veteran:	0	Industrial:	0	0	Disconnection EAV:	0 0
State Assessed:	0	0	Senior Assessment Freez	467,367	Mineral:	0	0	Recovered TIF EAV:	0 0
	14,846,402	14,846,402	Abatement:	0	Pollution Control:	0	0	Aggregate Extension:	0
Less Assessments < 150	-142	-142	Development:	0	State Railroad:	0	0	Rate Increase:	0.00000
	14,846,260	14,846,260	Solar:	0	Local Railroad:	0	0	TIF Loss EAV:	899,338
Less Exemptions		-2,491,389	Owner Occupied 50%:	0		12,354,871	11,455,533	EZ EAV Reduction:	0
Net Taxable Value		12,354,871	Returning Veteran:	0	Overlapping Counties			EZ Tax Reduction:	0.00
			Disabled Person:	8,000				Industrial Tax Abatement:	0.00
			Disabled Veteran 50%:	5,000					
			Disabled Veteran 70%:	135,480					
			Leasehold Owner:	0					
			Natural Disaster:	0					
			Disabled Veteran 30%:	5,000					
				2,491,389					

Fund	Levy Request	Max Rate	Auto Set To Max	Calculated Rate	Calculated Taxes	PTELL Factor	PTELL Rate	(w/overrides) Final Rate	Final Taxes	% of Total
001 Corporate	23,500	0.33300		0.20515	23,501.03			0.20515	23,501.03	20.00%
005 I.M.R.F	25,000	0.00000		0.21824	25,000.56			0.21824	25,000.56	21.28%
014 Police Protection	5,000	0.07500		0.04365	5,000.34			0.04365	5,000.34	4.26%
026 Sewerage	1,000	0.01670		0.00873	1,000.07			0.00873	1,000.07	0.85%
027 Audit	6,000	0.00000		0.05238	6,000.41			0.05238	6,000.41	5.11%
035 Liability Insurance	33,000	0.00000		0.28808	33,001.11			0.28808	33,001.11	28.09%
041 Street Lighting	0	0.05000		0.00000	0.00			0.00000	0.00	0.00%
047 Social Security	23,000	0.00000		0.20078	23,000.43			0.20078	23,000.43	19.57%
072 Waterworks	1,000	0.01660		0.00873	1,000.07			0.00873	1,000.07	0.85%
003 Bonds And Int	0	0.00000		0.00000	0.00			0.00000	0.00	0.00%
999 City Share R&B	0	0.00000		0.00000	0.00			0.00000	0.00	0.00%
	117,500			1.02574	117,504.02			1.02574	117,504.02	100.00%

Jennifer Ebner

Tax Year 2022											
Assessed (BoR Eq.)		State Equalized (1.00000)	Exemptions		Amount	State Category	Net Taxable Value	After EZ & TIF	Other Information	County	District
Land:	1,043,937	1,043,937	Home Improvement:	69,006	Farm:	151,437	151,437	PTELL:			
Farm Land:	44,109	44,109	Owner Occupied:	474,000	Residential:	2,944,927	2,944,927	New Property EAV:	59,061		59,061
Building:	4,134,569	4,134,569	Senior Citizen:	149,340	Commercial:	426,603	426,603	Annexations EAV:	0		0
Farm Building:	56,624	56,624	Veteran:	0	Industrial:	1,010,629	1,010,629	Disconnection EAV:	0		0
State Assessed:	716,018	716,018	Senior Assessment Freez	34,421	Mineral:	0	0	Recovered TIF EAV:	0		0
	5,995,257	5,995,257	Abatement:	0	Pollution Control:	0	0	Aggregate Extension:	0		
Less Assessments < 150	-696	-696	Development:	0	State Railroad:	716,018	716,018	Rate Increase:	0.00000		
	5,994,561	5,994,561	Solar:	0	Local Railroad:	0	0	TIF Loss EAV:	0		
Less Exemptions		-744,947	Owner Occupied 50%:	0		5,249,614	5,249,614	EZ EAV Reduction:	0		
Net Taxable Value		5,249,614	Returning Veteran:	0	Overlapping Counties			EZ Tax Reduction:	0.00		
			Disabled Person:	2,000				Industrial Tax Abatement:	0.00		
			Disabled Veteran 50%:	0							
			Disabled Veteran 70%:	11,180							
			Leasehold Owner:	0							
			Natural Disaster:	0							
			Disabled Veteran 30%:	5,000							
			744,947								

Fund	Levy Request	Max Rate	Auto Set To Max	Calculated Rate	Calculated Taxes	PTELL Factor	PTELL Rate	(w/overrides) Final Rate	Final Taxes	% of Total
001 Corporate	12,700	0.25000		0.24193	12,700.41			0.24193	12,700.41	83.55%
035 Liability Insurance	2,500	0.00000		0.04763	2,500.39			0.04763	2,500.39	16.45%
999 City Share R&B	0	0.00000		0.00000	0.00			0.00000	0.00	0.00%
	15,200			0.28956	15,200.80			0.28956	15,200.80	100.00%

Jennifer Ebner

Tax Year 2022												
Assessed (BoR Eq.)		State Equalized (1.00000)	Exemptions		Amount	State Category	Net Taxable Value	After EZ & TIF	Other Information	County	District	
Land:	12,557,894	12,557,894	Home Improvement:	193,621	Farm:	1,815,626	1,529,170	PTELL:				
Farm Land:	949,608	949,608	Owner Occupied:	2,685,463	Residential:	26,334,376	9,805,228	New Property EAV:	38,200		38,200	
Building:	44,376,706	44,376,706	Senior Citizen:	585,412	Commercial:	12,085,365	8,335,985	Annexations EAV:	0		0	
Farm Building:	589,206	589,206	Veteran:	0	Industrial:	13,815,890	13,815,890	Disconnection EAV:	0		0	
State Assessed:	146,568	146,568	Senior Assessment Freez	457,262	Mineral:	0	0	Recovered TIF EAV:	0		0	
	58,619,982	58,619,982	Abatement:	0	Pollution Control:	0	0	Aggregate Extension:	0			
Less Assessments < 150	-134	-134	Development:	0	State Railroad:	146,568	146,568	Rate Increase:	0.00000			
	58,619,848	58,619,848	Solar:	0	Local Railroad:	0	0	TIF Loss EAV:	20,564,984			
Less Exemptions		-4,422,023	Owner Occupied 50%:	0		54,197,825	33,632,841	EZ EAV Reduction:	0			
Net Taxable Value		54,197,825	Returning Veteran:	0	Overlapping Counties			EZ Tax Reduction:	0.00			
			Disabled Person:	4,000				Industrial Tax Abatement:	0.00			
			Disabled Veteran 50%:	10,000								
			Disabled Veteran 70%:	481,265								
			Leasehold Owner:	0								
			Natural Disaster:	0								
			Disabled Veteran 30%:	5,000								
			4,422,023									
Fund			Levy Request	Max Rate	Auto Set To Max	Calculated Rate	Calculated Taxes	PTELL Factor	PTELL Rate	(w/overrides) Final Rate	Final Taxes	% of Total
001	Corporate		61,000	0.00000		0.18138	61,003.52			0.18138	61,003.52	73.76%
043	Playground		21,705	0.00000		0.06454	21,706.73			0.06454	21,706.73	26.24%
999	City Share R&B		0	0.00000		0.00000	0.00			0.00000	0.00	0.00%
003	Bonds And Interest		0	0.00000		0.00000	0.00			0.00000	0.00	0.00%
			82,705			0.24592	82,710.25			0.24592	82,710.25	100.00%

Jennifer Ebner

5/22/2023 9:03 am

VCZ1 - VIL.OF DALZELL

			Tax Year 2022							
Assessed (BoR Eq.)	State Equalized (1.00000)		Exemptions	Amount	State Category	Net Taxable Value	After EZ & TIF	Other Information	County	District
Land:	29,621	29,621	Home Improvement:	0	Farm:	0	0	PTELL:		
Farm Land:	0	0	Owner Occupied:	0	Residential:	0	0	New Property EAV:	29,761	29,761
Building:	119,046	119,046	Senior Citizen:	0	Commercial:	148,667	148,667	Annexations EAV:	0	0
Farm Building:	0	0	Veteran:	0	Industrial:	0	0	Disconnection EAV:	0	0
State Assessed:	0	0	Senior Assessment Freez	0	Mineral:	0	0	Recovered TIF EAV:	0	0
	148,667	148,667	Abatement:	0	Pollution Control:	0	0	Aggregate Extension:	0	
	0	0	Development:	0	State Railroad:	0	0	Rate Increase:	0.00000	
			Solar:	0	Local Railroad:	0	0	TIF Loss EAV:	0	
			Owner Occupied 50%:	0		148,667	148,667	EZ EAV Reduction:	0	
Less Exemptions		0	Returning Veteran:	0	Overlapping Counties			EZ Tax Reduction:	0.00	
Net Taxable Value		148,667	Disabled Person:	0	Bureau (Actual)		5,765,122	Industrial Tax Abatement:	0.00	
			Disabled Veteran 50%:	0	5,913,789					
			Disabled Veteran 70%:	0						
			Leasehold Owner:	0						
			Natural Disaster:	0						
			Disabled Veteran 30%:	0						
				0						

Fund	Levy Request	Max Rate	Auto Set To Max	Calculated Rate	Calculated Taxes	PTELL Factor	PTELL Rate	(w/overrides) Final Rate	Final Taxes	% of Total
001 Corporate	13,975	0.25000		0.23632	351.32			0.23632	351.32	19.47%
014 Police Protection	4,190	0.07500		0.07086	105.35			0.07086	105.35	5.84%
025 Garbage	1,690	0.20000		0.02858	42.49			0.02858	42.49	2.36%
026 Sewerage	920	0.01670		0.01556	23.13			0.01556	23.13	1.28%
027 Audit	8,750	0.00000		0.14796	219.97			0.14796	219.97	12.19%
035 Liability Insurance	27,750	0.00000		0.46925	697.62			0.46925	697.62	38.67%
040 Street & Bridge	1,000	0.06000		0.01691	25.14			0.01691	25.14	1.39%
042 Parks	4,190	0.07500		0.07086	105.35			0.07086	105.35	5.84%
047 Social Security	5,500	0.00000		0.09301	138.28			0.09301	138.28	7.66%
999 City Share R&B	0	0.00000		0.00000	0.00			0.00000	0.00	0.00%
041 Street Lighting	2,795	0.05000		0.04727	70.27			0.04727	70.27	3.90%
060 Unemployment Ins	1,000	0.00000		0.01691	25.14			0.01691	25.14	1.39%
	71,760			1.21349	1,804.06			1.21349	1,804.06	100.00%

Jennifer Ebner

I, JENNIFER EBNER, County Clerk for LASALLE County Illinois, do hereby certify this report to be a true and complete copy of the 2022 extension information.