


2005 ANNUAL REPORT



LaSalle County Health Department
717 Etna Road
Ottawa, Illinois 61350
(815) 433-3366

To the Residents of LaSalle County:

It is an honor to present to you the LaSalle County Health Department 2005 Annual Report of Services and Finance. The 2005 programs in the LaSalle County Health Department's Administrative, Environmental Health, and Personal Health divisions were offered to ensure that our mission statement to "Promote Health and Prevent Disease" was carried out.

Throughout 2005, the Health Department has been very busy implementing important health programs for the residents of LaSalle County. The Health Department touches everyone some way or another in their daily lives. Programs operated by the department monitor your drinking water and the food you eat, immunize your children to protect them from childhood diseases, provide prenatal case management to reduce the number of infants born with health complications, and promote overall wellness of the community.

During the past year, the Health Department continued to work on our identified priority health needs. Our current IPLAN identifies access to dental care as a top concern in LaSalle County. New initiatives in this area were the implementation of a new Dental Health Screening and Sealant program in LaSalle County Schools. This program allows for free dental exams to all school children. It also allows eligible children, those on Medicaid and free or reduced lunch program, to receive free dental sealants. In emergency preparedness, the Health Department in conjunction with state and federal agencies, conducted a full-scale drill for the distribution of medications to LaSalle County's dispensing site as per our Strategic National Stockpile Plan. Other emergency preparedness efforts were the development of a region-wide communication plan. This was a multi-county campaign to prepare a consistent public health message to citizens in times of crisis.

This report gives the statistical and financial data for each program. The LaSalle County Health Department has been providing public health services to the community for the last 19 years. The tremendous dedication and commitment of the staff and the steady support of the Board of Health provide a strong foundation allowing important public health services in LaSalle County to continue.

Sincerely,
Julia K. Kerestes, LEHP
Public Health Administrator

LASALLE COUNTY BOARD OF HEALTH

William Johnson, President
Wayne Riebe, Secretary
Sherwood Jackson
Jack Wayland, CLU, ChFC

Melva Allender, R.N., Vice President
Louis J. Weber Jr., Treasurer
John Harbeck, DDS
Robert B. Maguire, MD

A PROFILE OF LASALLE COUNTY

Population, 2004 estimate*112,335
Population, percent change, 1990-2000*4.3
Land Area (square miles), 2000*1,135
Persons per square mile, 2000*98.3
Second largest geographic county in Illinois
Percent of land used for farming****80
Total Acreage***734,656

Family median income, 2003*\$41,823
Average unemployment rate, 2005**6.0%
Median Age, 2000*38.1
Births, 2004****1,365
Deaths, 2003****1,305
Number of hospitals4

Sources:

*U.S Bureau of the Census
**U.S. Department of Labor/ Bureau of Labor Statistics
***Illinois Project for Natural Resources
****Illinois Department of Public Health
*****Illinois Farm Bureau: Department of Research

Financial Report for the Fiscal Year 2005

(12/01/04 - 11/30/05)

I. Balance on hand (12/01/04) \$1,480,390

II. Revenue

A. Federal & State Grants	\$1,981,031
B. Service Fees	322,875
C. Tax Levy	649,340
D. Interest	<u>36,397</u>
TOTAL	\$2,989,643

III. Expenses

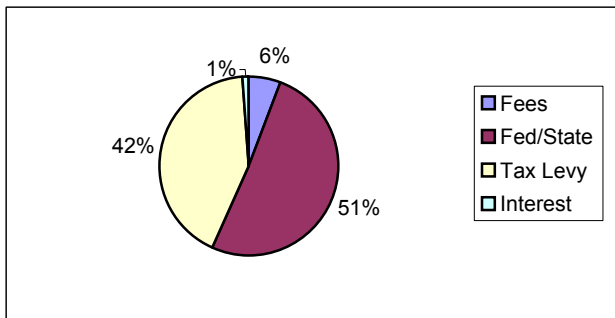
A. Personnel	\$1,172,925
B. Benefits	468,955
C. Program Expenses	1,182,542
D. Building Expenses	<u>100,000</u>
TOTAL	\$2,924,422

IV. Ending Balance (11/30/05)

\$1,545,611

10 Year Comparison

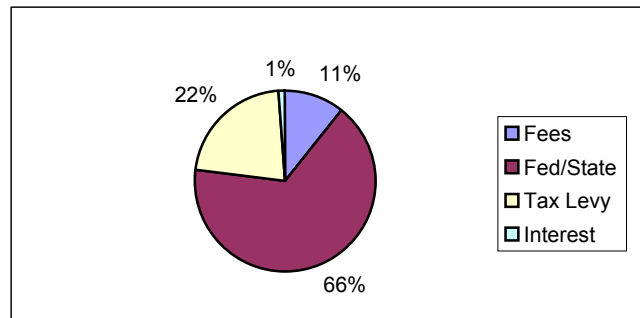
1995 Health Department Revenue



Local tax dollars \$579,034

Local tax rate/\$100 assessed valuation 0.0374

2005 Health Department Revenue

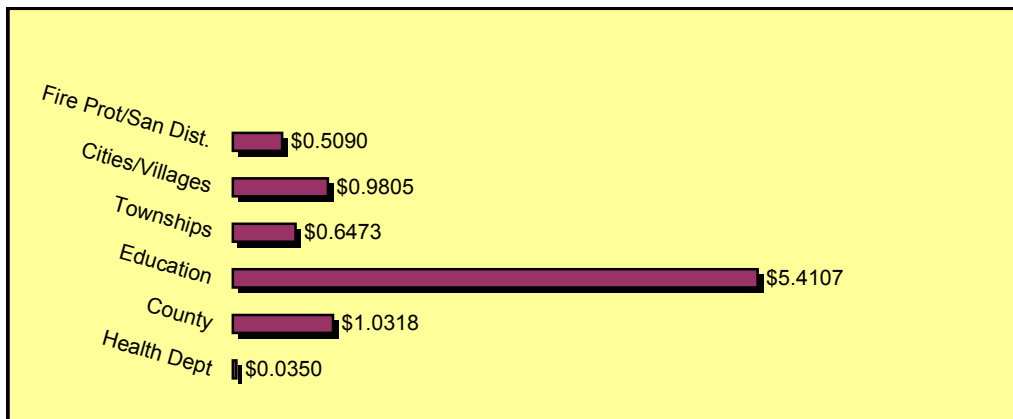


Local tax dollars \$649,340

Local tax rate/\$100 assessed valuation 0.0350

Distribution of Property Taxes

collected in LaSalle County 2005(Local tax rate/\$100 assessed valuation)



ENVIRONMENTAL HEALTH DIVISION

Ted Pumo, B.S., L.E.H.P.
Director of Environmental Health

Food Sanitation Program

Number of food service establishments.....	806
Pre-operational inspections	76
Food complaints received	43
Routine food surveys	946
Follow-up surveys	185
Temporary food stand surveys	181
Food borne illness investigations	0
Food safety training programs (participants)	1,232

Private Sewage Disposal Program

Total number of permits issued	312
Permits for new construction	239
Permits for repairing existing systems	73
Types of systems installed:	
Regular	249
Mechanical	32
Sandfilter	31
Final construction surveys	278
Number of septic tank pumpers inspected	10
Number of sewage complaints	20

Potable Water Program

Total number of permits issued	203
Final construction surveys	220
Non-community water supplies inspected	10
Private water well samples	181
Number of water complaints	38

Subdivision Plats 10

Tanning Facility Inspection Program

Tanning facilities inspected.....	38
-----------------------------------	----

Nuisance Control

Complaints received	26
---------------------------	----

Vector Program

Onsite surveys	265
Number of vector presentations (participants)	457
Vector Complaints Received.....	26

PERSONAL HEALTH DIVISION

Cathy Larsen, R.N
Director of Personal Health

Family Health

Family Case Management

Average caseload per month	1,398
Pregnancy tests	273
Temporary Medical Cards Issued (MPEs).....	448
Home visits:	
Maternal visits.....	658
Infant visits.....	402
Child visits.....	26
SIDS visits	0
APORS	197
Face to face contacts with clients	5,416
Number of family health presentations	438
Teen Parent Services	11

Healthworks (medical case management for foster children)

Average number of foster children served (per month)	120
--	-----

Genetics Services: Number of clients served20

Women Infants Children (WIC)

Number of participants certified	4,519
Number of participants in nutrition/education classes	5,533
Average monthly number of WIC participants	2,392

Communicable Disease Control

Communicable Diseases Reported

AIDS	5
HIV Positive	3
Bacterial Meningitis.....	4
Campylobacteriosis	5
Chicken Pox (Pediatric)	5
Chicken Pox (Adult)	2
Chlamydia.....	198
Cryptosporidiosis	1
E.Coli, 0157;H7.....	1
Giardiasis.....	7
Gonorrhea.....	44
Hepatitis A	3
Hepatitis B	1
Hepatitis B Carrier	3
Hepatitis C Reactive	94
Histoplasmosis.....	3
Legionnaires' Disease	1
Listeriosis.....	1
Lyme Disease	1
Non-Bacterial CNS Infection.....	8
West Nile Virus Infection.....	1
Pertussis	4
Rabies (Potenial) Exposure	5
Salmonella	16
Strep Invasive Group A.....	2

Communicable Disease Control (continued)

Strep Pneumonia	11
Syphilis (Primary).....	1
Syphilis (Latent).....	1
Tuberculosis Disease	0
Tuberculosis Infection.....	31

Immunizations

Childhood Immunizations given.....	3,483
Adult Immunizations	283
Number of Influenza Vaccines administered	3,500

Tuberculosis Skin Testing

Number of clients tested	854
Positive reactors	27
Active TB cases	0
Suspect cases put on medication	3

HIV Counseling and Testing

Number of anonymous tests	131
---------------------------------	-----

International Travel Recommendations.....53

Health Promotion

Cardiovascular Program

Total blood pressures taken	156
Adolescent anti-tobacco presentations (participants)	746

Breast and Cervical Cancer Program in LaSalle County

Number of clients enrolled in IBCCP (cumulative)	1,673
Number of breast cancer cases diagnosed through screening	2
Number of cervical cancer cases diagnosed	2
Pre-cancerous cervical condition.....	24
Number of presentations	40

Prostate & Testicular Cancer Awareness Program

Number of vouchers issued	4
---------------------------------	---

Additional Health Promotion Presentations

(Number of participants)

Health Department Services	0
Personal hygiene & Hand washing.....	470
HIV/STD.....	5
Summer safety	134
Headlice.....	0
Childhood Illness	21
Blood borne Pathogens	26
High Blood Pressure.....	21